

Clallam Bay Corrections Center

Causal Issues



Department of Corrections
OFFICE OF CORRECTIONAL OPERATIONS

DRAFT

Wilkinson v. State
01040001

Clallam Bay Corrections Center

In this document you will find:

Item	Description
1.	Clallam Bay Corrections Center: Causal Issues Report
2.	Offender Profile
3.	Disciplinary Report for 1999 (through December 10, 1999)
4.	Violent Infraction Levels FY 2000
5.	Monthly Community Involvement Report(s)
6.	Employee Grievance Activity Summary
7.	Employee Relationships
8.	Turnover Rate
9.	Employee Web Page
10.	Recreation Schedule
11.	Programming Matrix
12.	Close/Maximum Custody Statistics

DRAFT



STATE OF WASHINGTON
DEPARTMENT OF CORRECTIONS
OFFICE OF CORRECTIONAL OPERATIONS
P.O. Box 41118 • Olympia, Washington 98504-1118 • (360) 753-1573
FAX (360) 586-6582

January 11, 2000

To: Lynne Delano, Assistant Deputy Secretary
Office of Correctional Operations

From: Dennis Thaut, Regional Administrator, SE Region
Gary Fleming, Associate Superintendent, SCCC
David Bailey, Correctional Manager, OCO
Dan Pacholke, Performance System Mgr., OCO

Subject: Clallam Bay Corrections Center: Causal Issues

1. Background:

On December 23, 1999 Lynne Delano, Assistant Deputy Secretary authorized a Critical Incident Fact-Finding Review (CIFFR) subsequent to the December 17, 1999 dining hall disturbance at the Clallam Bay Corrections Center (CBCC). Although this review was requested following the dining hall incident, the unprecedented level of violence experienced at CBCC over calendar year 1999 significantly influenced it. In order to address the incident review and broader causal issues, the CIFFR team opted to do two things: 1) performed an administrative review of the dining hall incident; and 2) a review of operational issues (causal) that may be contributing to the on-going level of violence at CBCC. Listed below are facts that the review team felt worthy of review and where possible, this data is contrasted against statistics from the Washington State Penitentiary. Although these two facilities are quite different they represent the two close-custody facilities within DOC.

2. Infractions:

The following data identifies issues concerning the inmate disciplinary process at CBCC.

- An average of 342.4 serious infractions were issued each month for a population of 900 inmates or 1 out of every 2.6 inmates are issued serious infractions each month.

"Working Together for SAFE Communities"

- 1st quarter=960; 2nd quarter=1065; 3rd quarter=1240 or a 29% increase in the number of serious infractions issued from the first to third quarter.

The table below contrasts serious infraction incidents at CBCC and WSP over the first three-quarters of 1999.

Facility	1 st Qtr	Rate of Infraction	2 nd Qtr	Rate of Infraction	3 rd Qtr	Rate of Infraction
CBCC	960	106%	1065	118%	1240	137%
WSP	1846	78%	1753	74%	1902	80%

Note: CBCC population equals 900 and WSP equals 2366

- 210 less serious infractions were issued in unit C versus unit B (A=696, B=750, C=540); both units are close-custody.
- 3rd shift on Saturday and Sunday records the highest incidents of serious infractions. 2nd shift infraction levels reduce on the weekends by about 20%

Of the inmates who are classified as close-custody at CBCC and WSP the following table represents the number (and percentages) of those who have been on maximum custody in the last 2 years.

Facility	Total number of inmates	Percentage of Close-Population
Clallam Bay Corrections Center	85	21.19%
Washington State Penitentiary	74	11.54%

3. Violence:

See attachment.

4. Grievance Activity:

Not completed.

5. Serious Contraband:

In the quarterly intelligence reports for the first three-quarter of 1999 the following serious contraband was reported by location:

CBCC (Population - 900)	WSP (Population - 2366)
Shanks: 21 (26 assorted pieces of metal stock)	Shanks: 14
Pruno: 23 gallons	Pruno: 5 gallons
Syringes: 11 (all found in 3 rd Qtr.)	Syringes: 7
Tattoo guns: 34	Tattoo guns: 102
Methamphetamine: 8 grams	Methamphetamine: 83.3
Herion: 3 ounces	Herion: 12.56 ounces
Marijuana: 9 grams	Marijuana: 75.7 grams
LSD: 40 tabs	LSD: N/A

6. Volunteer Program & Activities:

The volunteer program at CBCC is very small and almost exclusively religious in nature. CBCC averages about 300 total volunteer hours per month for about 50 inmates. In comparison, Washington State Penitentiary has approximately 700 volunteers. (see attachment)

Part of the difficulty recruiting and maintaining volunteers at CBCC is due to remoteness of the facility.

7. Personnel:

The personnel activity at CBCC was examined from the following points:

- Staff grievances;
- Turnover;
- Employee relationships; and
- Labor Management

Additional detail is included in attachment.

Staff Grievances 1999:

Facility	Number of Grievances
Airway Heights Corrections Center	17
Clallam Bay Corrections Center	104
McNeil Island Corrections Center	21
Monroe Correctional Complex	31
Washington Corrections Center	6
Washington Corrections Center for Women	19
Washington State Penitentiary	22
Total	220

- CBCC generated 47.3 % of all staff grievances for Major Facilities. If measured based on the proportional number of FTE's this percentage would be substantially higher.
- Part of the staff grievance activity may be attributed to a new Collective Bargaining agreement and some liberal past practices.

Employee Relationships 1999:

Of the 435 employees at CBCC 148 or 34% are formally related to another employee or sets of employees. We were not able to determine what impact this has on staff to inmate interactions.

Employee Turnover 1999:

Fiscal Year	Permanent Correctional Officers	Temporary and Intermittent Correctional Officers	Total Turnover Correctional Officers
1997	5.08%	5.08%	10.16%
1998	5.61%	34.29%	39.9%
1999	3.06%	6.45%	9.51

Labor Management:

Attached is a web page from a shop steward at CBCC. This web page might suggest more organized labor problems than we see at most major facilities.

8. Programs:

Programming is defined as educational, vocational, offender change and employment programs within facilities. The comparison included the programs offered at CBCC-Close and WSP-Close (see attachment).

The methodology used to determine "available population" included; those inmates available to program in the identified areas versus the total in residence inmate population and excluding:

- Segregation capacity,
- The number of inmates in program areas that did not mix with general population i.e., YOP and IMU at CBCC and Unit 5, MSC, MSU and IMU at WSP,
- Mental Health and Infirmary capacity, and
- 3% of the remaining population. (3% was a random figure selected to represent those inmates in transition into or out of the facility or on sick call or sick lay-in and/or by virtue of mental or physical disability were unable to program. This figure may be higher or lower on any given day.

The method of calculating the average program hours used and average program hours available was to take the numbers as reported via the RPM weekly program summary reports over a 10 week period (10/17/99 – 12/25/99). This resulted in two figures for the WSP-Close due to the fact that only 8 of the 10 weeks had data reported. The other two weeks (11/21 – 12/19) reported zeroes for hours used and available. The larger of the two numbers reflects total reported program hours available and used divided by 8 rather than 10 weeks to compensate for the lack of data. Lastly the number of available inmates divided into the average number of used and available hours was the formula for establishing the average number of program hours used and available per each inmate available for programming.

The programming at CBCC appears to be, at best, equal to the number of hours available at WSP-Close when Unit 5 at WSP is included in total hours used and available to WSP-Close. The difference is as great as 7 more hours used per week per available inmate at WSP-Close (when Unit 5 is excluded) than at CBCC as a whole.

The figures are:

- A. Based on an "available population" figure for WSP that includes Unit 5; and based on dividing the used and available hours by the 10 week period under review (including two weeks where zero hours for basic skills, vocational skills and offender change interventions).

WSP-Close	CBCC
1074 available inmates	688 available inmates
23,698.1 program hours used	15,282.6 program hours used
22.06 hours per week, per available inmate	22.21 program hours per week, per available inmate

- B. Based on an "available population" figure for WSP-Close that does not include Unit 5 and a divisor of 10.

WSP-Close	CBCC
829 available inmates	688 available inmates
23,698.1 program hours used	15,282.6 program hours used
23.58 hours per week, per available inmate	22.21 program hours per week, per available inmate

- C. Based on an "available population" figure for WSP that includes Unit 5, with a divisor of 8 (to compensate for 2 weeks without data from WSP).

WSP-Close	CBCC
1071 available inmates	688 available inmates

24,448.3 program hours used	15,282.6 program hours used
22.76 hours per week, per available inmate	22.21 hours per week per available inmate

D. Based on an "available population" figure for WSP that does not include Unit 5, with a divisor of 8.

WSP-Close	CBCC
829 available inmates	688 available inmates
24,448.3 program hours used	15,282.6 program hours used
29.49 hours per week, per available inmate	22.21 hours per week, per available inmate

The greatest disparity between WSP and CBCC is employment. (Employment information for WSP was available for all 10 weeks).

WSP-Close	CBCC
1071 available inmates (with Unit 5)	688 available inmates
829 available inmates (w/o Unit 5)	
20,696.7 hours used	11,809.8 hours used
19.27 hours per week (with Unit 5)	17.16 hours per week, per available inmate
24.96 hours per week (w/o Unit 5)	

In general CBCC inmates appear to have (at best) 7% fewer hours of work used each week than at WSP-Close. Worse case is CBCC offenders appear to have 45% fewer hours of work used each week than at WSP-Close.

9. Disciplinary Segregation:

Date	Days of D-seg. owed	Number of inmates
12/99	2037	78
11/99	2348	93
8/99	2947	97
7/99	2884	96
6/99	2244	82
5/99	2244	82
4/99	2295	84
1/99	2604	79
7/98	357	46
6/98	304	34
5/98	377	43
4/97	130	15

- The Youthful Offender program is introduced to CBCC in August 1998. A 99 cell unit was dedicated to YOP and this may have caused the close-custody units to be 1/3 double bunked.
- The 1999 increase of d-seg backlog needs further analysis. We were unable to determine if it had anything to do with YOP implementation

10. Visiting:

	Sun	Mon	Tues	Wed	Thurs	Fri	Sat
CBCC-Close	4-hrs	4-hrs	0	0	0	4-hrs	4-hrs
WSP-Close	5.45	0	0	5.45	5.45	5.45	5.45
CBCC-Med	4-hrs	4-hrs	0	0	0	4-hrs	4-hrs
WSP-Med	6	0	0	6	6	6	6

- On the fourth Saturday of each month the close custody inmates are additionally authorized a 4-hour visit period in the am.

11. Out of Cell Recreation (Gymnasium, Yard and Dayrooms):

The timeline listed below reflects changes to the CBCC recreation schedule over the last 6 years.

Year	Description	Hours Per Day
1993	<ul style="list-style-type: none"> ➤ All close custody units (4) recreate together ➤ Dayrooms are open during movement hours 	4-hours (approx.)
7/93	<ul style="list-style-type: none"> ➤ Following a yard disturbance the close custody units now recreate two units at a time. ➤ Dayrooms are open during movement hours 	2-hours (approx.)
8/98	YOP is introduced <ul style="list-style-type: none"> ➤ Impacts the number of volunteers available to population ➤ Inmates perceive that the YOP took away access to their band room. 	N/A
9/98	<ul style="list-style-type: none"> ➤ Following a disturbance the close units recreate one unit at a time ➤ Close-Custody dayrooms are closed. 	1-hour and 20 minutes
9/99	<ul style="list-style-type: none"> ➤ Close-Custody dayrooms are opened on a trial basis 5-cells at a time on a rotating basis. 	None

WSP recreation hours per day by custody level:

	Yard	IAC/Gymnasium	Dayroom
**Close	2.8	Opened currently with the yard	2 hrs-weekday 4 hrs-weekend
*Medium (MSC)	7.15	Opened currently with the yard yard.	N/A

- *At MSC the hobby craft and music rooms are open during operational hours and inmates may access this service if they are not involved in other programs.
- **IAC includes gymnasium, weight room, library, law library and music room.

12. Close-Custody Program:

In the past we have assessed incidents and made recommendations based on facility specific variables. With the recent conversion of the MCC-WSR unit to close-custody we have an opportunity to address these issues on a more system wide scale. In order to begin assessing system wide issues, we must understand what is currently in place.

Clallam Bay Corrections Center and the Washington State Penitentiary-Main are the two facilities within the Department of Corrections, which currently house close custody offenders. In almost every respect these two facilities are quite different. The WSP facility utilizes auburn style 400 bed cellblocks with four inmates to a cell; CBCC houses inmates in 99 cell in-direct supervision units with approximately 66% of the inmates in single cells. The units at CBCC house exclusively close-custody inmates while the units at WSP mix 15%-20% medium custody inmates with the close-custody population. CBCC typically houses a much younger inmate (average age of 28.3) while the WSP inmates are slightly older (average age of 33.2). Along with these differences in physical plant programmatically these facilities are quite different also. These differences range from the type and number of jobs to levels of recreation, visitation, education, authorized store and the number of disciplinary infractions issued.

In the near future the WSR unit at the Monroe Correctional Complex will be converted to close-custody as well. This conversion represents an opportunity to:

- Standardize operations at all close-custody facilities; or
- Designate a close-custody facility to manage separate issues; or
- Develop an IMU step-down program; or

- Develop a progression within the close-custody facilities to provide incentives to move to a desired location (WSR) and possibly decrease negative behavior at WSP and CBCC.

Although some, none or all of these initiatives may or may not be adopted, each will certainly create a new set of management issues. The current housing approach is increasing violence (to record levels at CBCC) at the two close-custody facilities and the question is how do we best utilize WSR to serve the department and reduce violence at CBCC and WSP at the same time.

13. Closing:

Although this report draws on issues based on the experience of the review team, it is by no means considered complete. It begins to identify topical areas for further review and perhaps begins to pose questions concerning those areas. We recommend that where possible data elements (including some yet to be identified) be developed and reviewed in a dynamic model and where possible these elements should be contrast against other like facilities or programs within the department. It is through this contrast that we can begin to establish criteria standards as it relates to security practices and more importantly living conditions for facilities within the department.

cc: Eldon Vail, Deputy Secretary
Phil Stanley, Regional Administrator
Richard Morgan, Superintendent

CLALLAM BAY CORRECTIONS CENTER
STATISTICS FOR QUARTER ENDING SEPTEMBER 30, 1999

RACIAL BREAKDOWNS:

TOTAL: 874	
556 White	63.6%
230 Black	26.3%
41 N. A. Indian	4.7%
47 Asian	5.4%
<hr/>	
116 Hispanic	13.3%
758 Non-Hispanic	86.7%

OFFENSE DISTRIBUTION OF INMATES:

184 Murder 1 st	7 NV Sex, Child	4 Kidnap, 2 nd
65 Murder 2 nd	3 Other Sex Crimes	3 Arson 1 st & 2 nd
13 Manslaughter 1 & 2	0 PN Sex	22 Burglary 1 st
4 Vehicular Homicide	141 Robbery 1 st	36 Burglary 2 nd
36 Rape 1 st	27 Robbery 2 nd	11 Theft
17 Rape 2 nd	1 Extortion 1 st	5 Auto Theft
4 Rape, Other	58 Assault 1 st	3 Forgery
38 Rape of a Child	53 Assault 2 nd	7 Other Property
13 Violent Sex, Child	2 Vehicular Assault	61 Drug Crimes
5 Indecent Liberties	45 Assault, Other	1 Other Felony
	4 Kidnap, 1 st	1 Unknown

69 W/ LWOP as of 10-27-99

DISTRIBUTION OF VIOLENT CRIME CONVICTIONS:

TOTAL: 865	
160 Non-Violent	18.5%
705 Violent	81.5%

AGE DISTRIBUTION:

TOTAL: 874	
Under 18:	92
18 to 20:	148
21 to 24:	157
25 to 29:	161
30 to 34:	124
35 to 39:	78
40 to 44:	57
45 to 49:	31
50 to 65:	26
65 & Over:	0

Average Age: 28.3

DISTRIBUTION OF SENTENCING AUTHORITY:

22 ISRB	2.5%
829 SRA	94.9%
13 BOTH	1.5%
9 OTHER	1.0%
1 UNKNOWN	0.1%

Washington State Releases for Fiscal Year 1999

Length of Stay by Category of Admissions:

Category Average Length of Stay in Months

Total:	22.8
Court Admission:	24.1
Revocation:	82.4
WEC Graduate:	6.9
DOSA:	7.3

Statistics compiled quarterly by the Planning & Research Section, Department of Corrections. Information extracted and distributed by Clallam Bay Corrections Center Records and Identification Office.

**CLALLAM BAY CORRECTIONS CENTER
DISCIPLINARY REPORT 1999
December 10, 1999**

NUMBER OF HEARINGS FOR YEAR

SHIFT	Jan	Feb	Mar	Apr	May	Jun	Jul	Aug	Sep	Oct	Nov	Dec	TOTAL
											2		2
1ST	90	62	117	62	124	53	92	91	92	78	72	30	963
2ND	160	117	153	93	120	140	175	146	162	115	157	42	1580
3RD	146	135	179	164	122	162	164	176	142	145	112	62	1709
TOTAL	396	314	449	319	366	355	431	413	396	338	343	134	4254

TOTAL DISMISSED HEARINGS

SHIFT	Jan	Feb	Mar	Apr	May	Jun	Jul	Aug	Sep	Oct	Nov	Dec	TOTAL
1ST	12	7	6	8	10	7	11	7	7	4	3		82
2ND	19	12	25	13	12	13	25	11	17	8	12		167
3RD	15	14	23	16	9	15	12	11	16	18	8		157
TOTAL	46	33	54	37	31	35	48	29	40	30	23		406

NUMBER OF WAC VIOLATIONS FOUND GUILTY

SHIFT	Jan	Feb	Mar	Apr	May	Jun	Jul	Aug	Sep	Oct	Nov	Dec	TOTAL
											2		2
1ST	82	56	122	55	123	50	86	93	82	80	71	26	926
2ND	179	129	166	91	131	161	198	192	183	125	171	50	1776
3RD	165	140	187	202	159	180	186	197	157	169	107	55	1904
TOTAL	426	325	475	348	413	391	470	482	422	374	351	131	4608

NUMBER OF WAC VIOLATIONS DISMISSED

SHIFT	Jan	Feb	Mar	Apr	May	Jun	Jul	Aug	Sep	Oct	Nov	Dec	TOTAL
1ST	18	8	11	16	20	16	14	10	17	11	10	4	155
2ND	55	26	58	36	30	55	65	37	58	23	56	15	514
3RD	55	36	65	63	36	59	53	56	46	40	36	27	572
TOTAL	128	70	134	115	86	130	132	103	121	74	102	46	1241

NUMBER OF APPEALS

SHIFT	Jan	Feb	Mar	Apr	May	Jun	Jul	Aug	Sep	Oct	Nov	Dec	TOTAL
											2		2
1ST	21	7	23	7	13	14	14	18	10	11	12	3	153
2ND	51	35	43	31	33	56	70	64	54	46	46	10	539
3RD	56	35	56	34	36	55	53	48	50	44	47	18	532
TOTAL	128	77	122	72	82	125	137	130	114	101	107	31	1226

NUMBER OF NDA GUILTY HEARINGS FOR YEAR

SHIFT	Jan	Feb	Mar	Apr	May	Jun	Jul	Aug	Sep	Oct	Nov	Dec	TOTAL
1ST				5	55	10	27	29	26	34	24	11	221
2ND				1	16	9	10	16	23	17	7	4	103
3RD				4	23	18	22	26	15	26	9	2	145
TOTAL				10	94	37	59	71	64	77	40	17	469

TOTAL NDA'S BY LIVING UNIT M

UNIT	Jan	Feb	Mar	Apr	May	Jun	Jul	Aug	Sep	Oct	Nov	Dec	TOTAL
A					24	11	9	18	19	20	11	4	116
B					18	12	10	13	14	27	6	5	105
C					7	4	18	8	8	8	10	7	70
D					8	1							9
D-YOP					15	6	22	22	17	12	14	6	114

**CLALLAM BAY CORRECTIONS CENTER
DISCIPLINARY REPORT 1999
December 10, 1999**

G					6	1	2	7	5	1	3	1	26
H					5	1	5	9	5	4	2	5	36
I					1	5	1	2	3	1			13
J					3	4	2	6	5		2	1	23
TOTAL					87	45	69	85	76	73	48	29	512

**CLALLAM BAY CORRECTIONS CENTER
DISCIPLINARY REPORT 1999
December 10, 1999**

NUMBER OF INMATES INFRACTED BY SHIFT

SHIFT	Jan	Feb	Mar	Apr	May	Jun	Jul	Aug	Sep	Oct	Nov	Dec	TOTAL
											1		1
1ST	68	41	108	75	113	49	92	102	81	99	64	27	919
2ND	157	127	140	110	115	139	171	144	168	122	151	25	1569
3RD	115	136	132	160	138	141	181	157	150	132	140	38	1620
TOTAL	340	304	380	345	366	329	444	403	399	353	356	90	4109

ETHNIC BREAKDOWN OF INMATES BY MONTH

ETHNIC CODE	Jan	Feb	Mar	Apr	May	Jun	Jul	Aug	Sep	Oct	Nov	Dec	Total
	340	304	380	345	366	329	444	403	399	353	356	90	4109
TOTAL	340	304	380	345	366	329	444	403	399	353	356	90	4109

INFRACTIONS BY SHIFT AND DAY

SHIFT	SUN	MON	TUE	WED	THU	FRI	SAT	TOTAL
		1						1
1ST	110	148	187	178	124	91	81	919
2ND	196	240	230	241	255	232	175	1569
3RD	262	201	224	234	259	199	241	1620
TOTAL	568	590	641	653	638	522	497	4109

TOTAL INFRACTIONS BY LIVING UNIT

UNIT	Jan	Feb	Mar	Apr	May	Jun	Jul	Aug	Sep	Oct	Nov	Dec	TOTAL
						1			2			2	5
B	1												1
A	56	46	61	47	55	61	72	68	77	80	63	10	696
B	51	59	57	76	77	65	90	63	74	81	40	17	750
C	42	42	53	34	38	28	60	58	61	42	65	17	540
D	20	56	6	69	54	18							223
D-YOP	74	34	102	33	60	64	130	100	88	72	109	21	887
E	27	26	21	18	27	31	42	40	31	27	30	5	325
F	10	12	18	13	6	11	11	10	5	8	6	9	119
G	13	6	24	18	19	5	11	24	22	14	14	2	172
H	13	6	17	15	19	9	11	19	16	15	16	5	161
I	17	10	13	4	2	18	10	8	11	7	5		105
J	16	7	8	18	9	18	7	13	12	7	8	2	125
TOTAL	340	304	380	345	366	329	444	403	399	353	356	90	4109

USE OF FORCE

SHIFT	Jan	Feb	Mar	Apr	May	Jun	Jul	Aug	Sep	Oct	Nov	Dec	TOTAL
3RD				4	1								5
TOTAL				4	1								5

**CALLAM BAY CORRECTIONS CENTER
DISCIPLINARY SANCTION REPORT 1999
December 10, 1999**

DAYS SERVED IN ISOLATION

SHIFT	Jan	Feb	Mar	Apr	May	Jun	Jul	Aug	Sep	Oct	Nov	Dec	TOTAL
1ST	50			50	55	90	50	120	120	45	60		640
2ND	215	135	180	110	80	65	65	105	60	60	159	25	1259
3RD	130	110	220	100	90	140	140	160	130	120	90	50	1480
TOTAL	395	245	400	260	225	295	255	385	310	225	309	75	3379

DAYS SERVED IN SEGREGATION

SHIFT	Jan	Feb	Mar	Apr	May	Jun	Jul	Aug	Sep	Oct	Nov	Dec	TOTAL
											10		10
1ST	445	265	688	90	375	230	325	466	387	220	460	85	4036
2ND	1070	873	1066	382	679	752	1136	740	708	711	818	216	9151
3RD	1041	1044	958	998	724	1113	1257	1076	918	1009	685	317	11140
TOTAL	2556	2182	2712	1470	1778	2095	2718	2282	2013	1940	1973	618	24337

REFERRALS TO AD SEG

Jan	Feb	Mar	Apr	May	Jun	Jul	Aug	Sep	Oct	Nov	Dec	TOTAL
1												1

LOSS OF EARNED TIME

SHIFT	Jan	Feb	Mar	Apr	May	Jun	Jul	Aug	Sep	Oct	Nov	Dec	TOTAL
1ST	10				164		110		60		30		374
2ND	145			67	280	305	246	35	264	92	119	54	1607
3RD	150			250	135	97	273	307	218	136	109	25	1700
TOTAL	305			317	579	402	629	342	542	228	258	79	3681

LOSS OF GOOD TIME

SHIFT	Jan	Feb	Mar	Apr	May	Jun	Jul	Aug	Sep	Oct	Nov	Dec	TOTAL
											10		10
1ST	445	203	790	160	577	278	535	599	425	328	668	163	5171
2ND	2305	1297	1852	855	1237	1095	1885	3325	1317	2205	1746	153	19272
3RD	2209	1204	1195	1143	930	1255	1472	1448	1647	1760.4	1017	345	15625
TOTAL	4959	2704	3837	2158	2744	2628	3892	5372	3389	4293.4	3441	661	40078

TOTAL RESTITUTION

SHIFT	Jan	Feb	Mar	Apr	May	Jun	Jul	Aug	Sep	Oct	Nov	Dec	TOTAL
1ST	\$161							\$11					\$172
2ND	\$382	\$167	\$170	\$34	\$122	\$54	\$39	\$18,064	\$132	\$225	\$449	\$96	\$19,934
3RD	\$217	\$50	\$105	\$370	\$184	\$1,335	\$115	\$75	\$26,650		\$29	\$50	\$29,179
TOTAL	\$760	\$217	\$275	\$404	\$306	\$1,389	\$153	\$18,150	\$26,782	\$225	\$478	\$146	\$49,284

TOTAL FINES

SHIFT	Jan	Feb	Mar	Apr	May	Jun	Jul	Aug	Sep	Oct	Nov	Dec	TOTAL
1ST	\$80												\$80
2ND	\$140												\$140
3RD	\$95												\$95
TOTAL	\$315												\$315

**CALLAM BAY CORRECTIONS CENTER
DISCIPLINARY SANCTION REPORT 1999
December 10, 1999**

TOTAL EXTRA DUTY HOURS

SHIFT	Jan	Feb	Mar	Apr	May	Jun	Jul	Aug	Sep	Oct	Nov	Dec	TOTAL
											16		16
1ST	216	268	468	174	910	160	470	528	562	844	572	250	5422
2ND	240	136	248	256	514	272	392	568	863	704	370	158	4721
3RD	304	160	240	272	592	490	502	800	416	828	288	119	5011
TOTAL	760	564	956	702	2016	922	1364	1896	1841	2376	1246	527	15170

LOSS OF VISITS

SHIFT	Jan	Feb	Mar	Apr	May	Jun	Jul	Aug	Sep	Oct	Nov	Dec	TOTAL
3RD													
TOTAL													

LOSS OF DAY ROOM PRIVILEGES

SHIFT	Jan	Feb	Mar	Apr	May	Jun	Jul	Aug	Sep	Oct	Nov	Dec	TOTAL
2ND									10				10
3RD						20							20
TOTAL						20			10				30

ASSAULT/THREATENING ACTIONS/CAUSING INJURY TO ANOTHER PERSON

WAC	Jan	Feb	Mar	Apr	May	Jun	Jul	Aug	Sep	Oct	Nov	Dec	TOTAL
501					1			4	1		1		7
502	2	3	2			1	2	2			1		13
503	2										1		3
505	24	22	18	20	24	35	40	19	27	19	10	15	273
506	10	14	19	9	5	9	17	11	7	10	19	3	133
508	10		4	1	4	1	5	8	1	4	4	1	43
520									1				1
588	1		2	2			3	1	1	1			11
599	2								1				3
604			1										1
633	3	4	4	5	7	3	2	5	7	4	5		49
663	3	4	5	5	3	3	4	7	6	2	6	1	49
699				1									1
704	3	4	4	1	2	2	3	5	4	7	3		38
717	37	26	42	24	33	29	33	43	37	24	42	11	381
777	1	1	3		5				2	2	1	2	17
TOTAL	98	78	104	68	84	83	109	105	95	73	93	33	1023

TATTOOING

WAC	Jan	Feb	Mar	Apr	May	Jun	Jul	Aug	Sep	Oct	Nov	Dec	TOTAL
710	11	12	11	8	12	12	15	13	16	17	8	3	138
TOTAL	11	12	11	8	12	12	15	13	16	17	8	3	138

THEFT/POSSESSION OF STOLEN PROPERTY

WAC	Jan	Feb	Mar	Apr	May	Jun	Jul	Aug	Sep	Oct	Nov	Dec	TOTAL
555	17	5	6	6	10	17	12	19	22	10	11	5	140
741						1							1
755	2		3	2	5	2		5	3	6	10	2	40
TOTAL	19	5	9	8	15	15	12	24	25	16	21	7	181

**CALLAM BAY CORRECTIONS CENTER
DISCIPLINARY SANCTION REPORT 1999
December 10, 1999**

UNAUTHORIZED POSSESSION

WAC	Jan	Feb	Mar	Apr	May	Jun	Jul	Aug	Sep	Oct	Nov	Dec	TOTAL
559										5	1		6
601		2											2
602	2	1	1	1	1	1	6	5	1	3		1	23
606	10	20	23	17	14	15	17	19	23	13	8	6	185
660	1					1		4					6
702	1	5	2	1	5	4	8	3	2	8	4		43
TOTAL	14	28	26	19	20	21	31	31	26	29	13	7	265

FORGERY

WAC	Jan	Feb	Mar	Apr	May	Jun	Jul	Aug	Sep	Oct	Nov	Dec	TOTAL
654	3		1				2	4	1	4	4	1	20
TOTAL	3		1				2	4	1	4	4	1	20

**CALLAM BAY CORRECTIONS CENTER
DISCIPLINARY SANCTION REPORT 1999
December 10, 1999**

FAILURE TO FOLLOW ORDERS AND RULES

WAC	Jan	Feb	Mar	Apr	May	Jun	Jul	Aug	Sep	Oct	Nov	Dec	TOTAL
509	21	9	33	21	19	23	35	33	21	15	12	12	254
556	4	2	2	2	4	3	5	5	4		2	2	35
557	13	9	12	12	11	19	32	16	16	10	15	3	168
609							2	2					4
658	53	47	44	44	36	39	50	67	44	54	22	14	514
724		1	4	3	3	4	7	6	7	4	7		46
TOTAL	91	68	95	82	73	88	131	129	92	83	58	31	1021

SETTING FIRE, DAMAGING OR DESTROYING PROPERTY

WAC	Jan	Feb	Mar	Apr	May	Jun	Jul	Aug	Sep	Oct	Nov	Dec	TOTAL
553	4	4	1	1	5		1	1					17
554	8	6	7	4	9	9	8	5	6	9	6	3	80
600	14	10	13	8	10	18	7	8	15	11	8	3	125
720	2	1		1	3	17	7	2	9	1	6		49
TOTAL	28	21	21	14	27	44	23	16	30	21	20	6	271

INCITING OTHERS/PARTICIPATION IN UNACCEPTABLE GROUP BEHAVIOR

WAC	Jan	Feb	Mar	Apr	May	Jun	Jul	Aug	Sep	Oct	Nov	Dec	TOTAL
651		1	1	2									4
652		1	8	9	1	3	7	4					33
661								2					2
734	3	6	9	4	4	9	6	10	3	12	15	2	83
746									1				1
TOTAL	3	8	18	15	5	12	13	16	4	12	15	2	123

INAPPROPRIATE SEXUAL BEHAVIOR

WAC	Jan	Feb	Mar	Apr	May	Jun	Jul	Aug	Sep	Oct	Nov	Dec	TOTAL
504			1					3	2			2	8
659	3		3	3	7	5	7	4	4	4	7		47
728	14	7	8	1	5	6	5	6	2	3	4	1	62
750			1				2		1	1			5
TOTAL	17	7	13	4	12	11	14	13	9	8	11	3	122

MISUSE OF CONTROLLED SUBSTANCES, DRUGS, ALCOHOL AND RELATED PROGRAMS

WAC	Jan	Feb	Mar	Apr	May	Jun	Jul	Aug	Sep	Oct 96	Nov	Dec	TOTAL
603	5	1	5	3	3	5	1	3		2	9		37
607		5	5	2		2	1		8	1	5	1	30
610		1	1	1	1			1	1	1			7
655	5	2	2	2	2		2	2	1	4		2	24
707							1			2			3
716		1	1			3	1		3		2		11
752			1	2	1			1		2	5		12
TOTAL	10	10	15	10	7	10	6	7	13	12	21	3	124

SOLICITING/FRAUD

WAC	Jan	Feb	Mar	Apr	May	Jun	Jul	Aug	Sep	Oct	Nov	Dec	TOTAL
656			1		1		1	2					5
662		1	1		2	1							5
714	14	10	15	8	20	2	12	8	4	5	7	3	108

**CALLAM BAY CORRECTIONS CENTER
 DISCIPLINARY SANCTION REPORT 1999
 December 10, 1999**

740					1	4		1			3		9
TOTAL	14	11	17	8	24	7	13	11	4	5	10	3	127

**CALLAM BAY CORRECTIONS CENTER
DISCIPLINARY SANCTION REPORT 1999
December 10, 1999**

CREATING AN EMERGENCY SITUATION

WAC	Jan	Feb	Mar	Apr	May	Jun	Jul	Aug	Sep	Oct	Nov	Dec	TOTAL
712	2	1	4	1	1		3			1			13
742	1		1	2	1	1	1						7
744								1					1
TOTAL	3	1	5	3	2	1	4	1		1			21

PROVIDING FALSE STATEMENTS

WAC	Jan	Feb	Mar	Apr	May	Jun	Jul	Aug	Sep	Oct	Nov	Dec	TOTAL
552					1								1
TOTAL					1								1

INTERFERING WITH STAFF/IMPERSONATING

WAC	Jan	Feb	Mar	Apr	May	Jun	Jul	Aug	Sep	Oct	Nov	Dec	TOTAL
558	8	6	7	13	7	7	6	5	4	2	2	3	70
605			3				2						5
TOTAL	8	6	10	13	7	7	8	5	4	2	2	3	75

COUNTS/UNAUTHORIZED ABSENCE

WAC	Jan	Feb	Mar	Apr	May	Jun	Jul	Aug	Sep	Oct	Nov	Dec	TOTAL
653			1	2	1	3		1	3		3	1	15
TOTAL			1	2	1	3		1	3		3	1	15

ESCAPE/ATTEMPTED ESCAPE

WAC	Jan	Feb	Mar	Apr	May	Jun	Jul	Aug	Sep	Oct	Nov	Dec	TOTAL
550								2		2			4
TOTAL								2		2			4

COMMITTING CRIMES/EXCESS INFRACTIONS


WAC	Jan	Feb	Mar	Apr	May	Jun	Jul	Aug	Sep	Oct	Nov	Dec	TOTAL
507			1				1		1	1			4
517	2		1	5				1	1	2	2		14
657	49	41	76	34	74	14	50	42	44	49	38	15	526
TOTAL	51	41	78	39	74	14	51	43	46	52	40	15	544

UNACCEPTABLE COMMUNICATION

WAC	Jan	Feb	Mar	Apr	May	Jun	Jul	Aug	Sep	Oct	Nov	Dec	TOTAL
726								1					1
727	3	2	1	1		1	1						9
TOTAL	3	2	1	1		1	1	1					10

VIOLENT INFRACTION LEVELS FY 2000
CLALLAM BAY CORRECTION CENTER


AVG OF 43.90 FROM FY 99



VIOLENT INFRACTION LEVELS FY 2000

WASHINGTON STATE PENITENTIARY


AVG OF 22.87 FROM FY 99



VIOLENT INFRACTION LEVELS FY 2000

WASHINGTON STATE REFORMATORY

AVG OF 8.23 FROM FY 99



TO: WOOLCOCK PATRICIA
CLALLAM BAY COR CTR
1830 EAGLE CREST WAY
CLALLAM BAY

DOC-DP-B1-PHB 10-Dec-99 09:42:06

WA 98326-9723

FROM: WOOLCOCK PATRICIA
CLALLAM BAY COR CTR
1830 EAGLE CREST WAY
CLALLAM BAY

DOC-DP-B1-PHB 10-Dec-99 09:39:35

WA 98326-9723

SUBJECT: MCIR

DOC-DP-B1-PHB/MA#6699073

STATE OF WASHINGTON
Department of Corrections
Division of Prisons

MONTHLY COMMUNITY INVOLVEMENT REPORT

NAME: EMS ADMINISTRATION DATE: 10-Dec-99
DIVISION: DIV. OF PRISONS
UNIT/FACILITY: CLALLAM BAY CC PHONE: 360/963-3234
REPORT FOR THE MONTH OF: November 1999

I. INDIVIDUAL VOLUNTEERS

Category	Number of Persons	Hours
One on One	4	32
Community Service		
Support Clerical		
Staff Assistance	1	3
Academic/Vocational		
Professional Services		
Special Service		
Other		
Totals:	5	35

II. Volunteer Groups

Category	Number Groups	Number Reg. Vol.	Number of	Person Hours
----------	------------------	---------------------	--------------	-----------------

			Special Service Volunteers	
Religious	17	48	2	294.25
Drug/Alcohol	4	7	1	35.75
Community Reintegration				
Cultural/Ethnic				
Recreation				
Advisory				
Other				
Totals	21	55	3	330

III. Monthly Community Involvement Education Report

Name of Volunteer	Position	Number of Hours	New Y/N

Give a Brief Account of Activity Highlights and Plans from this Reporting Period:

..... Routed on: Fri 10-Dec-99 at: 9:41am
From: DOC-DP-B1-PHB WOOLCOCK PATRICIA
To: DOC-CC-20-MHD HOYER MARGARET
DOC-DP-B1-RM6 MORGAN RICHARD
DOC-DP-B1-KK4 KAATZ KATHY
DOC-DP-B1-KN2 NORMAN KAREN

* * End of Message * * Printed on 10-Dec-99 at 09:42:07 MA# 6699073

TO: WOOLCOCK PATRICIA
CLALLAM BAY COR CTR
1830 EAGLE CREST WAY
CLALLAM BAY WA 98326-9723

DOC-DP-B1-PHB 8-Nov-99 14:39:57

FROM: WOOLCOCK PATRICIA
CLALLAM BAY COR CTR
1830 EAGLE CREST WAY
CLALLAM BAY WA 98326-9723

DOC-DP-B1-PHB 8-Nov-99 14:37:12

SUBJECT: MCIR

DOC-DP-B1-PHB/MA#6359579

STATE OF WASHINGTON
Department of Corrections
Division of Prisons

MONTHLY COMMUNITY INVOLVEMENT REPORT

NAME: EMS ADMINISTRATION DATE: 8-Nov-99
DIVISION: DIV. OF PRISONS
UNIT/FACILITY: CLALLAM BAY CC PHONE: 360/963-3234
REPORT FOR THE MONTH OF: october 1999

I. INDIVIDUAL VOLUNTEERS

Category	Number of Persons	Hours
One on One	6	36
Community Service		
Support Clerical		
Staff Assistance	1	3
Academic/Vocational		
Professional Services		
Special Service		
Other		
Totals:	7	39

II. Volunteer Groups

Category	Number Groups	Number Reg. Vol.	Number of	Person Hours
----------	------------------	---------------------	--------------	-----------------

			Special Service Volunteers	
Religious	17	47	0	281.50
Drug/Alcohol	4	9	0	44.75
Community Reintegration				
Cultural/Ethnic				
Recreation				
Advisory				
Other				
Totals	21	56	0	326.25

III. Monthly Community Involvement Education Report

Name of Volunteer	Position	Number of Hours	New Y/N

Give a Brief Account of Activity Highlights and Plans from this Reporting Period:

TO: WOOLCOCK PATRICIA
CLALLAM BAY COR CTR
1830 EAGLE CREST WAY
CLALLAM BAY

DOC-DP-B1-PHB 30-Sep-99 15:51:27
WA 98326-9723

FROM: WOOLCOCK PATRICIA
CLALLAM BAY COR CTR
1830 EAGLE CREST WAY
CLALLAM BAY

DOC-DP-B1-PHB 30-Sep-99 15:48:25
WA 98326-9723

SUBJECT: MCIR

DOC-DP-B1-PHB/MA#5920659

STATE OF WASHINGTON
Department of Corrections
Division of Prisons

MONTHLY COMMUNITY INVOLVEMENT REPORT

NAME: EMS ADMINISTRATION DATE: 30-Sep-99
DIVISION: DIV. OF PRISONS
UNIT/FACILITY: CLALLAM BAY CC PHONE: 360/963-3234
REPORT FOR THE MONTH OF: September, 1999

I. INDIVIDUAL VOLUNTEERS

Category	Number of Persons	Hours
One on One	6	20
Community Service		
Support Clerical		
Staff Assistance		
Academic/Vocational		
Professional Services		
Special Service		
Other		
Totals:	6	20

II. Volunteer Groups

Category	Number Groups	Number Reg. Vol.	Number of	Person Hours
----------	------------------	---------------------	--------------	-----------------

			Special Service Volunteers	
Religious	19	55	2	279
Drug/Alcohol	5	6	1	25.75
Community Reintegration				
Cultural/Ethnic				
Recreation				
Advisory				
Other				
Totals	24	61	3	304.75

III. Monthly Community Involvement Education Report

Name of Volunteer	Position	Number of Hours	New Y/N
-----	-----	-----	-----
-----	-----	-----	-----
-----	-----	-----	-----
-----	-----	-----	-----
-----	-----	-----	-----
-----	-----	-----	-----
-----	-----	-----	-----
-----	-----	-----	-----
-----	-----	-----	-----
-----	-----	-----	-----

Give a Brief Account of Activity Highlights and Plans from this Reporting Period:
 Prisoner's For Christ began their new programs on September 18th. 1 group for the adults and one for the YOP.
 One to One has been in such great demand that they expanded their program to every Wednesday + the 3rd Saturday of each month.
 National Independence Day was held September 15th with 70 inmates in attendance.

..... Routed on: Thu 30-Sep-99 at: 3:51pm
From: DOC-DP-B1-PHB WOOLCOCK PATRICIA
To: DOC-DP-B1-RM6 MORGAN RICHARD
DOC-DP-B1-KK4 KAATZ KATHY
DOC-DP-B1-KN2 NORMAN KAREN
DOC-CC-20-MHD HOYER MARGARET

* * End of Message * * Printed on 30-Sep-99 at 15:51:33 MA# 5920659

TO: WOOLCOCK PATRICIA
CLALLAM BAY COR CTR
1830 EAGLE CREST WAY
CLALLAM BAY

DOC-DP-B1-PHB 7-Sep-99 09:06:21

WA 98326-9723

FROM: WOOLCOCK PATRICIA
CLALLAM BAY COR CTR
1830 EAGLE CREST WAY
CLALLAM BAY

DOC-DP-B1-PHB 7-Sep-99 08:57:19

WA 98326-9723

SUBJECT: MCIR

DOC-DP-B1-PHB/MA#5647019

STATE OF WASHINGTON
Department of Corrections
Division of Prisons

MONTHLY COMMUNITY INVOLVEMENT REPORT

NAME: EMS ADMINISTRATION DATE: 7-Sep-99
DIVISION: DIV. OF PRISONS
UNIT/FACILITY: CLALLAM BAY CC PHONE: 360/963-3234
REPORT FOR THE MONTH OF: August 1999

I. INDIVIDUAL VOLUNTEERS

Category	Number of Persons	Hours
One on One	1	3
Community Service		
Support Clerical		
Staff Assistance		
Academic/Vocational		
Professional Services		
Special Service		
Other		
Totals:	1	3

II. Volunteer Groups

Category	Number Groups	Number Reg. Vol.	Number of	Person Hours
----------	------------------	---------------------	--------------	-----------------

			Special Service Volunteers	
Religious	14	36	5	252.50
Drug/Alcohol	4	7	0	29.25
Community Reintegration				
Cultural/Ethnic	1	1	0	2
Recreation	1		11	33
Advisory				
Other				
Totals	20	44	16	316.75

III. Monthly Community Involvement Education Report

Name of Volunteer	Position	Number of Hours	New Y/N

Give a Brief Account of Activity Highlights and Plans from this Reporting Period:
 The Independent Bible Church held a special musical program on August 21st with 70 inmates in attendance.
 Planning for National Independence Day is underway.
 The CBCC Ensemble is preparing for Christmas.
 The Chapel Ensemble will hold a musical in October.
 Prisoners for Christ Outreach Ministries will begin a new program in

September for both the Youthful Offender Program and the Adult Populations.

..... Routed on: Tue 7-Sep-99 at: 9:06am
From: DOC-DP-B1-PHE WOOLCOCK PATRICIA
To: DOC-CC-20-MHD HOYER MARGARET
DOC-DP-B1-KK4 KAATZ KATHY
DOC-DP-B1-RM6 MORGAN RICHARD

* * End of Message * * Printed on 7-Sep-99 at 09:06:23 MA# 5647019

TO: WOOLCOCK PATRICIA
CLALLAM BAY COR CTR
1830 EAGLE CREST WAY
CLALLAM BAY

DOC-DP-B1-PHB 2-Aug-99 09:01:03
WA 98326-9723

FROM: WOOLCOCK PATRICIA
CLALLAM BAY COR CTR
1830 EAGLE CREST WAY
CLALLAM BAY

DOC-DP-B1-PHB 2-Aug-99 08:58:16
WA 98326-9723

SUBJECT: MCIR

DOC-DP-B1-PHB/MA#5272331

STATE OF WASHINGTON
Department of Corrections
Division of Prisons

MONTHLY COMMUNITY INVOLVEMENT REPORT

NAME: EMS ADMINISTRATION DATE: 2-Aug-99
DIVISION: DIV. OF PRISONS
UNIT/FACILITY: CLALLAM BAY CC PHONE: 360/963-3234
REPORT FOR THE MONTH OF: July 1999

I. INDIVIDUAL VOLUNTEERS

Category	Number of Persons	Hours
One on One	2	6
Community Service		
Support Clerical		
Staff Assistance		
Academic/Vocational		
Professional Services		
Special Service		
Other		
Totals:	2	6

II. Volunteer Groups

Category	Number Groups	Number Reg. Vol.	Number of	Person Hours
----------	------------------	---------------------	--------------	-----------------

			Special Service Volunteers	
Religious	14	43	2	214.75
Drug/Alcohol	4	9	0	40.5
Community Reintegration				
Cultural/Ethnic				
Recreation				
Advisory				
Other				
Totals	18	54	2	255.25

III. Monthly Community Involvement Education Report

Name of Volunteer	Position	Number of Hours	New Y/N

Give a Brief Account of Activity Highlights and Plans from this Reporting Period:
 Peninsula Fellowship provided a special music program on July 31st with 60 inmates in attendance.

Prisoner's for Christ Outreach Ministries will begin providing services to the both the adult and youth populations in September.

..... Routed on: Mon 2-Aug-99 at: 9:01am
From: DOC-DP-B1-PHB WOOLCOCK PATRICIA
To: DOC-CC-20-MHD HOYER MARGARET
DOC-DP-B1-KK4 KAATZ KATHY
DOC-DP-B1-KN2 NORMAN KAREN
DOC-DP-B1-RM6 MORGAN RICHARD

* * End of Message * * Printed on 2-Aug-99 at 09:01:09 MA# 5272331

GRIEVANCE ACTIVITY
1999

Airway Heights Corrections Center	17
Cedar Creek Corrections Center	7
Clallam Bay Corrections Center	104
Coyote Ridge Corrections Center	1
Larch Corrections Center	1
McNeil Island Corrections Center	21
Monroe Correctional Complex	31
Olympic Corrections Center	4
Stafford Creek Corrections Center	0
Washington Corrections Center	6
Washington Corrections Center for Women	19
<u>Washington State Penitentiary</u>	<u>22</u>
TOTAL	233

**EMPLOYEES RELATED
OF MAY 4, 1999**

Admire, Lawrence	Correctional Officer
Admire, Vance	Correctional Officer
Adams, Denis	Correctional Officer
Adams, Neil	Correctional Officer
Aguilar, Paul	Correctional Sergeant
Frank, Christy	Correctional Officer
Ahrens, Danny	Correctional Sergeant
Ahrens, Jacqueline	Correctional Officer
Akin, Jerry	Correctional Officer
Akin, Robert	Correctional Officer
Anderson, Cheryl	Fiscal Technician
Anderson, Theresa	Correctional Unit Supervisor
Backulich, Lorrie	Correctional Officer
Bcakulich, Raymond	Correctional Officer
Bare, Elizabeth	Correctional Officer
Bare, Robert	Cook A/C
Barker, Ernest	Correctional Officer
Barker, Gene	Correctional Officer
Barnes, Jennifer	Correctional Officer
Newman, Geraldine	Correctional Records Specialist
Newman, Richard	Correctional Officer
Barnett-Chaney, Kathleen	Secretary Senior
Chaney, Richard	Correctional Officer
Berry, Jeff	Correctional Officer
Berry, Timothy	Correctional Officer
Blaton, Page	Correctional Officer
Kem, John	Electrician Supervisor
Brewer, David	Correctional Sergeant
Brewer, Denise	Correctional Sergeant
Lynch, Heidi	Correctional Officer

Schwenker, Seth	Correctional Sergeant
Lynch, David	Correctional Officer
Brooks, John	Correctional Officer
Brooks, Colleen	Warehouse Worker 1
Brooks, Steven	Correctional Sergeant
Bright, Dewey	Correctional Officer
Bright, Norman	Class Counselor
Brower, Steven	Correctional Officer
Diimmel, Kent	Truck Driver
Diimmel, Sandra	CPM
Goode, Andrea	Mail Machine Operator 3
Brown, Richard	Correctional Officer
Prater-Brown, Adele	Correctional Officer
Burt, Eric	Correctional Officer
Burt, Peggy	Correctional Records Manager
Corliss, Crystal	Accountant 2
Shuler, Helen	Class Counselor 3
Creiglow, Larry	Correctional Officer
Cummings, Martin	Correctional Officer
Cummings, Stephanie	Correctional Officer
Currington, Clifford	Correctional Officer
Currington, Rhoda	Correctional Officer
Davis, Harrison	A/C Cook
Sainsbury, Kellie	Office Assistant Senior
Dauth, Nancy	Correctional Officer
Dauth, Norbert	Classification Counselor
Dedman, Lorena	Human Resource Assistant 2
Dedman, Mark	Correctional Officer
Eubank, Kathy	Secretary Supervisor
Maines, Gina	Human Resource Assistant 2
Maines, Mike	Correctional Officer
Finley, Jeff	Correctional Officer
Taylor, Winford	Correctional Officer

Fletcher, Chad	Computer Info Consultant
Fletcher, John	Correctional Officer
Fletcher, LeAnne	Secretary Senior
Fletcher, Vivian Sue	A/C Cook
Fraizer, Brian	Correctional Officer
Fraizer, Robert	Correctional Officer
Gaydeski, David	Plant Mechanic Supervisor
Pederson, Brian	Correctional Officer
Gray, John	Correctional Officer
Gray, Timothy	Correctional Officer
Goode, Andrea	Mail Machine Operator
Goode, Jeffery	Cook A/C
Collins, Paul Sr.	Industries Manager
Collins, Paul Jr.	Correctional Sergeant
Diimmel, Kent	Truck Driver
Reetz, Edwin	Correctional Sergeant
Goode, Andrea	Mail Machine Operator 3
Reetz, Darrel	Cook A/C
Hatt, Bradley	Correctional Lieutenant
Hatt, Cheryl	Office Assistant Senior
Jones, Craig	Recreation Specialist 3
Jones, Troy	Correctional Officer
Keller, Harvey (Bud)	Food Manager
Keller, Sandra	Correctional Officer
Kettle, Jeff	Correctional Officer
Kettle, Kevin	Correctional Officer
Keys, Donna	Warehouse Worker
Keys, William	Correctional Officer
Klock, Curtis	Correctional Officer
Klock, Loretta	Warehouse Supervisor
Kupers, Harold	Correctional Officer
Scroggins, Larry	Correctional Officer
Torneby-Kupers, Candi	Correctional Officer
Lloyd, Earl	Correctional Officer
Lloyd, Virginia	Correctional Officer

Long, Lisa (Sherry) Long, Richard	Licensed Practical Nurse Correctional Officer
Long, Lois Long, Verence Maxfield, Darel Jacob Schopfher	Classification Counselor Correctional Lieutenant Laundry Manager Correctional Officer
McGarvie, Bryan McGarvie, Gary	Correctional Sergeant Correctional Sergeant
Milstead, Casey Milstead, Steven	Medical records Technician Correctional Officer
Mullen, Herbert Schuur, Marcus Smith, Tiffani	Correctional Officer Correctional Officer Correctional Officer
Nicholas, Faye Nicholas, Glen	A/C Cook Correctional Sergeant
Nielsen, Gunnar Nielsen, Kathleen	Safety Officer Administrative Assistant
Paul, William Rees, Josh	Correctional Officer Correctional Officer
Palmer, John Palmer, Linda	Correctional Officer Warehouse Worker
Reed, Johnnie Reed, Leah	Fiscal Technician Accountant 1
Riddle, Carroll Riddle, Lisa	Correctional Lieutenant Correctional Officer
Ritter, Calvin Ritter, Calvin A.	Correctional Officer Correctional Officer
Ross, James Ross, Jerry Ross, Lisa	Painter Supervisor Correctional Officer Correctional Officer
Schave, Gaylene Schave, Scott	Office Assistant Sr. Correctional Officer

Schimetz, Robert	Correctional Officer
Schimetz, Sandra	Cook A/C
Schimetz, Stacey	Personnel Officer
Schneider, Tracy	Office Assistant Senior
Schneider, Lester	Correctional Investigator
Simons, Clint	Correctional Officer
Simons, Roy	Correctional Officer
Smith, Leroy	Correctional Officer
Smith, Tanya	Correctional Officer
Stubbs, Elizabeth	Cook A/C
Stubbs, John	Warehouse Worker 2
Sukert, Gordon	Correctional Sergeant
Sukert, Monica	Correctional Sergeant
Taylor, James	Correctional Officer
Taylor, Winford	Correctional Officer
Williams, George	Correctional Officer
Williams, Susan	Correctional Officer
Woolcock, Patricia	Community Involv Program Coord

Orig: R. Morgan, Superintendent
cc: Jackie Knott, Human Resource Manager
Stacey Schimetz, Personnel Officer
File



CLALLAM BAY CORRECTIONS CENTER

DAILY BULLETIN

August 6, 1999

POPULATION:

As of 3:00 p.m. August 5, 1999, the inmate population was 900.

VISITORS: *Reminder...Any visitors, prospective employees, etc. coming into the institution must be NCIC cleared, and their names put in the Daily Bulletin with the person(s) name, approximate time of arrival, and ext. number of the contact person—or a memo addressed to Tower 1, Public Access, Shift Lt., and Communications Center stating the above information.*

Friday, August 6, 1999

Tracey Schneider will be working from 6-2 today.

Jacob Sainbury will be interviewing at approx. 2:30 p.m. Please call Jim Smith at 3261 when he arrives.

Jerry Buchanan, DOC employee, will be her at approx. 10:30 a.m. Please call Linda Mastin at 3132 when he arrives.

Joanne Coyne, DOC employee, will be here at 10:00 a.m. Please call Karen Duranceau at 3216 when she arrives.

SHARED LEAVE:

Colleen Brooks, Linda Cornell, Michael Dutcher, Mike Williams, and Richard Greenway, have all been approved to receive shared leave. Staff interested in donating leave should submit their leave donation form, DOC 03-115, to the Personnel office.

ABSENCE:

Sharon Morgan, Health Care Manager will be on vacation August 1 to 9. Please contact Dave Sims for any medical concerns and Karolyn Burdick for and administrative questions.

CUS Steve Bacon will be away from the institution. Norm Dauth will be the Acting CUS in G/H unit. He can be reached at 3354 or 3061. Please send all G/H correspondence to Norm in G/H unit.

TRAVEL UPDATE:

Effective August 15, 1999, out-of-state travel will include counties/cities that are contiguous to Washington. This means that if you are traveling to Portland, or other counties/cities in Idaho or Oregon that are on the border with Washington you will need to get pre-authorization to travel out of state. This authorization, to be completed before you travel must be signed through the chain-of-command up to and including the Deputy Secretary, Eldon Vail.

JUST IN:

All Intermittent and Temporary employees are now eligible for direct deposit of their payroll checks. Direct deposit forms can be picked up in the Business Office or from your bank.

ALL LAN FUNCTIONS WILL BE DOWN 8-6-99 FROM 6:30 AM TO 7:30 PM.

NEW STAFF:

Chris Norman is the Office Assistant Senior in the Business Office and can be reached at 3223.

Kerri McTarsney is the Office Assistant Senior in Roster Management.

COACH Sgt. Paul Collins, Jr. can now be reached at ext 3222.

CBCC TURNOVER RATE ACHIEVEMENT:

The turnover rate for CBCC Permanent Correctional Officers continues to decrease:

Fiscal Year	1997-5.08%
	1998-5.61%
	1999-3.06%

Temporary and Intermittent's

Fiscal Year	1997-5.08%
	1998-34.29%
	1999-6.45%

FOR CBCC USE ONLY:

The Records Office has the following furniture available to give away: one conference table and chairs, and one secretarial desk. They also have one electronic calculators. Please call Peggy Burt, ext. 3213.

NEW EMPLOYEE ORIENTATION:

New Employee Orientation will begin for Support Staff on August 15th and run's through August 25th. For new C/O's, it will begin August 15th and run through September 3rd. Please call TJDES to enroll your new employees.

The Records Office respectfully requests your assistance in our endeavor to meet your needs for new staff fingerprints and ID's. In order for us to complete this process, we need a minimum of 24 hours notice (for large groups at least two weeks notice please). We will set up a specific appointment for your new staff. In that way, we can plan our workday. Thank you for your cooperation.

Parking Update:

Due to the delay in receipt of the carpool parking signs, the implementation date for the new parking arrangement has been moved to August 18. We will share information as it is received, and keep you updated as we progress. Thanks for your patience.

\$5.00 assessment to be eligible to vote. Reform Slate election protest has been responded to by the current union leadership of General Teamsters Local #313 (Pat Swanson) by a post card mailing to all union members. The Postcard mailing has the voter eligibility stated on it. Current Union Leadership has some explaining to do!!! **Dan Carroll** gets the credit for a great move and a positive reply by Hoffa to his question, which slaps Pat Swanson in the FACE! His dirty trick did not work! The timing was perfect.

~ Victory is ours for all our members! ~

Local #313 ELECTION INFORMATION
Cut of for voting is noon Monday, December 13, 1999 as was previously scheduled.

Counting will be on Tuesday, December 14, 1999 and ballots will be picked up at the Post Office by Lori Augino and all Observers at 8:00 AM and counted on that day with all present and official count results to be given on that date. Closer to the count date Lori Augino has informed the observers that we will all meet and go together from a place yet to be determined.

This election will be mail referendum ballot. Ballots "should" be mailed out Tuesday, November 16, 1999. If you do not have your ballot by Monday, November 22, 1999 go to Local 313 and apply for a duplicate ballot! The entire Rank & File Power Slate Welcomes all our new Local #313 WASHINGTON STATE DEPARTMENT OF CORRECTION (DOC) MEMBERS! We encourage all to join from the 4,500-member unit and become eligible to vote in the upcoming election.

To Fight Corruption -- Join Forces with Legal Support and TDU.
Law Offices of David N. Mark
Central Bldg. Suite 412, 810 Third Ave.
Seattle, WA 98104
Toll free: (888) 584-2059
dmark@halcyon.com

Reform Slate, DOC Medical Issues and Medical Survey questions!

<images/medser01.pdf><images/medser01.pdf>

Send your E-mail with your answers to RF313Pwr99@aol.com concerning the survey, add your own comments & thoughts about LOCK DOWNS, OFFICER SAFETY, ASSAULTS ON OFFICERS, or ANY OTHER ISSUES THAT CONCERN YOU???

The Reform Slate is putting together a survey to address Department of Corrections employees concerns over Medical/Dental/Vision Coverage. Comparisons between current coverage vs. Teamsters Medical Plans will be made. Cost basis to employees out of pocket and the overall plan costs comparisons between current and Teamsters plans will be done as a starting point for presentation to Washington State Legislature as cost savings and employee benefits improvements to existing plans. Groundwork will not take long and we will know today how the balance of power in the Legislature will

It was just brought to our attention that Management has or is in the process of contracted out our Bakers positions at Clallam Bay Corrections Center and possibly state wide. It is my understanding that they intend to RIF (Reduction In Force) these people. It is also my understanding that this was done with the knowledge of the current leadership of Teamsters 313 (Pat Swanson). If this is true, the current leadership of Local 313 and Management violated the Collective Bargaining Agreement. This was never brought to the membership, and the membership would never tolerate this. They have been trying to contract out the cooks for years; I assure you they will go for them next, especially with I - 695 passing. **UNION MEMBERS WE NEED TO VOTE PAT SWANSON OUT AND WE NEED TO DO IT NOW, BEFORE PAT SWANSON'S TEAM SELLS US OUT AND SENDS US BACK INTO THE DARK AGES!!!!!!!!!!!!!!!!!!!!!!!!!!!!**

Michael Dopps (Elected Teamster Shop Steward CBCC)

Under NLRA, the employer has a duty to bargain the effects of a reduction in force, and in some cases, they even have to bargain the decision itself before they can do it. You always have other options including putting together a campaign to save the jobs. Since you have statewide jurisdiction it gives you an ability to mobilize statewide to build public support and pressure politicians. Good luck.

Bob Hasegawa (Secretary-Treasure Local 174)

ARTICLE 33 - CONTRACTING OUT - CBA LOCAL 313/DOC:

33.1 Management retains those rights based upon law or state rules and regulations to contract and subcontract services. Management will not, however, contract or subcontract services when such action would have the effect of terminating classified institution employees or employee positions within the bargaining unit existing at the time of the execution or renewal of the contract.

33.2 Except as authorized by current law, it is further agreed that Management shall not contract or subcontract for services for new program or expansion of existing programs which are to be accomplished under substantially the same conditions and in the same manner as those historically provided by classified employees within the institution.

**DO NOT JUST SIT BACK THINKING SOMEONE ELSE WILL FIGHT THE BATTLE!
SHOW YOUR DISSATISFACTION WITH PAT SWANSON, AND HIS LACK OF
SUPPORT, LET HIS PHONE RING OFF THE HOOK!**

GENERAL TEAMSTERS LOCAL 313

Telephone: 1-800-683-8934

FAX: 253-627-0106

Postal address: 220 S 27th St. Tacoma, WA 98402

Electronic mail: teamster313@msn.com

**The DOC/313 Collective Bargaining Agreement is now listed on the
Local 313 in the news page!!!!**

**Hoffa Squashes Pat Swanson's attempt to deny voters! [images/hoffa.pdf](#)
[images/hoffa.pdf](#)**

Saturday, November 6, 1999 Dan Carroll (Reform Slate) received a ruling from the International Brotherhood of Teamsters in regard to our election protest over Local #313 Patrick E. Swanson's contention that a member must pay the one time Harstine Island

go.

I am putting together an online e-mail and a print and mail version of the DOC Medical & Safety Issues Survey -- for all DOC facilities and all workers both Union and non-union. Distribution will begin online by next week; your ideas and suggestions are welcome. Its a good way to find facts and encourage participation in eliminating the many problems - Head ON and Now!

If at anytime, you want to add another Teamster to this e-mail group vocct313@aol.com just send, us the e-mail address with a message that says "add this name." Views are based on Rank & File Members Democratic Rights to be involved in Local and International issues and for supporting roles in Organizing efforts at all levels in all unions everywhere. That's our Teamsters community of interest!

"We are fighting for a Better Future for All Working Americans!" To learn more about Organizing or to join Volunteer Organizing visit our site at <http://hometown.aol.com/RF313Pwr99/politics/index.htm> it is our Local Union!

PANEL RULINGS BEING FINAL AND BINDING

"Final" is the key here, our current union leadership has the right to side with management and send our issues down the river, recently our union leadership (Our side of the Panel) sided with management on a grievance concerning an employees bid on a vacant position.

Our bid rights have been abused long enough.

Michael:

According to the DOC, labor agreement that I have gone over, it (Panel Rulings) is true concerning the Collective Bargaining Agreement. Your only recourse is filing with the Region 19 Seattle Office of the National Labor Relations Board.... Representation Complaint/Charge based on Failure to Represent Membership ... Note this is a long process and results do not normally bring justice. They seem biased in the decisions I have seen, but its still worth a try. Best course is to vote them out of office and start with a clean slate and rebuild the entire DOC campaign over again from the ground up -- with your help and input its possible!

It is also possible that David N. Mark dmark@halcyon.com in Seattle could file legal action on your behalf. Well, it might be worth a try in that regard. You have the legal right to request and get a copy of the Local Union Bylaws and the International Constitution which will help you in understanding the relationship between members and the duties of elected officers and business representatives. Membership rights are all spelled out but "not limited to" 1.) Exhaustion of remedies starts at the local (313) level and 2.) Goes next to the International General Executive Board level and then 3.) To civil (class or individual) actions in normal legal action progression! I can assist in the filing of a NLRB Complaint and have the necessary forms to do so or I can mail them to you?

Let's get a real contract negotiated the

**next time around. Until then, we must
keep the pressure on the Department of
Corrections.**

<http://sm2.sitemeter.com/stats.asp?site=sm2doce>
<http://sm2.sitemeter.com/stats.asp?site=sm2doce>

<http://www.adobe.com/products/acrobat/readstep.html> <http://home.netscape.com/download/index.html?cp=djudeparch.asp?at/readstep.html>
<http://www.adobe.com/products/acrobat/readstep.html> <http://home.netscape.com/download/index.html?cp=djudeparch.asp?at/readstep.html>

[LINKS](#) [PAGE REFORM SLATE](#) [I.B.T. NEWS](#) [LOCAL 313 NEWS](#) [DOC CHAT](#) [UNION](#)
[CHAT DISCLOSURE BY ST. JOBS SUP. STAFF WA. IN THE NEWS](#)

THIS IS INTERESTING HOW THIS LETTER IS WORDED.

1: Significant strides to improve the Local, I can't comment on how much he has done to improve the Local. But, I do know he past up a perfect opportunity to create a closed shop. There is 4500 of us folks approximately, I to this day don't know why they didn't come in here and seize the moment.

2: Under "MY" leadership, it says, the size of the local has doubled through aggressive campaigns. There it is Pat did it all, well I tell ya, he hasn't cared much about DOC employees. I guess 4500 people approximately doesn't count for much. With the Local 313 web page stating they have approximately 1340 dues paying members, I am truly discussed that we (DOC) were taken so lightly.

3: In regard to Pat's statement that Dan Corroll has know experience. To me necessary experience is secondary to having your heart an sole in the fight for employees rights, backed by proactive Legal Counsel. If this has become just a job to folks, then folks better be moving on!!!

4: Quoted Text = "Through membership involvement, we have consistently negotiated some of the best contracts in the country for our members." WOW, that is a pretty bold statement, some being more than one, so two that are in the top 10 in the nation, top 50, top 100, or what, and is country United States of America, isn't this more like a couple of mediocre at best in the Tacoma area, I don't know, I can only tell you that the Department of Corrections contract is crap, and we double the amount of Dues Paying Members.

5: Quoted Text = "Our members enjoy wage and benefit packages that are second to none **in the jurisdictions represented by Teamsters Local 313.**" What are the jurisdictions represented by Teamsters Local 313, not the Department of Corrections, because our contract is second from the bottom maybe, if not real close. Again Pat Swanson pounds away on experience, well let me tell ya, one proactive attorney would kick the S%\$# out of the entire Democratic Slate. Pat's statements only serve to scare people that are less educated to the dealings of the Local.

6: Quoted Text = "I have hired the best office and field staff to handle the day to day operations of our Local Union." I thought I interviewed in front of the board, and was turned down legitimately, hehehehe, I see now that Pat was the key decision maker, and Pat has in place people that won't go against him, so he sits in and negotiates and gives concession to what ever he wants, and nobody will stand up to him... This is a dangerous situation

my friends, brothers and sisters. This is very similar to DOC's lack of checks and balances...!!!???

7: Quoted Text = "Servicing of our members has been excellent. I believe the sound and proven leadership "I" bring to this Local Union is necessary for continued success into the next century." Again I can only comment on how the Department of Corrections employees are treated and I can say that most of the people here are very dissatisfied!!!!!!!!!!!!

The last paragraph is requesting our support in the upcoming election, and how "WE" can continue to make the Local stronger, more vibrant, increase our numbers and straighten our contracts.... Our contracts shouldn't be week to begin with, follow me brothers... After a whole page of I, I, I, I, I find it hard to believe that Pat Swanson has my best interest at heart, NO I AM SORRY BUT THE REFORM SLATE HAS GOT MY VOTE AND VERBAL COMMITMENTS FROM MOST OF MY CONSTITUENTS. THE DEMOCRATIC PARTY CAN HAVE A NICE DAY, SOMEWHERE ELSE, THANK YOU FOR LETTING ME RANT AND RAVE...!!!???

IN THE FIGHT FOR EMPLOYEE RIGHTS!!!

MICHAEL DOPPS

Month #1
Week #4

	9:50AM-11:15AM A RECREATION	1:00PM-2:4 G/H RECREATION	2:50PM-4:15 B RECREATION	6:45PM-7:40PM I/J RECREATION	8:50PM C RECREATION
FRIDAY DEC 17	I/J RECREATION GYM: 1/2 basketball 1/2 handball/racquetball 1/2 ping pong YARD: VARIOUS ACTIVITIES	G/H RECREATION GYM: 1/2 basketball 1/2 handball/racquetball YARD: VARIOUS ACTIVITIES	B RECREATION GYM: 1/2 basketball 1/2 handball/racquetball YARD: VARIOUS ACTIVITIES	I/J RECREATION GYM: 1/2 basketball 1/2 handball/racquetball YARD: CLOSED	C RECREATION GYM: 1/2 basketball 1/2 handball/racquetball YARD: CLOSED
SATURDAY DEC 18	8:05AM-9:25AM C RECREATION GYM: 1/2 basketball 1/2 handball/racquetball YARD: VARIOUS ACTIVITIES	9:35AM-10:55AM G/H RECREATION GYM: VOLLEYBALL GAME SPIKES VS SETTERS YARD: VARIOUS ACTIVITIES	I/J RECREATION GYM: VOLLEYBALL GAME DIGGERS VS SPIKERS YARD: VARIOUS ACTIVITIES	2.5 B RECREATION GYM: 1/2 basketball 1/2 handball/racquetball YARD: CLOSED	G/H RECREATION GYM: 1/2 basketball 1/2 handball/racquetball YARD: CLOSED
SUNDAY DEC 19	8:05AM-9:25AM G/H RECREATION GYM: 1/2 basketball 1/2 handball/racquetball YARD: VARIOUS ACTIVITIES	9:35AM-10:55AM B RECREATION GYM: VOLLEYBALL GAME KILLSHOT VS SETTERS YARD: VARIOUS ACTIVITIES	2.5 C RECREATION GYM: VOLLEYBALL GAME ACTIONPACKED VS KILLSHOT YARD: VARIOUS ACTIVITIES	G/H RECREATION GYM: 1/2 basketball 1/2 handball/racquetball YARD: CLOSED	A RECREATION GYM: 1/2 basketball 1/2 handball/racquetball YARD: CLOSED

APPROVED BY: *Stacy Gil*

FROM 12 / 17 / 99 TO 12 / 23 / 99

Month #1
Week #4

	9:40am	9:50am-11:15am	1:00pm-2:40	2:50pm-4:15pm	6:45pm-7:40pm	8:50pm
NDAY DEC 20	A RECREATION GYM: 1/2 basketball 1/2 handball/racquetball 1/2 ping pong YARD: VARIOUS ACTIVITIES	I/J RECREATION GYM: 1/2 basketball 1/2 handball/racquetball 1/2 ping pong YARD: VARIOUS ACTIVITIES	B RECREATION GYM: 1/2 basketball 1/2 handball/racquetball YARD: VARIOUS ACTIVITIES	G/H RECREATION GYM: FULL COURT BASKETBALL YARD: VARIOUS ACTIVITIES	C RECREATION GYM: 1/2 basketball 1/2 handball/racquetball YARD: CLOSED	I/J RECREATION GYM: FULL COURT BASKETBALL YARD: CLOSED
UESDAY DEC 21	G/H RECREATION GYM: 1/2 basketball 1/2 handball/racquetball 1/2 ping pong YARD: VARIOUS ACTIVITIES	C RECREATION GYM: 1/2 basketball 1/2 handball/racquetball 1/2 ping pong YARD: VARIOUS ACTIVITIES	I/J RECREATION GYM: 1/2 basketball 1/2 handball/racquetball YARD: VARIOUS ACTIVITIES	A RECREATION GYM: 1/2 basketball 1/2 handball/racquetball YARD: VARIOUS ACTIVITIES	G/H RECREATION GYM: 1/2 basketball 1/2 handball/racquetball YARD: CLOSED	B RECREATION GYM: 1/2 basketball 1/2 handball/racquetball YARD: CLOSED
WEDNESDAY DEC 22	B RECREATION GYM: 1/2 basketball 1/2 handball/racquetball 1/2 ping pong YARD: VARIOUS ACTIVITIES	I/J RECREATION GYM: 1/2 basketball 1/2 handball/racquetball 1/2 ping pong YARD: VARIOUS ACTIVITIES	C RECREATION GYM: 1/2 basketball 1/2 handball/racquetball YARD: VARIOUS ACTIVITIES	G/H RECREATION GYM: 1/2 basketball 1/2 handball/racquetball YARD: VARIOUS ACTIVITIES	A RECREATION GYM: 1/2 basketball 1/2 handball/racquetball YARD: CLOSED	I/J RECREATION GYM: 1/2 basketball 1/2 handball/racquetball YARD: CLOSED
THURSDAY DEC 23	G/H RECREATION GYM: 1/2 basketball 1/2 handball/racquetball 1/2 ping pong YARD: VARIOUS ACTIVITIES	A RECREATION GYM: 1/2 basketball 1/2 handball/racquetball 1/2 ping pong YARD: VARIOUS ACTIVITIES	I/J RECREATION GYM: FULL COURT BASKETBALL YARD: VARIOUS ACTIVITIES	B RECREATION GYM: 1/2 basketball 1/2 handball/racquetball YARD: VARIOUS ACTIVITIES	G/H RECREATION GYM: FULL COURT BASKETBALL YARD: CLOSED	C RECREATION GYM: 1/2 basketball 1/2 handball/racquetball YARD: CLOSED

APPROVED BY: 

FROM 12 / 20 / 99 TO 12 / 23 / 99



STATE OF WASHINGTON
DEPARTMENT OF CORRECTIONS
CLALLAM BAY CORRECTIONS CENTER
1830 Eagle Crest Way • Clallam Bay, Washington 98326-9723

DATE: NOVEMBER 16, 1999

TO: ALL STAFF AND INMATES

FROM: *Shawn Landry*
SHAWN LANDRY, RS3 & ART STEVENS, RL2

SUBJECT: VARSITY BASKETBALL ROSTER

The following inmates are part of the C.B.C.C. Varsity Basketball Team:

*McClain	277878
Washington	963199
Cotton	733974
Sanders	752940
Newsome	720157
Miller	734923
Hildesheim	718919
Slaughter	752754
Alexander	762822
Thompson	990054
Powell	727289
Pugh	777429
Killian	966656
Armstrong	781796
Bartley	714480
Jones, S.	766797

VOLLEYBALL GAME SCHEDULE

12/17/99-12/23/99

WEEK 3

SATURDAY 12/18

9:35 G/H	SPIKE SQUAD-G/H VS HIT MOB-G/H
1:00 A-UNIT	SETTERS-B VS SPIKE BALLS-A
2:50 I/J	DIGGERS-C VS SPIKERS-I/J

SUNDAY 12/19

9:35 B-UNIT	KILL SHOT-C VS SETTERS-B
1:00 I/J	NET RIDERS-A VS SPIKERS-I/J
2:50 C-UNIT	ACTION PACKED-B VS KILL SHOT-C

Stur 12/23/99


VOLLEYBALL ROSTERS

<u>SETTERS</u>	<u>B-UNIT</u>	<u>DIGGERS</u>	<u>C-UNIT</u>	<u>KILL SHOT</u>	<u>C-UNIT</u>	<u>SPIKE SQUAD</u>	<u>G/H</u>
*ALTAMIRANO	774701	*SALAZAR	989489	*ASMUNDSON	751162	THOMPSON	729465
MENDEZ	287059	NINO	728609	BROWN	719480	RUSH	717025
MACIAS	775460	LUNA	785553	GAGNIER	764931	DORSEY	730621
CAZAREZ	737600	VASQUEZ	931837	GATEWOOD	762065	MOORE, R.	713128
GARCIA	935240	MUNGUIA	783584	STRBICK	723296	BEFMAN	780179
BALLESTEROS	789346	BARRAGAN	777268	VETH	767978	RUSH, J.	717024
PASTRANA	769432	SALAS	760504	THOL	767979	SAMUELA	680386
VASQUEZ	783585	HICKMAN	990719			DOGSKIN	973843
AGUILAR	768396	TURNER	783133	ANDREWS	701240		
RIVAS	975295	DELBOSQUE	727420	WEAVER	751497		


<u>HIT MOB</u>	<u>G/H</u>	<u>SPIKERS</u>	<u>I/J</u>	<u>SIDE OUT</u>	<u>B-UNIT</u>
*MONTES	966482	*HY	767574	*CALDERA	714460
ALVAREZ	756600	OGO	737332	ALLEN	989386
SHOWALTER	780594	CHAN	732903	WEISS	791391
GOZALEZ	783436	WITHERSPOON	743761	GILBERT	709551
CLEMONS	755828	MAGER	783959	ROBERTS	710862
MELENDEZ	962721	SCOTT	970703	JOHNNY	772204
CASTRO	705131	ROS	776087	HILDESHEIM	718919
ELKINS	779757	WHEELER	762858	JORDAN	745355
VEGA	799611	GOINS	729661	AGUILAR	768396
INSYXIENMAY	735875	CLIFTON	904800	BRYANT	789693

<u>ACTION PACKED B-UNIT</u>	<u>SPIKE BALLS A-UNIT</u>	<u>NET RIDERS A-UNIT</u>			
*BRYANT	973225	*LAM, HAN	740664	*JONES	747145
MONROE	905943	LAM	978980	MCDONALD	930031
POWERS	719844	LAULU	780263	ADAMS	736272
WASHINGTON	776724	GEORGE	997350	MCCLAIN	277878
MAM	762348	WHITE	633518	BOOT	764735
NOBLE	975705	CADY	715552	ROBINSON	716980
ARMSTRONG	781796	YUMUL	793223		
THOMPSON	990054	MONTGOMERY	793348		
		INSYXIENMAY	735875		
		KIRSCH	747196		

APPROVED BY: _____



PULLED: _____





STATE OF WASHINGTON
DEPARTMENT OF CORRECTIONS
CLALLAM BAY CORRECTIONS CENTER
1830 Eagle Crest Way • Clallam Bay, Washington 98326-9723

DATE: NOVEMBER 16, 1999
TO: ALL STAFF AND INMATES
FROM: *Steve Erickson*
STEVE ERICKSON, RECREATION DIRECTOR
SUBJECT: OFFENDER WORK SCHEDULE

STEVE ERICKSON, RECREATION DIRECTOR

ASMUNDSON	751162	C	CLERK	8:15AM-4:15PM MON-FR
DORSEY	730621	H	YARD MAINT/WT.DECK #1	"
BELL	727080	A	CAGE #1	"
BARBOZA	239700	G	CUSTODIAN #1	"

SHAWN LANDRY, RS3

WOODS	980684	B	REFEREE #4	1:15PM-8:50PM SAT-WE
BENSON	761783	A	WT.DECK #3	"
ANDERSON	765086	J	CAGE #2	"
THOMPSON, F.	729465	G	REFEREE #5	"
			REFEREE #8	"
			REFEREE #1	"

ART STEVENS, RL2

BETTIS	751618	G	WT.DECK #4	1:15PM-8:50PM THUR-MO
MOORE, R.	713128	G	CAGE #4	"
MELLENDEZ	962721	H	CUSTODIAN #3	"
BROOKS, M.	791236	G	REFEREE #7	"
BELLISLE	958249	A	REFEREE #6	"
			MUSIC ASSIST	2:00PM-4:00PM THUR-SU

TIM GRAY, R/L2

ANDRUS	996104	J	PHOTOGRAPHER	1:15PM-8:50PM FRI-MO
HENDERSON	723089	A	CUSTODIAN #2	"
McCLAIN	277878	A	REFEREE #3	"
SCOTT	970703	J	REFEREE #2	"
CROWELL	974435	J	CAGE #3	"
POWELL	727289	A	WT.DECK #2	"

OFFENDER WORK ROSTER

	MONDAY	TUESDAY	WEDNESDAY	THURSDAY	FRIDAY	SAURDAY	SUNDAY
				<u>CAGE</u>			
<u>MORN.</u>	1	1	1	1	1	2(W.F.D)	3
<u>AFT.</u>	2	2	3	3	4	4	4
<u>EVE.</u>	2	2	3	3	4	4	2
				<u>WEIGHT DECK</u>			
<u>MORN.</u>	1	1	1	1	1	2/3	2/3
<u>AFT.</u>	2/3	2/3	4	4	4/2 CAGE	2/3	2/4
<u>EVE.</u>	2/3	2/3	2/3	4	4/2 CAGE	4	4
				<u>REFEREES</u>			
<u>MORN.</u>						1/2/3/8	1/2/3/8
<u>AFT.</u>	1/4/5/8	1/2/3/8	1/6/7/8	4/5/6/7	4/5/6/7	1/2/3/8	1/2/3/8
<u>EVE.</u>	2/3/4/5	1/2/3/8	2/3/6/7	4/5/6/7	4/5/6/7	4/5/6/7	4/5/6/7
				<u>CUSTODIANS</u>			
<u>MORN.</u>	1	1	1	1	1	2	2
<u>AFT.</u>	2	2	3	3	3	2	3
<u>EVE.</u>	2	2	2	3	3	3	3
				<u>PHOTOGRAPHER</u>			
<u>MORN.</u>							
<u>AFT.</u>	1				1	1	1
<u>EVE.</u>	1				1	1	1
				<u>YARD MAINTENANCE</u>			
<u>MORN.</u>	1	1	1	1	1		
<u>AFT.</u>	1	1	1	1	1		
<u>EVE.</u>							
				<u>CLERK/MUSIC ASSIST</u>			
<u>MORN.</u>	1	1	1	1	1		
<u>AFT.</u>	1	1	1	1/2	1/2	2	2
<u>EVE.</u>							

- | | | | | | | |
|-----------------|--------------------|-----------------|-----------------|-------------------|---------------------|--------------------|
| <u>CAGE</u> | <u>WEIGHT DECK</u> | <u>REFEREES</u> | | <u>CUSTODIANS</u> | <u>PHOTOGRAPHER</u> | <u>YARD MAINT.</u> |
| 1. BELL | 1. TORSEY | 1. | 5. THOMPSON, F. | 1. BARBOZA | 1. ANDRUS | 1. TORSEY |
| 2. ANDERSON, L. | 2. POWELL | 2. SCOTT | 6. BELLISLE | 2. HENDERSON | | |
| 3. CROWELL | 3. BENSON | 3. McCLAIN | 7. HOOKS, M. | 3. MELENDEZ | | |
| 4. MOORE | 4. BETTIS | 4. WOODS | 8. | | | |

- | | |
|--------------|---------------------|
| <u>CLERK</u> | <u>MUSIC ASSIST</u> |
| 1. ASMINEON | 2. |

APPROVED BY: 

PULLED: 12/10/99

	A				B				TOTALS	AVERAGE			
	TOTAL I.R.	IN RESIDENCE POPULATION	BASIC SKILLS	VOCATION PROGRAMS	OFFENDER CHANGE	JOBS	TOTALS						
	AVAILABLE	UNA	HU	HA	HU	HA	HU	HA	HU				
B01 433	360 (1)	73											
B02 338	328	10											
771													
CBCC TOTAL	688	83	(9)2076.7	(9)2202.1	(9)1165.7	(9)1373.2	(9)230.4	(9)302	(9)11809.7	(9)13,522.2	(9)15282.6	(9)17029.5	22.7
			(7)1149.5	(7)1664.3	(7)1379.3	(7)1879.2	(7)472.6	(7)734.9	(9)30,842	(7)23,698.1	(7)35,120.4	(10)28.5	
E01 1254	(3) 829	(5) 425	1436.8(8)	2080.3(8)	1724.1(8)	2349(8)	590.7(8)	918.6(8)	20,696.7	24,483.3(8)	36,189.9(8)	29.5	
E01	(4) 1074	(6) 180								(7)23,698.1	(7)35,120.4	22.0	
										(8)24,483.3	(8)36,189.9	(11) 22.7	

Wilkinson v. State
 AVERAGE 040059

- 1) B01 MAIN INSTITUTION POPULATION NOT INCLUDING 62 SEGREGATION BEDS AND GENERAL FACTOR (11)
- 2) UNAVAILABLE 3% USED AS GENERAL FACTOR FOR SICK LAME, TRANSFERS BETWEEN ASSIGNMENTS, ETC AS WELL AS ANY SITE SPECIFIC CRITERIA
- 3) WSP MAIN INSTITUTION POPULATION NOT INCLUDING: UNIT 4-100, UNIT 5-245, RECEPTION 26, INFIRMARY 15, MH UNIT 14; AND 3% GENERAL FACTOR 25
- 4) WSP MAIN INSTITUTION POPULATION NOT INCLUDING UNIT 4-100, RECEPTION 26, INFIRMARY 15, MH UNIT 14, AND GENERAL FACTOR 25
- 5) E01 UNAVAILABLE INCLUDES UNIT 4, UNIT 5, RECEIVING, INFIRMARY, MENTAL HEALTH, AND GENERAL FACTOR OF 3% (25)
- 6) E01 UNAVAILABLE INCLUDES UNIT 4, RECEPTION, INFIRMARY, MENTAL HEALTH AND GENERAL FACTOR (25)
- 7) DATA FROM 10 WEEKS OF REPORTED INFORMATION (TWO WEEKS WERE REPORTED AS ZERO)
- 8) DATA FROM 8 WEEKS OF RECORDED DATA
- 9) DATA FROM 10 WEEKS OF REPORTED INFORMATION
- 10) DIVIDED BY 829 (1074) LESS UNIT 5 POP OF 245
- 11) DIVIDED BY 1074




STATE OF WASHINGTON

**DEPARTMENT OF CORRECTIONS
OFFICE OF CORRECTIONAL OPERATIONS
CLALLAM BAY CORRECTIONS CENTER**

1830 Eagle Crest Way • Clallam Bay, Washington 98326-9723 • (360) 963-2000
FAX (360) 963-3390

January 5, 2000

TO: Richard Morgan, Superintendent
FROM:  Kathy Kaatz, Associate Superintendent
SUBJECT: **CLOSE/MAXIMUM STATISTICS**

CBCC currently has 401 close custody inmates housed in B01. Out of those 401 inmates 81 have been on maximum custody once in the last two years. Four of those inmates have been on maximum custody twice in the past two years for a total of 85 inmates having been on maximum custody.

WSP currently has 854 inmates housed in close custody units 6, 7, and 8. Out of these 854 inmates 72 have been on maximum custody once in the last two years and two inmates have been on maximum custody twice in the last two years for a total of 74 inmates having been on maximum custody.

21.19% of CBCC close custody inmates have been on maximum custody in the last two years.

11.54% of WSP close custody inmates in units 6, 7, and 8 have been on maximum custody in the last two years.

KK:hje