

Appendix A
Office of the Special Master, Measuring
Incidence of Violence: Report of Findings
September 2006

Measuring DJJ Incidence of Violence: Report of Findings
Monitor Cathleen Beltz
September 2006

INTRODUCTION

The purpose of the analysis is to establish a baseline count of incidents of violence across the eight operating DJJ facilities, excluding camps, for two six month periods from January through June 2005 and January through June 2006. DJJ compiles summary data for uses of force and serious incidents as they are reported by facilities. However, these reports do not purport to reflect all incidents of violence. Currently, there is no consistent tracking and summarizing system in place for incidents of violence not recorded in serious incident or use of force reports. Documentation of youth disciplinary actions (DDMS) related to violence in DJJ facilities is tracked and summarized regularly. However, DDMS summaries count individuals involved rather than number of actual incidents. For example, three youth engaged in a mutual fight is summarized as *three* separate incidents (one disciplinary action for each youth involved) rather than *one* fight involving three youth. Relying solely on DDMS summary data for incidents of institutional violence would result in inflated counts.

Every DJJ facility maintains daily records of incidents of violence and other noteworthy events in supervisor log books and/or Daily Operational Security Reports (“daily operational reports”). Generally, facility staff record incidents as they occur on units and facility grounds. These incidents are summarized on site in the form of daily operational reports and/or kept in log books that facilities archive. Log books and daily operational reports also contain information about uses of force (including secure area extractions), injuries to staff and youth, suicidal or disruptive behavior as well as daily facility population and movement. Current DJJ policy does not require specific daily operational or log book reporting and, as a result, there is variation in reporting practices between facilities.

Headquarters indicates that facility staff attempt to record all incidents of institutional violence in daily operational reports or log books, which makes them the most comprehensive source for these data currently available. For this analysis, data collection was limited to information that is reported consistently across facilities. However, variation in reporting practices necessarily affects the accuracy of this count and should be considered in drawing conclusions.

The monitor received copies of typewritten daily operational reports for eight DJJ facilities for the first six months of 2005 and 2006. Because Stark does not input daily operational information to a computer, institutional violence data for 2005 was coded and input from supervisor log books at the facility in Chino. For the 2006 data, DJJ provided copies of relevant pages from the supervisor log book. O.H. Close provided a complete set of daily operational reports for the periods requested. For the remaining facilities, there were some missing days and/or shifts as noted in Attachment A.

To examine the frequency of serious incident reporting for various types of incidents of violence occurring in DJJ facilities for the two time periods analyzed, the monitor reviewed copies of all serious incident reports as well as DJJ serious incident report summaries for the two periods. DJJ provided a total of 527 reports. However, DJJ serious incident report summaries for the same period show a total of 573 serious incidents, a difference of 46 reports. For the 2005 period, DJJ provided 51 fewer serious incident reports than summaries reflect. However, for the 2006 period, DJJ provided 5 more serious incidents reports than summaries indicate.¹ The initial objective of identifying *all* serious incidents reported could not be accomplished for this report given the discrepancies described. However, trends in

¹ See Attachment B for serious incident reports provided and DJJ Serious Incident Report Summaries.

serious incident reporting at each facility may be gleaned from serious incident reports provided.

METHODS

The data source for the analysis includes: (1) daily operational reports for seven DJJ facilities including, N.A. Chaderjian Youth Correctional Facility (“Chaderjian”), Dewitt Nelson Youth Correctional Facility (“Dewitt”), El Paso De Robles Youth Correctional Facility (“Paso Robles”), O.H. Close Youth Correctional Facility (“O.H. Close”), Preston Youth Correctional Facility (“Preston”), Southern Youth Correctional Reception Center and Clinic (“Southern Clinic”) and Ventura Youth Correctional Facility (“Ventura”) for two six month periods from January through June 2005 and January through June 2006; (2) Stark facility supervisor’s log book for January through June 2005 and 2006; (3) serious incident reports provided for the same facilities and time periods; and (4) monthly population data for January through June 2005 and January through June 2006. Incidents were recorded using SPSS data analysis software. A total of nine (9) items were recorded including, “facility,” “year,” “month,” “date,” “time of incident,” “type of incident,” “use of force,” “serious incident report” and “gang related.”

The “facility” item indicates at which facility incidents occur.

The “year,” “month,” “date” and “time of incident” items are recorded for purposes of identifying incidents for specific periods.

The “time of incident” item is recorded as it appears in copies of daily operational reports provided. Where daily operational reports provided do not indicate times of incidents, no time is recorded.

The “gang related” item includes incidents identified as gang related in serious incident reports. Daily operational report entries for most facilities often indicate that gang

activity is a likely cause of many incidents of violence. However, because reporting practices vary and not all gang involvement is noted, serious incident reports are the only identifier of gang related activity recorded for this analysis.

The “type of incident” item includes the following categories:

- *NFI* [“not following instructions”] or *other disruptive behavior* --includes incidents *not* involving contact between youth and staff that result in staff use of force. Among items included in this category are incidents of not following instructions, damaging or attempting to damage state property, rough playful behavior, attempted batteries and gassings, self-injurious behavior *not* identified as attempted suicides in daily operational reports or serious incident reports, and defiant or otherwise disruptive behavior. Incidents of “NFI or other disruptive behavior” are only significant in relation to use of force data recorded in daily operational reports (see discussion below).
- *one-on-one* --includes all fights between two youth without regard to whether use of force was indicated. This item only includes incidents where physical contact was made and excludes rough playful behavior.
- *2 or more-on-one*-- includes reported attacks of two or more youth on one youth victim without regard to whether use of force was indicated. This item only includes incidents where physical contact was made and excludes rough playful behavior.
- *3-or-more* --includes reported mutual fights between three or more youth, where contact was made, without regard to whether use of force was indicated. This item excludes rough playful behavior.
- *Group Disturbance* --includes reported mutual fights, where contact was made, without regard to whether use of force was indicated. This item includes all incidents

identified as “multiples” or “group disturbances” in daily operational reports or corresponding serious incident reports and excludes rough playful behavior.

- *Staff Battery*-- includes all reported batteries on staff where contact was made, without regard to whether use of force was indicated, that are recorded in daily operational reports or corresponding serious incident reports. This item includes incidents where youth, in resisting restraint, injured staff through direct physical contact. This item also includes the few cases involving spraying of liquids *other* than bodily fluids that made contact with staff clothing or skin. Where corresponding serious incident reports were provided, daily operational reports entries were supplemented and data was coded accordingly.
- *Staff Gassing*-- includes all batteries on staff with bodily fluids or suspected bodily fluids without regard to whether use of force was indicated. Where corresponding serious incident reports were provided, daily operational report entries were supplemented and staff assaults were coded accordingly.
- *Sexual Assault* --includes incidents reported as “sexual assaults” in daily operational reports or corresponding serious incident reports. This category does not include gestures or comments of a sexual nature or consensual sexual conduct.
- *Suicide Attempt*-- includes all incidents reported as “attempts” in daily operational reports or corresponding serious incident reports, without regard to whether use of force was indicated. This item excludes incidents reported as suicidal “gestures” and “threats.”
- *Secure Area Extraction*--includes all extractions from unit “rooms,” outdoor “SPAs” or other secure areas. There were several incidents in which force was used on youth in their rooms when youth held their tray slots open or “damaged state property” in

their rooms. These uses of force were followed by the removal of youth from their rooms for decontamination showers. However, unless “extraction” or extraction procedures were noted, these incidents were coded as “NFI or other disruptive behavior.” Secure area extractions are more appropriately categorized as uses of force rather than types of incidents. However, in order to identify and display which types of extractions were used (chemical and/or physical), extractions are coded under the “type of incident” item.

The “Use of Force” item includes the following categories:

- *Chemical*--includes all incidents of chemical uses of force, where chemical agents were the only force used. Incidents recorded include those that indicate “chemicals” used, those that describe a type of chemical agent used, or those that note “decontamination shower given for exposure.” Also included in this item are all uses of the “pepper ball launcher” *unless* the pepper ball launcher is described as shooting “water” or “foam baton” rounds. Types of chemical agents were not otherwise distinguished between due to variation in reporting practices and the availability of alternate use of force data sources.
- *Physical* --includes all incidents of physical uses of force where physical force was the only force used. Incidents recorded include those that state “physical” force was used, those that describe particular physical restraint holds or those for which it is clear that youth resisted and physical restraint was used (where, for example, youth are described as being “taken down,” “placed,” or “proned-out” on the floor). Where it appears likely or probable that physical force was used but none of the above described factors were present (youth are described as “resisting” “fighting” or being “defiant” and are “brought” to, “escorted” or “placed” in another location) physical

force was not recorded. This item also includes uses of the pepper ball launcher in shooting “water” or “foam baton” rounds. Two incidents involving the use of a baton were also coded as physical uses of force.

- *Mechanical*-- includes all incidents of mechanical restraint where only mechanical restraints were used including hand cuffs, flex cuffs and leg irons. Also included in this category were uses of the protective “shield,” spit mask, and the emergency restraint chair. Incidents recorded include those that state “mechanical restraints” were applied or a specific mechanical restraint is mentioned or “youth resisted” while cuffing or where it is clear that youth resisted application of mechanical restraints. Where it appears likely or probable that mechanical restraints were used but none of the above described factors were present, mechanical restraints were not recorded.
- *Chemical and Physical*—both chemical and physical as defined above.
- *Chemical and Mechanical*—both chemical and mechanical as described above.
- *Mechanical and Physical*—both mechanical and physical as described above.
- *Chemical, Physical and Mechanical*-- includes all reported incidents of chemical, physical and mechanical restraint as described above.

FINDINGS

Violence

Daily operational reports show a total of 4,671 incidents of violence in DJJ facilities for twelve months from January to June 2005 and January to June 2006. The majority of these incidents (3,777), were one-on-one fights between youth, followed by 341 attacks of two-or-more youth on one youth victim, 185 fights involving three or more youth, 142 group disturbances, 100 batteries on staff, 81 staff gassings, 5 sexual assaults and 40 suicide attempts. This data is illustrated in Table 1 below.

Table 1

Total Incidents of Violence by Type of Incident: January - June 2005 & 2006

		Number of Incidents	Percent
Type of Fight or Incident	1-on-1	3777	80.9
	2 (or more)-on-1	341	7.3
	3-or-more	185	4.0
	Group Disturbance	142	3.0
	Staff Battery	100	2.1
	Staff Gassing	81	1.7
	Sexual Assault	5	.1
	Suicide Attempt	40	.9
	Total	4671	100.0

Source: CDCR-DJJ Daily Operational Security Reports

From the first six months of 2005 to the first six months of 2006, daily operational reports reflect a 3.7% decrease in total incidents, from 2,379 incidents in the first six months of 2005 to 2,292 in the same period a year later. Table 2 illustrates a breakdown of types of incidents for each period.

Table 2

Incidents of Violence by Type of Incident: January - June 2005 & 2006

Count		Year		Total
		2005	2006	
Type of Incident	1-on-1	1889	1888	3777
	2 (or more)-on-1	169	172	341
	3-or-more	105	80	185
	Group Disturbance	79	63	142
	Staff Battery	58	42	100
	Staff Gassing	46	35	81
	Sexual Assault	2	3	5
	Suicide Attempt	31	9	40
Total		2379	2292	4671

Source: CDCR-DJJ Daily Operational Security Reports

Of the eight facilities, Chaderjian, O.H. Close and Ventura saw a reduction in total incidents from the first period to the second. Chaderjian daily operational reports reflect 69%

fewer incidents in the 2006 period than a year earlier. O.H. Close saw a 30% reduction in reported incidents from one year to the next and Ventura's reported incidents reduced 7%. Daily operational reports from the remaining five facilities, Dewitt, Paso Robles, Preston, Stark and Southern Clinic all show increased incidents of violence from the first period to the second. At Dewitt, incidents increased 10% from the first six months of 2005 to 2006, at Paso Robles, 9%, at Preston, 14%, at Stark, 9% and at Southern Clinic, 3%. Table 3 below illustrates frequencies of types of incidents each year at each facility.

Table 3

Incidents of Violence by Type of Incident for Eight DJJ Facilities: January - June
2005 & 2006

Count			Year		Total
Facility	Type of Fight or Incident		2005	2006	
Chaderjian		1-on-1	180	69	249
		2 (or more)-on-1	36	5	41
		3-or-more	19	1	20
		Group Disturbance	18	1	19
		Staff Battery	10	5	15
		Staff Gassing	14	4	18
		Suicide Attempt	1	2	3
		Total	278	87	365
Dewitt		1-on-1	59	68	127
		2 (or more)-on-1	4	4	8
		3-or-more	3	1	4
		Group Disturbance	1	2	3
		Staff Battery	3	2	5
		Staff Gassing	1	1	2
		Total	71	78	149
Paso Robles		1-on-1	402	422	824
		2 (or more)-on-1	2	11	13
		3-or-more	2	8	10
		Group Disturbance	6	10	16
		Staff Battery	0	1	1
		Staff Gassing	1	0	1
		Suicide Attempt	1	0	1
		Total	414	452	866
OH Close		1-on-1	197	135	332
		2 (or more)-on-1	7	5	12
		3-or-more	5	4	9
		Group Disturbance	3	5	8
		Staff Battery	3	4	7
		Staff Gassing	2	0	2
		Sexual Assault	1	0	1
		Total	218	153	371
Preston		1-on-1	450	543	993
		2 (or more)-on-1	12	15	27
		3-or-more	21	12	33
		Group Disturbance	13	19	32
		Staff Battery	12	7	19
		Staff Gassing	9	4	13
		Sexual Assault	0	2	2
		Suicide Attempt	12	1	13
		Total	529	603	1132
Stark		1-on-1	340	380	720
		2 (or more)-on-1	96	121	217
		3-or-more	47	47	94
		Group Disturbance	28	13	41
		Staff Battery	26	15	41
		Staff Gassing	12	23	35
		Sexual Assault	1	1	2
		Suicide Attempt	4	2	6
		Total	554	602	1156
Southern Clinic		1-on-1	230	223	453
		2 (or more)-on-1	11	11	22
		3-or-more	2	3	5
		Group Disturbance	2	11	13
		Staff Battery	0	4	4
		Staff Gassing	2	3	5
		Suicide Attempt	1	0	1
		Total	248	255	503
Ventura		1-on-1	31	48	79
		2 (or more)-on-1	1	0	1
		3-or-more	6	4	10
		Group Disturbance	8	2	10
		Staff Battery	4	4	8
		Staff Gassing	5	0	5
		Suicide Attempt	12	4	16
		Total	67	62	129

Source: CDCR-DJJ Daily Operational Security Reports

Incidents of violence per 100 youth were calculated for the two periods as well as the percent change in incidents over time.² From January - June 2005 to January - June 2006, Chaderjian's average population decreased by 42%. Incidents of violence per 100 youth at the facility decreased 46%. Dewitt's average population decreased 10%, but incidents of violence per 100 youth increased 22%. The average population at Paso Robles decreased by 20%, but the facility's recorded incidents of violence per 100 youth increased 37%. O.H. Close saw a 9% reduction in average population and a 23% reduction in incidents of violence. Preston's population decreased 7%, but incidents of violence per 100 youth increased 22%. Stark's average population increased 3% (Stark is the only facility that had an average population increase) and Stark's incidents of violence per 100 youth increased 6%. Southern Clinic's average population decreased 2%, and recorded incidents of violence increased 5%. Finally, the average population at Ventura decreased by 15% but incidents of violence per 100 youth increased by 9%. Table 4 illustrates average facility populations, incidents of violence per 100 youth, and percent changes from the first six months of 2005 to the first six months of 2006.

² Monthly "actual population" totals were averaged for each facility for the two six month periods. See Attachment C for DJJ population data.

Table 4

Incidents of Violence Per 100 Youth for Eight DJJ Facilities: January – June 2005 & 2006

Facility	Average Population Jan – Jun 2005	Violent Incidents Jan – Jun 2005	Incidents Per 100 Youth Jan – Jun 2005	Average Population Jan – Jun 2006	Percent Change: Population	Violent Incidents Jan – Jun 2006	Incidents Per 100 Youth Jan – Jun 2006	Percent Change: Incidents Per 100 Youth
Chaderjian	544	278	51.1	315	(-42.1%)	87	27.6	(-46%)
Dewitt	414	71	17.1	374	(-9.7%)	78	20.8	(+21.6%)
Paso Robles	262	414	158.0	209	(-20.2%)	452	216.3	(+36.9%)
OH Close	280	218	77.9	254	(-9.3%)	153	60.2	(-22.7%)
Preston	459	529	115.3	428	(-6.8%)	603	140.9	(+22.2%)
Stark	781	554	70.9	803	(+2.8%)	602	75.0	(+5.8%)
Southern Clinic	276	248	89.9	271	(-1.8%)	255	94.1	(+4.7%)
Ventura	153	67	43.8	130	(-15%)	62	47.7	(+8.9%)
DJJ Total	3169	2379	75.1	2784	(-12%)	2292	82.3	(+9.6%)

Serious Incidents

For each incident counted, the provision of corresponding serious incident reports was noted. Incidents for which serious incident reports were noted include incidents of violence as well as incidents of “NFI or other disruptive behavior” and “secure area extractions.” Serious incidents not subsumed under the nine “types of incidents” categories were not counted. Of the nine types of incidents counted, DJJ policy identifies the following as “serious” incidents: group disturbances (reported at the discretion of facility superintendents), staff batteries, staff gassings, attempted suicides and secure area extractions where extraction teams are utilized. Policy also requires reporting any incident that results in serious injury or otherwise significantly impacts facility operations.³ Table 5 illustrates total serious incident reports provided by type of incident for each facility.

³ See, *First Report of the Special Master, Appendix G: DJJ Serious Incident Reporting Policy*

Table 5

Total Serious Incident Reports by Type of Incident for Eight DJJ Facilities: January - June 2005 & 2006

Facility			Serious Incident Report		Total
			No	Yes	
Chad	Type of Fight or Incident	NFI or other disruptive behavior	83	11	94
		1-on-1	242	7	249
		2 or more-on-1	36	5	41
		3-or-more	16	4	20
		Group Disturbance	8	11	19
		Staff Battery	2	13	15
		Staff Gassing	2	16	18
		Suicide Attempt	0	3	3
		Secure Area Extraction	29	28	57
		Total	418	98	516
Dewitt	Type of Fight or Incident	NFI or other disruptive behavior	4	0	4
		1-on-1	126	1	127
		2 or more-on-1	8	0	8
		3-or-more	4	0	4
		Group Disturbance	1	2	3
		Staff Battery	1	4	5
		Staff Gassing	1	1	2
		Total	145	8	153
Paso Robles	Type of Fight or Incident	NFI or other disruptive behavior	85	1	86
		1-on-1	823	1	824
		2 or more-on-1	13	0	13
		3-or-more	9	1	10
		Group Disturbance	3	13	16
		Staff Battery	1	0	1
		Staff Gassing	0	1	1
		Suicide Attempt	0	1	1
		Total	934	18	952
OH Close	Type of Fight or Incident	NFI or other disruptive behavior	21	1	22
		1-on-1	330	2	332
		2 or more-on-1	12	0	12
		3-or-more	9	0	9
		Group Disturbance	1	7	8
		Staff Battery	1	6	7
		Staff Gassing	0	2	2
		Sexual Assault	0	1	1
		Total	374	19	393

Table 5 (cont'd)

Facility			No	Yes	Total
Preston	Type of Fight or Incident	NFI or other disruptive behavior	163	2	165
		1-on-1	986	7	993
		2 or more-on-1	27	0	27
		3-or-more	33	0	33
		Group Disturbance	7	25	32
		Staff Battery	7	12	19
		Staff Gassing	5	8	13
		Sexual Assault	1	1	2
		Suicide Attempt	2	11	13
		Secure Area Extraction	5	3	8
Total			1236	69	1305
Stark	Type of Fight or Incident	NFI or other disruptive behavior	304	5	309
		1-on-1	710	10	720
		2 or more-on-1	203	14	217
		3-or-more	81	13	94
		Group Disturbance	10	31	41
		Staff Battery	15	26	41
		Staff Gassing	5	30	35
		Sexual Assault	2	0	2
		Suicide Attempt	4	2	6
		Secure Area Extraction	23	1	24
Total			1357	132	1489
Southern Clinic	Type of Fight or Incident	NFI or other disruptive behavior	43	1	44
		1-on-1	447	6	453
		2 or more-on-1	22	0	22
		3-or-more	5	0	5
		Group Disturbance	5	8	13
		Staff Battery	2	2	4
		Staff Gassing	2	3	5
		Suicide Attempt	0	1	1
		Secure Area Extraction	1	0	1
Total			527	21	548
Ventura	Type of Fight or Incident	NFI or other disruptive behavior	60	6	66
		1-on-1	78	1	79
		2 or more-on-1	1	0	1
		3-or-more	10	0	10
		Group Disturbance	7	3	10
		Staff Battery	2	6	8
		Staff Gassing	2	3	5
		Suicide Attempt	1	15	16
		Secure Area Extraction	1	7	8
Total			162	41	203

Source: CDCR-DJJ Daily Operational Security Reports

Serious incident reporting policy requires facility staff to note whether serious incidents are “gang related.” For serious incident reports received, gang related serious incidents were reported with substantial variation between facilities. Chaderjian, Dewitt, O.H. Close and Preston serious incident reports show that roughly one-half of serious incidents are gang related. Of serious incidents at Paso Robles, more than 80% are reported as gang related. Southern Clinic reports reflect 20% of serious incidents are gang related and Stark and Ventura reports reflect fewer than 10% of serious incidents are gang related. Table 6 illustrates total gang related serious incidents by facility. Table 7 illustrates total gang related serious incidents by type of incident for each facility.

Table 6

**Total Gang Related Serious Incidents by Facility:
January - June 2005 & 2006**

Facility	Gang Related		Total
	No	Yes	
Chad	50	48	98
Dewitt	4	4	8
Paso Robles	3	15	18
OH Close	11	8	19
Preston	38	31	69
Stark	124	8	132
South Clinic	17	4	21
Ventura	40	1	41

Source: CDCR-DJJ Daily Operational Security Reports

Table 7

Total Gang Related Serious Incidents by Type of Incident for Eight DJJ Facilities: January - June 2005 & 2006

Facility			Gang Related		Total
			No	Yes	
Chad	Type of Fight or Incident	NFI or other disruptive behavior	38	8	46
		1-on-1	178	5	183
		2 or more-on-1	32	5	37
		3-or-more	15	4	19
		Group Disturbance	8	10	18
		Staff Battery	8	6	14
		Staff Gassing	15	3	18
		Suicide Attempt	3	0	3
		Secure Area Extraction	45	7	52
	Total		342	48	390
Dewitt	Type of Fight or Incident	1-on-1	58	1	59
		2 or more-on-1	4	0	4
		3-or-more	3	0	3
		Group Disturbance	1	1	2
		Staff Battery	2	2	4
		Staff Gassing	1	0	1
	Total		69	4	73
Paso Robles	Type of Fight or Incident	NFI or other disruptive behavior	0	1	1
		1-on-1	28	1	29
		2 or more-on-1	1	0	1
		3-or-more	0	1	1
		Group Disturbance	2	12	14
		Staff Gassing	1	0	1
		Suicide Attempt	1	0	1
	Total		33	15	48
OH Close	Type of Fight or Incident	NFI or other disruptive behavior	1	0	1
		1-on-1	1	1	2
		Group Disturbance	0	7	7
		Staff Battery	6	0	6
		Staff Gassing	2	0	2
		Sexual Assault	1	0	1
	Total		11	8	19

Table 7
(cont'd)

			No	Yes	Total
Preston	Type of Fight or Incident	NFI or other disruptive behavior	2	0	2
		1-on-1	3	4	7
		Group Disturbance	0	25	25
		Staff Battery	10	2	12
		Staff Gassing	8	0	8
		Sexual Assault	1	0	1
		Suicide Attempt	11	0	11
		Secure Area Extraction	3	0	3
	Total		38	31	69
Stark	Type of Fight or Incident	NFI or other disruptive behavior	5	0	5
		1-on-1	9	1	10
		2 or more-on-1	11	3	14
		3-or-more	12	1	13
		Group Disturbance	28	3	31
		Staff Battery	26	0	26
		Staff Gassing	30	0	30
		Suicide Attempt	2	0	2
		Secure Area Extraction	1	0	1
	Total		124	8	132
Southern Clinic	Type of Fight or Incident	NFI or other disruptive behavior	1	0	1
		1-on-1	6	1	7
		Group Disturbance	5	3	8
		Staff Battery	2	0	2
		Staff Gassing	3	0	3
		Suicide Attempt	1	0	1
	Total		18	4	22
Ventura	Type of Fight or Incident	NFI or other disruptive behavior	6	0	6
		1-on-1	1	0	1
		Group Disturbance	2	1	3
		Staff Battery	6	0	6
		Staff Gassing	3	0	3
		Suicide Attempt	15	0	15
		Secure Area Extraction	7	0	7
	Total		40	1	41

Source: CDCR- DJJ Daily Operational Security Reports

Uses of Force

For incidents recorded, daily operational reports generally indicate whether and which type of force is used. It is important to note that daily operational reports are not the best data

source for counting total uses of force or for distinguishing between types of force used. DJJ staff are required to report every use of force in the form of use of force reports. These reports are the best data source for identifying totals and types of force used. However, uses of force as recorded in daily operational reports provide a snapshot of the types of incidents during which force is used.

Daily operational reports reflect a total of 2,914 uses of force in DJJ facilities for a twelve month period from January to June 2005 and January to June 2006. The large majority of reported uses of force (2,506) involved chemical agents, followed by physical force reported in 218 incidents. Both chemical and physical force were used in 107 incidents. Daily operational reports show that mechanical force was used in 23 incidents and both chemical and mechanical force were reported in 17 incidents. There were 24 reported incidents in which chemical, physical and mechanical force were used. Table 8 shows totals for types of force used at all DJJ facilities.

Table 8

Total Uses of Force by Type of Force: January - June 2005 & 2006

		Number of Incidents	Percent
Type of Force Used	Chemical	2506	86.0
	Physical	218	7.5
	Mechanical	23	.8
	Chemical and Physical	107	3.7
	Chemical and Mechanical	17	.6
	Mechanical and Physical	19	.7
	Chem, Phys & Mech	24	.8
	Total	2914	100.0

Source: CDCR-DJJ Daily Operational Security Reports

Daily operational reports reflect 5% fewer uses of force in the first six months of 2006 (1,421) compared to the first six months of 2005 (1,493). Table 9 illustrates types of force used at all DJJ facilities for each six month period.

Table 9

Uses of Force by Type of Force: January - June 2005 & 2006

Count		Year		Total
		2005	2006	
Type of Force Used	Chemical	1289	1217	2506
	Physical	109	109	218
	Mechanical	11	12	23
	Chemical and Physical	57	50	107
	Chemical and Mechanical	11	6	17
	Mechanical and Physical	10	9	19
	Chem, Phys & Mech	6	18	24
Total		1493	1421	2914

Source: CDCR-DJJ Daily Operational Security Reports

The most frequent occurrence of violence across facilities is one-on-one fights between youth. At Chaderjian, uses of force in one-on-one fights decreased from 51% in 2005 to 42% in 2006. In 2005, there were a total of 38 uses of force where youth refused to follow instructions or displayed otherwise disruptive behavior. In 2006, reported uses of force for not following instructions/other disruptive behavior increased to 56. Table 10 shows uses of force by type of incident at Chaderjian for January – June 2005 and January – June 2006. Table 11 shows uses of force by type of incident *and* type of force at Chaderjian for January – June 2005 and January – June 2006.

Table 10

Chaderjian Uses of Force by Type of Incident: January - June 2005 &
2006

Count			Force Used	Total Incidents Counted
Year	Type of Incident			
2005	1-on-1		92	180
	2 or more-on-1		25	36
	3-or-more		18	19
	Group Disturbance		16	18
	Staff Assault (Battery)		2	10
	Staff Assault (Gassing)		1	14
	Suicide Attempt		0	1
	Secure Area Extraction		27	27
	Total		181	305
2006	1-on-1		29	69
	2 or more-on-1		4	5
	3-or-more		1	1
	Group Disturbance		1	1
	Staff Assault (Battery)		4	5
	Staff Assault (Gassing)		0	4
	Suicide Attempt		0	2
	Secure Area Extraction		30	30
	Total		69	117

Source: CDCR-DJJ Daily Operational Security Reports

Table 11

Chaderjian Uses of Force by Type of Force and Incident: January - June 2005 & 2006

Statistics: Count		Use of Force							Total
Year	Type of Incident	Chemical	Physical Force	Mechanical Restraint	Chemical and Physical	Chemical and Mechanical	Mechanical and Physical	Chem, Phys, & Mech	
2005	NFI or other disruptive behavior	24	13		0	0	1		38
	1-on-1	91	0		1	0	0		92
	2 or more-on-1	22	0		2	1	0		25
	3-or-more	18	0		0	0	0		18
	Group Disturbance	11	0		2	3	0		16
	Staff Battery	1	1		0	0	0		2
	Staff Gassing	1	0		0	0	0		1
	Suicide Attempt	0	0		0	0	0		0
	Secure Area Extraction	23	2		2	0	0		27
	Total	191	16		7	4	1		219
2006	NFI or other disruptive behavior	34	15	1	4		1	1	56
	1-on-1	26	1	1	1		0	0	29
	2 or more-on-1	3	0	0	1		0	0	4
	3-or-more	1	0	0	0		0	0	1
	Group Disturbance	1	0	0	0		0	0	1
	Staff Battery	0	2	0	0		0	2	4
	Staff Gassing	0	0	0	0		0	0	0
	Suicide Attempt	0	0	0	0		0	0	0
	Secure Area Extraction	22	1	0	4		0	3	30
	Total	87	19	2	10		1	6	125

Source: CDCR-DJJ Daily Operational Security Reports

At Dewitt, force was used in 24% of one-on-one fights in 2005 and in 22% of one-on-ones a year later. Table 12 shows uses of force by type of incident at Dewitt Nelson for January – June 2005 and January – June 2006. Table 13 shows uses of force by type of incident *and* type of force at Dewitt Nelson for January – June 2005 and January – June 2006.

Table 12

**Dewitt Nelson Uses of Force by Type of Incident: January - June
2005 & 2006**

Count			Force Used	Total Incidents Counted
Year	Type of Incident			
2005	1-on-1		14	59
	2 or more-on-1		1	4
	3-or-more		1	3
	Group Disturbance		1	1
	Staff Assault (Battery)		1	3
	Staff Assault (Gassing)		0	1
	Total		18	71
2006	1-on-1		15	68
	2 or more-on-1		2	4
	3-or-more		1	1
	Group Disturbance		1	2
	Staff Assault (Battery)		1	2
	Staff Assault (Gassing)		0	1
	Total		20	78

Source: CDCR-DJJ Daily Operational Security Reports

Table 13

Dewitt Nelson Use of Force by Type of Force and Incident: January - June 2005 & 2006

Count			Use of Force				Total
Year	Type of Incident		Chemical	Physical Force	Mechanical Restraint	Mechanical and Physical	
2005	1-on-1		14	0			14
	2 or more-on-1		1	0			1
	3-or-more		1	0			1
	Group Disturbance		1	0			1
	Staff Battery		0	1			1
	Staff Gassing		0	0			0
	Total		17	1			18
2006	NFI or other disruptive behavior		1	1	1	1	4
	1-on-1		15	0	0	0	15
	2 or more-on-1		2	0	0	0	2
	3-or-more		1	0	0	0	1
	Group Disturbance		1	0	0	0	1
	Staff Battery		0	0	0	1	1
	Staff Gassing		0	0	0	0	0
	Total		20	1	1	2	24

Source: CDCR-DJJ Daily Operational Security Reports

At Paso Robles, uses of force during one-on-one fights decreased from 32% in the first six months of 2005 to 28% in the first six months of 2006. Daily operational reports show an increase in uses of force where youth refused to follow instructions or were otherwise disruptive--from 23 incidents in the first six months of 2005 to 63 incidents the following year. Table 14 shows uses of force by type of incident at Paso Robles for January – June 2005 and January – June 2006. Table 15 shows uses of force by type of incident *and* type of force at Paso Robles for January – June 2005 and January – June 2006.

Table 14

Paso Robles Uses of Force by Type of Incident: January - June 2005
& 2006

Count			Force Used	Total Incidents Counted
Year	Type of Incident			
2005	Type of Incident	1-on-1	128	402
		2 or more-on-1	1	2
		3-or-more	0	2
		Group Disturbance	6	6
		Staff Assault (Gassing)	0	1
		Suicide Attempt	0	1
		Total	135	414
2006	Type of Incident	1-on-1	119	422
		2 or more-on-1	6	11
		3-or-more	2	8
		Group Disturbance	10	10
		Staff Assault (Battery)	0	1
		Total	137	452

Source: CDCR-DJJ Daily Operational Security Reports

Table 15

Paso Robles Uses of Force by Type of Force and Incident: January - June 2005 & 2006

Count			Use of Force				Total
Year	Type of Incident		Chemical	Physical Force	Chemical and Physical	Chemical and Mechanical	
2005	Type of Incident	NFI or other disruptive behavior	13	10	0		23
		1-on-1	126	1	1		128
		2 or more-on-1	1	0	0		1
		3-or-more	0	0	0		0
		Group Disturbance	6	0	0		6
		Staff Gassing	0	0	0		0
		Suicide Attempt	0	0	0		0
		Total	146	11	1		158
2006	Type of Incident	NFI or other disruptive behavior	54	7	1	1	63
		1-on-1	117	1	1	0	119
		2 or more-on-1	6	0	0	0	6
		3-or-more	2	0	0	0	2
		Group Disturbance	10	0	0	0	10
		Staff Battery	0	0	0	0	0
		Total	189	8	2	1	200

Source: CDCR-DJJ Daily Operational Security Reports

At O.H. Close, there was a slight increase in force reported during one-on-one fights from the 2005 period to the 2006 period. Table 16 shows uses of force by type of incident at O.H. Close for January – June 2005 and January – June 2006. Table 17 shows uses of force by type of incident *and* type of force at O.H. Close for January – June 2005 and January – June 2006.

Table 16

O.H. Close Uses of Force by Type of Incident: January - June 2005 & 2006

Count			Force Used	Total Incidents Counted
Year	Type of Incident			
2005	1-on-1		61	197
	2 or more-on-1		3	7
	3-or-more		2	5
	Group Disturbance		3	3
	Staff Assault (Battery)		2	3
	Staff Assault (Gassing)		0	2
	Sexual Assault		0	1
	Total		71	218
2006	1-on-1		45	135
	2 or more-on-1		4	5
	3-or-more		1	4
	Group Disturbance		5	5
	Staff Assault (Battery)		1	4
	Total		56	153

Source: CDCR-DJJ Daily Security Operational Reports

Table 17

O.H. Close Uses of Force by Type of Force and Incident: January - June 2005 & 2006

Count			Use of Force			Total
Year	Type of Incident		Chemical	Physical Force	Chemical and Mechanical	
2005	NFI or other disruptive behavior		9	1		10
	1-on-1		61	0		61
	2 or more-on-1		3	0		3
	3-or-more		2	0		2
	Group Disturbance		3	0		3
	Staff Battery		2	0		2
	Staff Gassing		0	0		0
	Sexual Assault		0	0		0
	Total		80	1		81
2006	NFI or other disruptive behavior		7	4	0	11
	1-on-1		45	0	0	45
	2 or more-on-1		4	0	0	4
	3-or-more		1	0	0	1
	Group Disturbance		4	0	1	5
	Staff Battery		1	0	0	1
	Total		62	4	1	67

Source: CDCR-DJJ Daily Security Operational Reports

Preston's daily operational reports reflect increases in overall uses of force and uses of force during one-on-one fights. In the 2005 period, force was used in 36% of one-on-one fights and in 39% of one-on-ones the following year. Table 18 shows uses of force by type of incident at Preston for January – June 2005 and January – June 2006. Table 19 shows uses of force by type of incident *and* type of force at Preston for January – June 2005 and January – June 2006.

Table 18

Preston Uses of Force by Type of Incident: January - June 2005 & 2006

Count			Force Used	Total Incidents Counted
Year	Type of Incident			
2005	Type of Incident	1-on-1	162	450
		2 or more-on-1	8	12
		3-or-more	17	21
		Group Disturbance	13	13
		Staff Assault (Battery)	6	12
		Staff Assault (Gassing)	3	9
		Suicide Attempt	3	12
		Secure Area Extraction	4	4
		Total	216	533
2006	Type of Incident	1-on-1	212	543
		2 or more-on-1	13	15
		3-or-more	10	12
		Group Disturbance	18	19
		Staff Assault (Battery)	4	7
		Staff Assault (Gassing)	0	4
		Sexual Assault	1	2
		Suicide Attempt	0	1
		Secure Area Extraction	2	4
		Total	260	607

Source: CDCR-DJJ Daily Operational Security Reports

Table 19

Preston Uses of Force by Type of Force and Incident: January - June 2005 & 2006

Year	Type of Incident	Use of Force							Total
		Chemical	Physical Force	Mechanical Restraint	Chemical and Physical	Chemical and Mechanical	Mechanical and Physical	Chem, Phys, & Mech	
2005	NFI or other disruptive behavior	69	6	6	0	1	0	1	83
	1-on-1	161	1	0	0	0	0	0	162
	2 or more-on-1	8	0	0	0	0	0	0	8
	3-or-more	16	0	0	0	1	0	0	17
	Group Disturbance	12	0	0	0	1	0	0	13
	Staff Battery	1	1	0	1	0	0	3	6
	Staff Gassing	1	0	0	1	0	1	0	3
	Suicide Attempt	1	0	1	0	0	1	0	3
	Secure Area Extraction	3	0	0	1	0	0	0	4
	Total	272	8	7	3	3	2	4	299
2006	NFI or other disruptive behavior	71	10		1	0		0	82
	1-on-1	208	1		2	1		0	212
	2 or more-on-1	12	0		0	0		1	13
	3-or-more	10	0		0	0		0	10
	Group Disturbance	17	0		1	0		0	18
	Staff Battery	2	0		1	0		1	4
	Staff Gassing	0	0		0	0		0	0
	Sexual Assault	0	0		1	0		0	1
	Suicide Attempt	0	0		0	0		0	0
	Secure Area Extraction	0	0		1	1		0	2
	Total	320	11		7	2		2	342

Source: CDCR-DJJ Daily Operational Security Reports

Stark supervisor log books reflect an overall decrease in uses of force and a decrease in uses of force during one-on-one fights. In the 2005 period, log books report force was used in 56% of one-on-one fights. In the 2006 period, force was used in 39% of one-on-ones. Logs also reflect a decrease in uses of force on youth who fail to follow instructions (178 incidents in the first six month period to 130 the following year). Table 20 shows uses of force by type of incident at Stark for January – June 2005 and January – June 2006. Table 21 shows uses of force by type of incident and type of force at Stark for January – June 2005 and January – June 2006.

Table 20

Stark Uses of Force by Type of Incident: January - June 2005 & 2006

Count			Force Used	Total Incidents Counted
Year	Type of Incident			
2005	1-on-1		192	340
	2 or more-on-1		72	96
	3-or-more		36	47
	Group Disturbance		26	28
	Staff Assault (Battery)		13	26
	Staff Assault (Gassing)		3	12
	Sexual Assault		0	1
	Suicide Attempt		1	4
	Secure Area Extraction		21	22
	Total		364	576
2006	1-on-1		149	380
	2 or more-on-1		93	121
	3-or-more		41	47
	Group Disturbance		12	13
	Staff Assault (Battery)		9	15
	Staff Assault (Gassing)		7	23
	Sexual Assault		0	1
	Suicide Attempt		0	2
	Secure Area Extraction		1	2
	Total		312	604

Source: Heman G. Stark Supervisor Log Book

Table 21

Stark Uses of Force by Type of Force and Incident: January - June 2005 & 2006

Count		Use of Force							
Year	Type of Incident	Chemical	Physical Force	Mechanical Restraint	Chemical and Physical	Chemical and Mechanical	Mechanical and Physical	Chem, Phys, & Mech	Total
2005	NFI or other disruptive behavior	101	47		25	1	4		178
	1-on-1	183	5		4	0	0		192
	2 or more-on-1	71	1		0	0	0		72
	3-or-more	34	0		2	0	0		36
	Group Disturbance	22	1		3	0	0		26
	Staff Battery	3	9		1	0	0		13
	Staff Gassing	1	1		0	0	1		3
	Sexual Assault	0	0		0	0	0		0
	Suicide Attempt	1	0		0	0	0		1
	Secure Area Extraction	10	2		8	1	0		21
	Total	426	66		43	2	5		542
2006	NFI or other disruptive behavior	85	28	2	9	1	0	5	130
	1-on-1	139	7	0	3	0	0	0	149
	2 or more-on-1	85	0	0	6	0	0	2	93
	3-or-more	35	1	0	5	0	0	0	41
	Group Disturbance	9	0	0	1	0	0	2	12
	Staff Battery	3	0	2	1	1	2	0	9
	Staff Gassing	2	2	0	1	0	1	1	7
	Sexual Assault	0	0	0	0	0	0	0	0
	Suicide Attempt	0	0	0	0	0	0	0	0
	Secure Area Extraction	1	0	0	0	0	0	0	1
	Total	359	38	4	26	2	3	10	442

Source: Heman G. Stark Supervisor Log Book

Southern Clinic daily operational reports reflect an increase in uses of force during one-on-one fights (33% of incidents to 42%) from the first six months of 2005 to the first six months of 2006. The number of reported incidents doubled in which force was used on disruptive youth or youth who failed to follow instructions. Table 22 shows uses of force by type of incident at Southern Clinic for January – June 2005 and January – June 2006. Table 23 shows uses of force by type of incident *and* type force at Southern Clinic for January – June 2005 and January – June 2006.

Table 22

**Southern Clinic Uses of Force by Type of Incident: January - June
2005 & 2006**

Count			Force Used	Total Incidents Counted
Year	Type of Incident			
2005	1-on-1		76	230
	2 or more-on-1		5	11
	3-or-more		0	2
	Group Disturbance		1	2
	Staff Assault (Gassing)		0	2
	Suicide Attempt		0	1
	Secure Area Extraction		1	1
	Total		83	249
2006	1-on-1		94	223
	2 or more-on-1		7	11
	3-or-more		3	3
	Group Disturbance		11	11
	Staff Assault (Battery)		2	4
	Staff Assault (Gassing)		0	3
	Total		117	255

Source: CDCR-DJJ Daily Security Operational Reports

Table 23

Southern Clinic Uses of Force by Type of Force and Incident: January - June 2005 & 2006

Count			Use of Force				Total
Year	Type of Incident		Chemical	Physical Force	Mechanical Restraint	Chemical and Physical	
2005	NFI or other disruptive behavior		12	3		0	15
	1-on-1		74	1		1	230
	2 or more-on-1		5	0		0	11
	3-or-more		0	0		0	2
	Group Disturbance		1	0		0	2
	Staff Gassing		0	0		0	2
	Suicide Attempt		0	0		0	1
	Secure Area Extraction		0	0		1	1
	Total		92	4		2	264
2006	NFI or other disruptive behavior		9	16	3	1	29
	1-on-1		94	0	0	0	223
	2 or more-on-1		6	1	0	0	11
	3-or-more		3	0	0	0	3
	Group Disturbance		10	0	0	1	11
	Staff Battery		0	2	0	0	4
	Staff Gassing		0	0	0	0	3
	Total		122	19	3	2	284

Source: CDCR-DJJ Daily Security Operational Reports

Ventura daily operational reports reflect a decrease in uses of force during one-on-one fights. Force was noted in 71% of fights in the 2005 period and in 67% of one-on-ones the following year. Table 22 shows uses of force by type of incident at Southern Clinic for January – June 2005 and January – June 2006. Table 23 shows uses of force by type of incident and type of force at Southern Clinic for January – June 2005 and January – June 2006.

Table 24

Ventura Uses of Force by Type of Incident: January - June 2005 & 2006

Count			Force Used	Total Incidents Counted
Year	Type of Incident			
2005	Type of Incident	1-on-1	22	31
		2 or more-on-1	1	1
		3-or-more	2	6
		Group Disturbance	6	8
		Staff Assault (Battery)	4	4
		Staff Assault (Gassing)	1	5
		Suicide Attempt	2	12
		Secure Area Extraction	9	9
	Total		47	76
2006	Type of Incident	1-on-1	32	48
		3-or-more	2	4
		Group Disturbance	2	2
		Staff Assault (Battery)	4	4
		Suicide Attempt	1	4
	Total		41	62

Source: CDCR-DJJ Daily Operational Security Reports

Table 25

Ventura Uses of Force by Type of Force and Incident: January - June 2005 & 2006

Count		Use of Force							Total
Year	Type of Incident	Chemical	Physical Force	Mechanical Restraint	Chemical and Physical	Chemical and Mechanical	Mechanical and Physical	Chem, Phys, & Mech	
2005	NFI or other disruptive behavior	26	2	3	0	0	0	1	32
	1-on-1	22	0	0	0	0	0	0	22
	2 or more-on-1	1	0	0	0	0	0	0	1
	3-or-more	2	0	0	0	0	0	0	2
	Group Disturbance	6	0	0	0	0	0	0	6
	Staff Assault (Battery)	1	0	0	1	0	1	1	4
	Staff Assault (Gassing)	1	0	0	0	0	0	0	1
	Suicide Attempt	0	0	1	0	0	1	0	2
	Secure Area Extraction	7	0	0	0	2	0	0	9
	Total	66	2	4	1	2	2	2	79
2006	NFI or other disruptive behavior	21	8	1	2		2		34
	1-on-1	32	0	0	0		0		32
	3-or-more	2	0	0	0		0		2
	Group Disturbance	2	0	0	0		0		2
	Staff Assault (Battery)	1	1	0	1		1		4
	Suicide Attempt	0	0	1	0		0		1
	Total	58	9	2	3		3		75

Source: CDCR-DJJ Daily Security Operational Reports

Attachment A

Missing Daily Operational Reports:

January 1, 2005 – June 30, 2005

Facility	Missing Daily Ops
DeWitt	January 3 January 26
Paso Robles	May 17
Southern Clinic	February 14
Ventura	January 13 January 20 April 20 June 8

January 1, 2006 – June 30, 2006

Facility	Missing Daily Operational Reports
Paso Robles	January 16, 6:00-14:00 shift January 18, 6:00-14:00 shift January 19, 6:00-14:00 shift January 20, all shifts January 21, 6:00-14:00 shift January 21, 14:00-22:00 shift January 22, 22:00-6:00 shift January 22, 6:00-14:00 shift January 30, 22:00-6:00 shift
Southern Clinic	March 24
Preston	March 18
Stark	February 11, 14:00-22:00 shift February 12, 22:00-6:00 shift
N.A. Chaderjian	February 4, 14:00-22:00 shift May 16, 14:00-22:00 shift June 30, all shifts

Attachment B

Serious Incident Reports by Month

January 1, 2005 – June 30, 2005

Facility	SIRS Reported by DJJ	SIRS Received
DeWitt	10	8
Paso Robles	10	11
Stark	129	107
Chaderjian	79	60
O.H. Close	20	17
Preston	57	53
Ventura	37	43
Southern Clinic	23	15
All Facilities	365	314

January 1, 2006 – June 30, 2006

Facility	SIRS Reported by DJJ	SIRS Received
DeWitt	2	2
Paso Robles	15	13
Stark	61	64
Chaderjian	30	28
O.H. Close	13	15
Preston	37	39
Ventura	30	27
Southern Clinic	20	26
All Facilities	208	213

Institutions & Camps Branch Serious Incident Report


January 2006

CATEGORY	DWN	EPDR	FCN	HGS	KH	NAC	OHC	PYCF	VCFF	VCFFm	NRCC	SRCC	BLVCC	MBVCC	PYVCC	WVCC	LRVCC	SCV	SCV(m)	OTHR	TOT
AE1 - Attempted Escape w/ Force	0	0	0	0	0	0	0	0	0	0	0	0	0	0	0	0	0	0	0	0	0
AE2 - Attempted Escape w/o Force	0	0	0	0	0	0	0	0	0	0	0	0	0	0	0	0	0	0	0	0	0
AS - Attempted Suicide (Wards)	0	0	0	0	0	0	0	0	0	0	0	0	0	0	0	0	0	0	0	0	0
B1 - Battery on Ward *	0	0	0	0	0	1	0	0	1	0	0	0	0	0	0	0	0	0	0	0	0
B2 - Battery on Ward w/ Weapon	0	0	0	0	0	0	0	0	0	0	0	0	0	0	0	0	0	0	0	0	0
B3 - Battery on Staff	0	0	0	0	0	0	0	0	0	0	0	0	0	0	0	0	0	0	0	0	0
B4 - Battery on Staff w/ Weapon	0	0	0	2	0	0	0	1	1	0	0	1	0	0	0	0	0	0	0	0	0
B5 - Battery on Staff w/ Foreign Substance	0	0	0	0	0	0	0	0	0	0	0	0	0	0	0	0	0	0	0	0	0
D1 - Ward/Death while in Custody	0	0	0	5	0	0	0	0	1	0	0	0	0	0	0	0	0	0	0	0	0
D2 - Staff/Death while at Work	0	0	0	0	0	0	0	0	0	0	0	0	0	0	0	0	0	0	0	0	0
DF1 - Discharge of Firearm (Ward)	0	0	0	0	0	0	0	0	0	0	0	0	0	0	0	0	0	0	0	0	0
DF2 - Discharge of Firearm (Staff)	0	0	0	0	0	0	0	0	0	0	0	0	0	0	0	0	0	0	0	0	0
DF3 - Discharge of Firearm (Other)	0	0	0	0	0	0	0	0	0	0	0	0	0	0	0	0	0	0	0	0	0
DR - Drugs	0	0	0	0	0	0	0	0	0	0	0	0	0	0	0	0	0	0	0	0	0
E1 - Escape w/ Force from Institution	0	0	0	0	0	0	0	0	0	0	0	0	0	0	0	0	0	0	0	0	0
E2 - Escape w/o Force from Institution	0	0	0	0	0	0	0	0	0	0	0	0	0	0	0	0	0	0	0	0	0
E3 - Escape w/ Force from Camp, on Fire, or on Grade	0	0	0	0	0	0	0	0	0	0	0	0	0	0	0	0	0	0	0	0	0
E4 - Escape w/o Force from Camp, on Fire, or on Grade	0	0	0	0	0	0	0	0	0	0	0	0	0	0	0	0	0	0	0	0	0
ERC - Emergency Restraint Chair	0	0	0	0	0	0	0	0	0	0	0	0	0	0	0	0	0	0	0	0	0
GD - Group Disturbance	0	1	0	0	0	0	2	2	0	0	0	2	0	0	0	0	0	0	0	0	0
GD37 - Group Disturbance w/ 37/38mm Discharge	0	0	0	1	0	0	0	1	0	0	0	0	0	0	0	0	0	0	0	0	0
GDPB - Group Disturbance w/ Pepperball Launcher	0	1	0	0	0	0	0	1	0	0	0	0	0	0	0	0	0	0	0	0	0
H1 - Homicide (Ward)	0	0	0	0	0	0	0	0	0	0	0	0	0	0	0	0	0	0	0	0	0
H2 - Homicide (Staff)	0	0	0	0	0	0	0	0	0	0	0	0	0	0	0	0	0	0	0	0	0
I1 - Injury / Ward	0	0	0	0	0	0	0	0	0	0	0	0	0	0	0	0	0	0	0	0	0
I2 - Injury / Staff	0	0	0	0	0	0	0	0	0	0	0	0	0	0	0	0	0	0	0	0	0
I3 - Injury / Other	0	0	0	0	0	0	0	0	0	0	0	0	0	0	0	0	0	0	0	0	0
IM - Involuntary Medication	0	0	0	0	0	0	0	0	0	0	0	0	0	0	0	0	0	0	0	0	0
ME - Medical Emergency	0	0	0	1	0	0	0	0	0	0	0	0	0	0	0	0	0	0	0	0	0
ME1 - Medical Emergency (Ward)	0	0	0	0	0	0	0	0	1	0	0	0	0	0	0	0	0	0	0	0	0

* As of April 2003, "Battery on Ward" (B1) is no longer recorded.

** As of July 2003, "Suicidal Gestures & Superficial Cuts" (SC) is no longer recorded.

3/30/2006



Institutions & Camps Branch Serious Incident Report

January 2006

CATEGORY	DWN	EPAR	FCN	HGS	KH	NAC	OHC	PYCF	VC(F)	VC(Fm)	NRCC	SRCC	BLVCC	MBYCC	PGYCC	WRYCC	LRYCC	SCV(I)	SCV(m)	OTHR	TOT
E1a - Medical Emergency - Ward (Accident)	0	0	0	0	0	0	0	0	0	0	0	0	0	0	0	0	0	0	0	0	0
ME1b - Medical Emergency - Ward (Illness)	0	0	0	0	0	0	0	0	0	0	0	0	0	0	0	0	0	0	0	0	0
ME1c - Medical Emergency - Ward (Battery)	0	1	0	0	1	0	0	0	0	0	0	0	0	0	0	0	0	0	0	0	0
ME1d - Medical Emergency - Ward (Attempted Suicide)	0	0	0	0	0	0	0	0	0	0	0	0	0	0	0	0	0	0	0	0	0
ME1e - Medical Emergency - Ward (Other)	0	0	0	0	0	0	0	0	0	0	0	0	0	0	0	0	0	0	0	0	0
ME2 - Medical Emergency (Staff)	0	0	0	0	0	0	0	0	0	0	0	0	0	0	0	0	0	0	0	0	0
ME2a - Medical Emergency - Staff (Accident)	0	0	0	0	0	0	0	0	0	0	0	0	0	0	0	0	0	0	0	0	0
ME2b - Medical Emergency - Staff (Illness)	0	0	0	0	0	0	0	0	0	0	0	0	0	0	0	0	0	0	0	0	0
ME2c - Medical Emergency - Staff (Battery)	0	0	0	0	0	0	0	0	0	0	0	0	0	0	0	0	0	0	0	0	0
ME2d - Medical Emergency - Staff (Attempted Suicide)	0	0	0	0	0	0	0	0	0	0	0	0	0	0	0	0	0	0	0	0	0
ME2e - Medical Emergency - Staff (Other)	0	0	0	0	0	0	0	0	0	0	0	0	0	0	0	0	0	0	0	0	0
ME3 - Medical Emergency (Other)	0	0	0	0	0	0	0	0	0	0	0	0	0	0	0	0	0	0	0	0	0
ME3a - Medical Emergency - Other (Accident)	0	0	0	0	0	0	0	0	0	0	0	0	0	0	0	0	0	0	0	0	0
ME3b - Medical Emergency - Other (Illness)	0	0	0	0	0	0	0	0	0	0	0	0	0	0	0	0	0	0	0	0	0
ME3c - Medical Emergency - Other (Battery)	0	0	0	0	0	0	0	0	0	0	0	0	0	0	0	0	0	0	0	0	0
ME3d - Medical Emergency - Other (Attempted Suicide)	0	0	0	0	0	0	0	0	0	0	0	0	0	0	0	0	0	0	0	0	0
ME3e - Medical Emergency - Other (Other)	0	0	0	0	0	0	0	0	0	0	0	0	0	0	0	0	0	0	0	0	0
PB - Pepperball Launcher Used	0	1	0	0	0	1	0	0	0	0	0	0	0	0	0	0	0	0	0	0	0
RX - Room Extraction	0	0	0	0	0	0	0	0	0	0	0	0	0	0	0	0	0	0	0	0	0
RX-C - Room Extraction - Chemical	0	0	0	0	0	0	0	0	0	0	0	0	0	0	0	0	0	0	0	0	0
RX-P - Room Extraction - Physical	0	0	0	0	0	0	0	0	0	0	0	0	0	0	0	0	0	0	0	0	0
S - Suicide	0	0	0	0	0	0	0	0	0	0	0	0	0	0	0	0	0	0	0	0	0
SA - Sexual Assault (Alleged)	0	0	0	0	0	0	0	0	0	0	0	0	0	0	0	0	0	0	0	0	0
SG - Suicidal Gestures & Superficial Cuts **	0	0	0	0	0	0	0	0	0	0	0	0	0	0	0	0	0	0	0	0	0
SR - Soft Restraint to Fixed Object	0	0	0	0	0	0	0	0	0	0	0	0	0	0	0	0	0	0	0	0	0
SRN - Soft Restraint Not to Fixed Object	0	0	0	0	0	0	0	0	0	0	0	0	0	0	0	0	0	0	0	0	0
WA - Walk Aways	0	0	0	0	0	0	0	0	0	0	0	0	0	0	0	0	0	0	0	0	0
TOTAL	0	4	0	10	0	2	2	6	8	0	0	5	0	0	0	0	0	0	0	0	0

* As of April 2003, "Battery on Ward" (B1) is no longer recorded.

** As of July 2003, "Suicidal Gestures & Superficial Cuts" (SG) is no longer recorded.

Institutions & Camps Branch
Serious Incident Report

February 2006

CATEGORY	January 2000																	February 2000																	March 2000																	April 2000																	May 2000																	June 2000																	July 2000																	August 2000																	September 2000																	October 2000																	November 2000																	December 2000																	TOTAL																																																																																																																																																																																																																																																																																																																																																																																																																																																																																																																																																																																																																																																																																																																																																																																																																																																																																																																																																																																																																																																																																																																																																																																																																																																																																																																																																																																																																																																																																																																																																																																		
	DWN	EPDR	FCN	HGS	KH	NAC	OHC	PYCF	VC(F)	VC(Fm)	NRCC	SRCC	BLVCC	MBVCC	PYVCC	WRVCC	LRVCC	SCV(m)	OTHR	TOTAL	DWN	EPDR	FCN	HGS	KH	NAC	OHC	PYCF	VC(F)	VC(Fm)	NRCC	SRCC	BLVCC	MBVCC	PYVCC	WRVCC	LRVCC	SCV(m)	OTHR	TOTAL	DWN	EPDR	FCN	HGS	KH	NAC	OHC	PYCF	VC(F)	VC(Fm)	NRCC	SRCC	BLVCC	MBVCC	PYVCC	WRVCC	LRVCC	SCV(m)	OTHR	TOTAL	DWN	EPDR	FCN	HGS	KH	NAC	OHC	PYCF	VC(F)	VC(Fm)	NRCC	SRCC	BLVCC	MBVCC	PYVCC	WRVCC	LRVCC	SCV(m)	OTHR	TOTAL	DWN	EPDR	FCN	HGS	KH	NAC	OHC	PYCF	VC(F)	VC(Fm)	NRCC	SRCC	BLVCC	MBVCC	PYVCC	WRVCC	LRVCC	SCV(m)	OTHR	TOTAL	DWN	EPDR	FCN	HGS	KH	NAC	OHC	PYCF	VC(F)	VC(Fm)	NRCC	SRCC	BLVCC	MBVCC	PYVCC	WRVCC	LRVCC	SCV(m)	OTHR	TOTAL	DWN	EPDR	FCN	HGS	KH	NAC	OHC	PYCF	VC(F)	VC(Fm)	NRCC	SRCC	BLVCC	MBVCC	PYVCC	WRVCC	LRVCC	SCV(m)	OTHR	TOTAL	DWN	EPDR	FCN	HGS	KH	NAC	OHC	PYCF	VC(F)	VC(Fm)	NRCC	SRCC	BLVCC	MBVCC	PYVCC	WRVCC	LRVCC	SCV(m)	OTHR	TOTAL	DWN	EPDR	FCN	HGS	KH	NAC	OHC	PYCF	VC(F)	VC(Fm)	NRCC	SRCC	BLVCC	MBVCC	PYVCC	WRVCC	LRVCC	SCV(m)	OTHR	TOTAL	DWN	EPDR	FCN	HGS	KH	NAC	OHC	PYCF	VC(F)	VC(Fm)	NRCC	SRCC	BLVCC	MBVCC	PYVCC	WRVCC	LRVCC	SCV(m)	OTHR	TOTAL	DWN	EPDR	FCN	HGS	KH	NAC	OHC	PYCF	VC(F)	VC(Fm)	NRCC	SRCC	BLVCC	MBVCC	PYVCC	WRVCC	LRVCC	SCV(m)	OTHR	TOTAL	DWN	EPDR	FCN	HGS	KH	NAC	OHC	PYCF	VC(F)	VC(Fm)	NRCC	SRCC	BLVCC	MBVCC	PYVCC	WRVCC	LRVCC	SCV(m)	OTHR	TOTAL	DWN	EPDR	FCN	HGS	KH	NAC	OHC	PYCF	VC(F)	VC(Fm)	NRCC	SRCC	BLVCC	MBVCC	PYVCC	WRVCC	LRVCC	SCV(m)	OTHR	TOTAL	DWN	EPDR	FCN	HGS	KH	NAC	OHC	PYCF	VC(F)	VC(Fm)	NRCC	SRCC	BLVCC	MBVCC	PYVCC	WRVCC	LRVCC	SCV(m)	OTHR	TOTAL	DWN	EPDR	FCN	HGS	KH	NAC	OHC	PYCF	VC(F)	VC(Fm)	NRCC	SRCC	BLVCC	MBVCC	PYVCC	WRVCC	LRVCC	SCV(m)	OTHR	TOTAL	DWN	EPDR	FCN	HGS	KH	NAC	OHC	PYCF	VC(F)	VC(Fm)	NRCC	SRCC	BLVCC	MBVCC	PYVCC	WRVCC	LRVCC	SCV(m)	OTHR	TOTAL	DWN	EPDR	FCN	HGS	KH	NAC	OHC	PYCF	VC(F)	VC(Fm)	NRCC	SRCC	BLVCC	MBVCC	PYVCC	WRVCC	LRVCC	SCV(m)	OTHR	TOTAL	DWN	EPDR	FCN	HGS	KH	NAC	OHC	PYCF	VC(F)	VC(Fm)	NRCC	SRCC	BLVCC	MBVCC	PYVCC	WRVCC	LRVCC	SCV(m)	OTHR	TOTAL	DWN	EPDR	FCN	HGS	KH	NAC	OHC	PYCF	VC(F)	VC(Fm)	NRCC	SRCC	BLVCC	MBVCC	PYVCC	WRVCC	LRVCC	SCV(m)	OTHR	TOTAL	DWN	EPDR	FCN	HGS	KH	NAC	OHC	PYCF	VC(F)	VC(Fm)	NRCC	SRCC	BLVCC	MBVCC	PYVCC	WRVCC	LRVCC	SCV(m)	OTHR	TOTAL	DWN	EPDR	FCN	HGS	KH	NAC	OHC	PYCF	VC(F)	VC(Fm)	NRCC	SRCC	BLVCC	MBVCC	PYVCC	WRVCC	LRVCC	SCV(m)	OTHR	TOTAL	DWN	EPDR	FCN	HGS	KH	NAC	OHC	PYCF	VC(F)	VC(Fm)	NRCC	SRCC	BLVCC	MBVCC	PYVCC	WRVCC	LRVCC	SCV(m)	OTHR	TOTAL	DWN	EPDR	FCN	HGS	KH	NAC	OHC	PYCF	VC(F)	VC(Fm)	NRCC	SRCC	BLVCC	MBVCC	PYVCC	WRVCC	LRVCC	SCV(m)	OTHR	TOTAL	DWN	EPDR	FCN	HGS	KH	NAC	OHC	PYCF	VC(F)	VC(Fm)	NRCC	SRCC	BLVCC	MBVCC	PYVCC	WRVCC	LRVCC	SCV(m)	OTHR	TOTAL	DWN	EPDR	FCN	HGS	KH	NAC	OHC	PYCF	VC(F)	VC(Fm)	NRCC	SRCC	BLVCC	MBVCC	PYVCC	WRVCC	LRVCC	SCV(m)	OTHR	TOTAL	DWN	EPDR	FCN	HGS	KH	NAC	OHC	PYCF	VC(F)	VC(Fm)	NRCC	SRCC	BLVCC	MBVCC	PYVCC	WRVCC	LRVCC	SCV(m)	OTHR	TOTAL	DWN	EPDR	FCN	HGS	KH	NAC	OHC	PYCF	VC(F)	VC(Fm)	NRCC	SRCC	BLVCC	MBVCC	PYVCC	WRVCC	LRVCC	SCV(m)	OTHR	TOTAL	DWN	EPDR	FCN	HGS	KH	NAC	OHC	PYCF	VC(F)	VC(Fm)	NRCC	SRCC	BLVCC	MBVCC	PYVCC	WRVCC	LRVCC	SCV(m)	OTHR	TOTAL	DWN	EPDR	FCN	HGS	KH	NAC	OHC	PYCF	VC(F)	VC(Fm)	NRCC	SRCC	BLVCC	MBVCC	PYVCC	WRVCC	LRVCC	SCV(m)	OTHR	TOTAL	DWN	EPDR	FCN	HGS	KH	NAC	OHC	PYCF	VC(F)	VC(Fm)	NRCC	SRCC	BLVCC	MBVCC	PYVCC	WRVCC	LRVCC	SCV(m)	OTHR	TOTAL	DWN	EPDR	FCN	HGS	KH	NAC	OHC	PYCF	VC(F)	VC(Fm)	NRCC	SRCC	BLVCC	MBVCC	PYVCC	WRVCC	LRVCC	SCV(m)	OTHR	TOTAL	DWN	EPDR	FCN	HGS	KH	NAC	OHC	PYCF	VC(F)	VC(Fm)	NRCC	SRCC	BLVCC	MBVCC	PYVCC	WRVCC	LRVCC	SCV(m)	OTHR	TOTAL	DWN	EPDR	FCN	HGS	KH	NAC	OHC	PYCF	VC(F)	VC(Fm)	NRCC	SRCC	BLVCC	MBVCC	PYVCC	WRVCC	LRVCC	SCV(m)	OTHR	TOTAL	DWN	EPDR	FCN	HGS	KH	NAC	OHC	PYCF	VC(F)	VC(Fm)	NRCC	SRCC	BLVCC	MBVCC	PYVCC	WRVCC	LRVCC	SCV(m)	OTHR	TOTAL	DWN	EPDR	FCN	HGS	KH	NAC	OHC	PYCF	VC(F)	VC(Fm)	NRCC	SRCC	BLVCC	MBVCC	PYVCC	WRVCC	LRVCC	SCV(m)	OTHR	TOTAL	DWN	EPDR	FCN	HGS	KH	NAC	OHC	PYCF	VC(F)	VC(Fm)	NRCC	SRCC	BLVCC	MBVCC	PYVCC	WRVCC	LRVCC	SCV(m)	OTHR	TOTAL	DWN	EPDR	FCN	HGS	KH	NAC	OHC	PYCF	VC(F)	VC(Fm)	NRCC	SRCC	BLVCC	MBVCC	PYVCC	WRVCC	LRVCC	SCV(m)	OTHR	TOTAL	DWN	EPDR	FCN	HGS	KH	NAC	OHC	PYCF	VC(F)	VC(Fm)	NRCC	SRCC	BLVCC	MBVCC	PYVCC	WRVCC	LRVCC	SCV(m)	OTHR	TOTAL	DWN	EPDR	FCN	HGS	KH	NAC	OHC	PYCF	VC(F)	VC(Fm)	NRCC	SRCC	BLVCC	MBVCC	PYVCC	WRVCC	LRVCC	SCV(m)	OTHR	TOTAL	DWN	EPDR	FCN	HGS	KH	NAC	OHC	PYCF	VC(F)	VC(Fm)	NRCC	SRCC	BLVCC	MBVCC	PYVCC	WRVCC	LRVCC	SCV(m)	OTHR	TOTAL	DWN	EPDR	FCN	HGS	KH	NAC	OHC	PYCF	VC(F)	VC(Fm)	NRCC	SRCC	BLVCC	MBVCC	PYVCC	WRVCC	LRVCC	SCV(m)	OTHR	TOTAL	DWN	EPDR	FCN	HGS	KH	NAC	OHC	PYCF	VC(F)	VC(Fm)	NRCC	SRCC	BLVCC	MBVCC	PYVCC	WRVCC	LRVCC	SCV(m)	OTHR	TOTAL	DWN	EPDR	FCN	HGS	KH	NAC	OHC	PYCF	VC(F)	VC(Fm)	NRCC	SRCC	BLVCC	MBVCC	PYVCC	WRVCC	LRVCC	SCV(m)	OTHR	TOTAL	DWN	EPDR	FCN	HGS	KH	NAC	OHC	PYCF	VC(F)	VC(Fm)	NRCC	SRCC	BLVCC	MBVCC	PYVCC	WRVCC	LRVCC	SCV(m)	OTHR	TOTAL	DWN	EPDR	FCN	HGS	KH	NAC	OHC	PYCF	VC(F)	VC(Fm)	NRCC	SRCC	BLVCC	MBVCC	PYVCC	WRVCC	LRVCC	SCV(m)	OTHR	TOTAL	DWN	EPDR	FCN	HGS	KH	NAC	OHC	PYCF	VC(F)	VC(Fm)	NRCC	SRCC	BLVCC	MBVCC	PYVCC	WRVCC	LRVCC	SCV(m)	OTHR	TOTAL	DWN	EPDR	FCN	HGS	KH	NAC	OHC	PYCF	VC(F)	VC(Fm)	NRCC	SRCC	BLVCC	MBVCC	PYVCC	WRVCC	LRVCC	SCV(m)	OTHR	TOTAL	DWN	EPDR	FCN	HGS	KH	NAC	OHC	PYCF	VC(F)	VC(Fm)	NRCC	SRCC	BLVCC	MBVCC	PYVCC	WRVCC	LRVCC	SCV(m)	OTHR	TOTAL	DWN	EPDR	FCN	HGS	KH	NAC	OHC	PYCF	VC(F)	VC(Fm)	NRCC	SRCC	BLVCC	MBVCC	PYVCC	WRVCC	LRVCC	SCV(m)	OTHR	TOTAL	DWN	EPDR	FCN	HGS	KH	NAC	OHC	PYCF	VC(F)	VC(Fm)	NRCC	SRCC	BLVCC	MBVCC	PYVCC	WRVCC	LRVCC	SCV(m)	OTHR	TOTAL	DWN	EPDR	FCN	HGS	KH	NAC	OHC	PYCF	VC(F)	VC(Fm)	NRCC	SRCC	BLVCC	MBVCC	PYVCC	WRVCC	LRVCC	SCV(m)	OTHR	TOTAL	DWN	EPDR	FCN	HGS	KH	NAC	OHC	PYCF	VC(F)	VC(Fm)	NRCC	SRCC	BLVCC	MBVCC	PYVCC	WRVCC	LRVCC	SCV(m)	OTHR	TOTAL	DWN	EPDR	FCN	HGS	KH	NAC	OHC	PYCF	VC(F)	VC(Fm)	NRCC	SRCC	BLVCC	MBVCC	PYVCC	WRVCC	LRVCC	SCV(m)	OTHR	TOTAL	DWN	EPDR	FCN	HGS	KH	NAC	OHC	PYCF	VC(F)	VC(Fm)	NRCC	SRCC	BLVCC	MBVCC	PYVCC	WRVCC	LRVCC	SCV(m)	OTHR	TOTAL	DWN	EPDR	FCN	HGS	KH	NAC	OHC	PYCF	VC(F)	VC(Fm)	NRCC	SRCC	BLVCC	MBVCC	PYVCC	WRVCC	LRVCC	SCV(m)	OTHR	TOTAL	DWN	EPDR	FCN	HGS	KH	NAC	OHC	PYCF	VC(F)	VC(Fm)	NRCC	SRCC	BLVCC	MBVCC	PYVCC	WRVCC	LRVCC	SCV(m)	OTHR	TOTAL	DWN	EPDR	FCN	HGS	KH	NAC	OHC	PYCF	VC(F)	VC(Fm)	NRCC	SRCC	BLVCC	MBVCC	PYVCC	WRVCC	LRVCC	SCV(m)	OTHR	TOTAL	DWN	EPDR	FCN	HGS	KH	NAC	OHC	PYCF	VC(F)	VC(Fm)	NRCC	SRCC	BLVCC	MBVCC	PYVCC	WRVCC	LRVCC	SCV(m)	OTHR	TOTAL	DWN	EPDR	FCN	HGS	KH	NAC	OHC	PYCF	VC(F)	VC(Fm)	NRCC	SRCC	BLVCC	MBVCC	PYVCC	WRVCC	LRVCC	SCV(m)	OTHR	TOTAL	DWN	EPDR	FCN	HGS	KH	NAC	OHC	PYCF	VC(F)	VC(Fm)	NRCC	SRCC	BLVCC	MBVCC	PYVCC	WRVCC	LRVCC	SCV(m)	OTHR	TOTAL	DWN	EPDR	FCN	HGS	KH	NAC	OHC	PYCF	VC(F)	VC(Fm)	NRCC	SRCC	BLVCC	MBVCC	PYVCC	WRVCC	LRVCC	SCV(m)	OTHR	TOTAL	DWN	EPDR	FCN	HGS	KH	NAC	OHC	PYCF	VC(F)	VC(Fm)	NRCC	SRCC	BLVCC	MBVCC	PYVCC	WRVCC	LRVCC	SCV(m)	OTHR	TOTAL	DWN	EPDR	FCN	HGS	KH	NAC	OHC	PYCF	VC(F)	VC(Fm)	NRCC	SRCC	BLVCC	MBVCC	PYVCC	WRVCC	LRVCC	SCV(m)	OTHR	TOTAL	DWN	EPDR	FCN	HGS	KH	NAC	OHC	PYCF	VC(F)	VC(Fm)	NRCC	SRCC	BLVCC	MBVCC	PYVCC	WRVCC	LRVCC	SCV(m)	OTHR	TOTAL	DWN	EPDR	FCN	HGS	KH	NAC	OHC	PYCF	VC(F)	VC(Fm)	NRCC	SRCC	BLVCC	MBVCC	PYVCC	WRVCC	LRVCC	SCV(m)	OTHR	TOTAL	DWN	EPDR	FCN	HGS	KH	NAC	OHC	PYCF	VC(F)	VC(Fm)	NRCC	SRCC	BLVCC	MBVCC	PYVCC	WRVCC	LRVCC	SCV(m)	OTHR	TOTAL	DWN	EPDR	FCN	HGS	KH	NAC	OHC	PYCF	VC(F)	VC(Fm)	NRCC	SRCC	BLVCC	MBVCC	PYVCC	WRVCC	LRVCC	SCV(m)	OTHR	TOTAL	DWN	EPDR	FCN	HGS	KH	NAC	OHC	PYCF	VC(F)	VC(Fm)	NRCC	SRCC	BLVCC	MBVCC	PYVCC	WRVCC	LRVCC	SCV(m)	OTHR	TOTAL	DWN	EPDR	FCN	HGS	KH	NAC	OHC	PYCF	VC(F)	VC(Fm)	NRCC	SRCC	BLVCC	MBVCC	PYVCC	WRVCC	LRVCC	SCV(m)	OTHR	TOTAL	DWN	EPDR	FCN	HGS	KH	NAC	OHC	PYCF	VC(F)	VC(Fm)	NRCC	SRCC	BLVCC	MBVCC	PYVCC	WRVCC	LRVCC	SCV(m)	OTHR	TOTAL	DWN	EPDR	FCN	HGS	KH	NAC	OHC	PYCF	VC(F)	VC(Fm)	NRCC	SRCC	BLVCC	MBVCC	PYVCC	WRVCC	LRVCC	SCV(m)	OTHR	TOTAL	DWN	EPDR	FCN	HGS	KH	NAC	OHC	PYCF	VC(F)	VC(Fm)	NRCC	SRCC	BLVCC	MBVCC	PYVCC	WRVCC	LRVCC	SCV(m)	OTHR	TOTAL	DWN	EPDR	FCN	HGS	KH	NAC	OHC	PYCF	VC(F)	VC(Fm)	NRCC	SRCC	BLVCC	MBVCC	PYVCC	WRVCC	LRVCC	SCV(m)	OTHR	TOTAL	DWN	EPDR	FCN	HGS	KH	NAC	OHC	PYCF	VC(F)	VC(Fm)	NRCC	SRCC	BLVCC	MBVCC	PYVCC	WRVCC	LRVCC	SCV(m)	OTHR	TOTAL	DWN	EPDR	FCN	HGS	KH	NAC	OHC	PYCF	VC(F)	VC(Fm)	NRCC	SRCC	BLVCC	MBVCC	PYVCC	WRVCC	LRVCC	SCV(m)	OTHR	TOTAL	DWN	EPDR	FCN	HGS	KH	NAC	OHC	PYCF	VC(F)	VC(Fm)	NRCC	SRCC	BLVCC	MBVCC	PYVCC	WRVCC	LRVCC	SCV(m)	OTHR	TOTAL	DWN	EPDR	FCN	HGS	KH	NAC	OHC	PYCF	VC(F)	VC(Fm)	NRCC	SRCC	BLVCC	MBVCC	PYVCC	WRVCC	LRVCC	SCV(m)	OTHR	TOTAL	DWN	EPDR	FCN	HGS	KH	NAC	OHC	PYCF	VC(F)	VC(Fm)	NRCC	SRCC	BLVCC	MBVCC	PYVCC	WRVCC	LRVCC	SCV(m)	OTHR	TOTAL	DWN	EPDR	FCN	HGS	KH	NAC	OHC	PYCF	VC(F)	VC(Fm)	NRCC	SRCC	BLVCC	MBVCC	PYVCC	WRVCC	LRVCC	SCV(m)	OTHR	TOTAL	DWN	EPDR	FCN	HGS	KH	NAC	OHC	PYCF	VC(F)	VC(Fm)	NRCC	SRCC	BLVCC	MBVCC	PYVCC	WRVCC	LRVCC	SCV(m)	OTHR	TOTAL	DWN	EPDR	FCN	HGS	KH	NAC	OHC	PYCF	VC(F)	VC(Fm)	NRCC	SRCC	BLVCC	MBVCC	PYVCC	WRVCC	LRVCC	SCV(m)	OTHR	TOTAL	DWN	EPDR	FCN	HGS	KH	NAC	OHC	PYCF	VC(F)	VC(Fm)	NRCC	SRCC	BLVCC	MBVCC	PYVCC	WRVCC	LRVCC	SCV(m)	OTHR	TOTAL	DWN	EPDR	FCN	HGS	KH	NAC	OHC	PYCF	VC(F)	VC(Fm)	NRCC	SRCC	BLVCC	MBVCC	PYVCC	WRVCC	LRVCC	SCV(m)	OTHR	TOTAL	DWN	EPDR	FCN	HGS	KH	NAC	OHC	PYCF	VC(F)	VC(Fm)	NRCC	SRCC	BLVCC	MBVCC	PYVCC	WRVCC	LRVCC	SCV(m)	OTHR	TOTAL	DWN	EPDR	FCN	HGS	KH	NAC	OHC	PYCF	VC(F)	VC(Fm)	NRCC	SRCC	BLVCC	MBVCC	PYVCC	WRVCC	LRVCC	SCV(m)	OTHR	TOTAL	DWN	EPDR	FCN	HGS	KH	NAC	OHC	PYCF	VC(F)	VC(Fm)	NRCC	SRCC	BLVCC	MBVCC	PYVCC	WRVCC	LRVCC	SCV(m)	OTHR	TOTAL	DWN	EPDR	FCN	HGS	KH	NAC	OHC

* As of April 2003, "Battery on Ward" (B1) is no longer recorded.
** As of July 2003, "Suicidal Gestures & Superficial Cuts" (SG) is no longer recorded.
3/30/2006

Institutions & Camps Branch
Serious Incident Report

February 2006

CATEGORY	DWN	EPUR	FCN	HGS	KH	MAC	OHC	PGCF	VCFF	VCFF(m)	NRCC	SRCC	BLVCC	MBVCC	PGVCC	WRVCC	LRYCC	SCV(f)	SCV(m)	OTHR	TOT
ME1a - Medical Emergency - Ward (Accident)	0	0	0	0	1	0	1	0	0	0	0	0	0	0	0	0	0	0	0	0	0
ME1b - Medical Emergency - Ward (Illness)	0	0	0	0	0	0	0	0	1	0	0	0	0	0	0	0	0	0	0	0	0
ME1c - Medical Emergency - Ward (Battery)	0	0	0	0	0	0	0	0	1	0	0	0	0	0	0	0	0	0	0	0	0
ME1d - Medical Emergency - Ward (Attempted Suicide)	0	0	0	0	0	0	0	0	0	0	0	0	0	0	0	0	0	0	0	0	0
ME1e - Medical Emergency - Ward (Other)	0	0	0	0	0	0	1	3	2	0	0	1	0	0	0	0	0	0	0	0	0
ME2 - Medical Emergency (Staff)	0	0	0	0	0	0	0	0	0	0	0	0	0	0	0	0	0	0	0	0	0
ME2a - Medical Emergency - Staff (Accident)	0	0	0	0	0	0	0	0	0	0	0	0	0	0	0	0	0	0	0	0	0
ME2b - Medical Emergency - Staff (Illness)	0	0	0	0	0	0	1	1	0	0	0	0	0	0	0	0	0	0	0	0	0
ME2c - Medical Emergency - Staff (Battery)	0	0	0	0	0	0	0	0	0	0	0	0	0	0	0	0	0	0	0	0	0
ME2d - Medical Emergency - Staff (Attempted Suicide)	0	0	0	0	0	0	0	0	0	0	0	0	0	0	0	0	0	0	0	0	0
ME2e - Medical Emergency - Staff (Other)	0	0	0	0	0	0	0	0	0	0	0	0	0	0	0	0	0	0	0	0	0
ME3 - Medical Emergency (Other)	0	0	0	0	0	0	0	0	0	0	0	0	0	0	0	0	0	0	0	0	0
ME3a - Medical Emergency - Other (Accident)	0	0	0	0	0	0	0	0	0	0	0	0	0	0	0	0	0	0	0	0	0
ME3b - Medical Emergency - Other (Illness)	0	0	0	0	0	0	0	0	0	0	0	0	0	0	0	0	0	0	0	0	0
ME3c - Medical Emergency - Other (Battery)	0	0	0	0	0	0	0	0	0	0	0	0	0	0	0	0	0	0	0	0	0
ME3d - Medical Emergency - Other (Attempted Suicide)	0	0	0	0	0	0	0	0	0	0	0	0	0	0	0	0	0	0	0	0	0
ME3e - Medical Emergency - Other (Other)	0	0	0	0	0	0	0	0	0	0	0	0	0	0	0	0	0	0	0	0	0
PB - Pepperball Launcher Used	0	1	0	0	0	4	0	0	0	0	0	1	0	0	0	0	0	0	0	0	0
RX - Room Extraction	0	0	0	0	0	0	0	0	0	0	0	0	0	0	0	0	0	0	0	0	0
RX-C - Room Extraction - Chemical	0	0	0	0	0	0	0	0	0	0	0	0	0	0	0	0	0	0	0	0	0
RX-P - Room Extraction - Physical	0	0	0	0	0	0	0	0	0	0	0	0	0	0	0	0	0	0	0	0	0
S - Suicide	0	0	0	0	0	0	0	0	0	0	0	0	0	0	0	0	0	0	0	0	0
SA - Sexual Assault (Alleged)	0	0	0	0	0	0	0	1	0	0	0	0	0	0	0	0	0	0	0	0	0
SG - Suicidal Gestures & Superficial Cuts **	0	0	0	0	0	0	0	0	0	0	0	0	0	0	0	0	0	0	0	0	0
SR - Soft Restraint to Fixed Object	0	0	0	0	0	0	0	0	0	0	0	0	0	0	0	0	0	0	0	0	0
SRN - Soft Restraint Not to Fixed Object	0	0	0	0	0	0	0	0	0	0	0	0	0	0	0	0	0	0	0	0	0
WA - Walk Aways	0	0	0	0	0	0	0	0	0	0	0	0	0	0	0	0	0	0	0	0	0
TOTAL	1	1	0	11	0	5	5	9	3	0	0	4	0	0	0	0	0	0	0	0	0

* As of April 2003, "Battery on Ward" (B1) is no longer recorded.

** As of July 2003, "Suicidal Gestures & Superficial Cuts" (SG) is no longer recorded.

Institutions & Camps Branch Serious Incident Report

March 2006

CATEGORY	DWN	EPDR	FCN	HQS	KH	NAC	OHC	PYCF	YCFH	YCFM	NRCC	SRCC	BLVCC	MBVCC	PRVCC	WHVCC	LRVCC	SCVH	SCVM	OTHR	TOTAL
ME1a - Medical Emergency - Ward (Accident)	0	0	0	0	0	0	0	0	0	0	0	0	0	0	0	0	0	0	0	0	0
ME1b - Medical Emergency - Ward (Illness)	0	0	0	0	0	0	0	0	0	0	0	0	0	0	0	0	0	0	0	0	0
ME1c - Medical Emergency - Ward (Battery)	0	0	0	0	0	0	0	0	0	0	0	2	0	0	0	0	0	0	0	0	1
ME1d - Medical Emergency - Ward (Attempted Suicide)	0	0	0	0	0	0	0	0	0	0	0	0	0	0	0	0	0	0	0	0	0
ME1e - Medical Emergency - Ward (Other)	0	0	0	0	0	0	0	0	1	0	0	0	0	0	0	0	0	0	0	0	1
ME2 - Medical Emergency (Staff)	0	0	0	0	0	0	0	0	0	0	0	0	0	0	0	0	0	0	0	0	0
ME2a - Medical Emergency - Staff (Accident)	0	0	0	0	0	0	0	0	0	0	0	0	0	0	0	0	0	0	0	0	0
ME2b - Medical Emergency - Staff (Illness)	0	0	0	0	0	0	0	1	0	0	0	0	0	0	0	0	0	0	0	0	1
ME2c - Medical Emergency - Staff (Battery)	0	0	0	0	0	0	0	0	0	0	0	0	0	0	0	0	0	0	0	0	0
ME2d - Medical Emergency - Staff (Attempted Suicide)	0	0	0	0	0	0	0	0	0	0	0	0	0	0	0	0	0	0	0	0	0
ME2e - Medical Emergency - Staff (Other)	0	0	0	0	0	0	0	0	0	0	0	0	0	0	0	0	0	0	0	0	0
ME3 - Medical Emergency (Other)	0	0	0	0	0	0	0	0	0	0	0	0	0	0	0	0	0	0	0	0	0
ME3a - Medical Emergency - Other (Accident)	0	0	0	0	0	0	0	0	0	0	0	0	0	0	0	0	0	0	0	0	0
ME3b - Medical Emergency - Other (Illness)	0	0	0	0	0	0	0	0	0	0	0	0	0	0	0	0	0	0	0	0	0
ME3c - Medical Emergency - Other (Battery)	0	0	0	0	0	0	0	0	0	0	0	0	0	0	0	0	0	0	0	0	0
ME3d - Medical Emergency - Other (Attempted Suicide)	0	0	0	0	0	0	0	0	0	0	0	0	0	0	0	0	0	0	0	0	0
ME3e - Medical Emergency - Other (Other)	0	0	0	0	0	0	0	0	0	0	0	0	0	0	0	0	0	0	0	0	0
PE - Pepperball Launcher Used	0	0	0	0	0	0	0	0	0	0	0	0	0	0	0	0	0	0	0	0	2
RX - Room Extraction	0	0	0	0	0	0	2	0	0	0	0	0	0	0	0	0	0	0	0	0	0
RX-C - Room Extraction - Chemical	0	0	0	0	0	0	0	0	0	0	0	0	0	0	0	0	0	0	0	0	0
RX-P - Room Extraction - Physical	0	0	0	0	0	0	0	1	0	0	0	0	0	0	0	0	0	0	0	0	1
S - Suicide	0	0	0	0	0	0	0	0	0	0	0	0	0	0	0	0	0	0	0	0	0
SA - Sexual Assault (Alleged)	0	0	0	0	0	0	0	1	0	0	0	0	0	0	0	0	0	0	0	0	1
SG - Suicidal Gestures & Superficial Cuts **	0	0	0	0	0	0	0	0	0	0	0	0	0	0	0	0	0	0	0	0	0
SR - Soft Restraint to Fixed Object	0	0	0	0	0	0	0	0	0	0	0	0	0	0	0	0	0	0	0	0	0
SRN - Soft Restraint Not to Fixed Object	0	0	0	0	0	0	0	0	0	0	0	0	0	0	0	0	0	0	0	0	0
WA - Walk Aways	0	0	0	0	0	0	0	0	0	0	0	0	0	0	0	0	0	0	0	0	0
TOTAL	0	0	0	0	5	0	5	0	5	1	0	0	3	0	0	1	0	0	0	0	20

* As of April 2003, "Battery on Ward" (B1) is no longer recorded.

** As of July 2003, "Suicidal Gestures & Superficial Cuts" (SG) is no longer recorded.

8/24/2006

Institutions & Camps Branch Serious Incident Report

March 2006

CATEGORY	DWN	EPDR	FCN	HGS	KH	MAC	OHG	PYCF	VC(Fn)	VC(Fm)	NRCG	SRCC	BLVCC	MBVCC	PBYCC	WRYCC	LRYCC	SCV(F)	SCV(M)	OTHER	TOTAL
AE1 - Attempted Escape w/ Force	0	0	0	0	0	0	0	0	0	0	0	0	0	0	0	0	0	0	0	0	0
AE2 - Attempted Escape w/o Force	0	0	0	0	0	0	0	0	0	0	0	0	0	0	0	0	0	0	0	0	0
AS - Attempted Suicide (Wards)	0	0	0	1	0	0	0	0	0	0	0	0	0	0	0	0	0	0	0	0	1
B1 - Battery on Ward *	0	0	0	0	0	0	0	0	0	0	0	0	0	0	0	0	0	0	0	0	0
B2 - Battery on Ward w/ Weapon	0	0	0	0	0	0	0	0	0	0	0	0	0	0	0	0	0	0	0	0	0
B3 - Battery on Staff	0	0	0	1	0	2	0	0	0	0	0	0	0	0	0	0	0	0	0	0	3
B4 - Battery on Staff w/ Weapon	0	0	0	0	0	0	0	0	0	0	0	1	0	0	0	0	0	0	0	0	1
B5 - Battery on Staff w/ Foreign Substance	0	0	0	1	0	1	0	0	0	0	0	0	0	0	0	0	0	0	0	0	2
D1 - Ward/Death while in Custody	0	0	0	0	0	0	0	0	0	0	0	0	0	0	0	0	0	0	0	0	0
D2 - Staff/Death while at Work	0	0	0	0	0	0	0	0	0	0	0	0	0	0	0	0	0	0	0	0	0
DF1 - Discharge of Firearm (Ward)	0	0	0	0	0	0	0	0	0	0	0	0	0	0	0	0	0	0	0	0	0
DF2 - Discharge of Firearm (Staff)	0	0	0	0	0	0	0	0	0	0	0	0	0	0	0	0	0	0	0	0	0
DF3 - Discharge of Firearm (Other)	0	0	0	0	0	0	0	0	0	0	0	0	0	0	0	0	0	0	0	0	0
DR - Drugs	0	0	0	0	0	0	0	0	0	0	0	0	0	0	0	0	0	0	0	0	0
E1 - Escape w/ Force from Institution	0	0	0	0	0	0	0	0	0	0	0	0	0	0	0	0	0	0	0	0	0
E2 - Escape w/o Force from Institution	0	0	0	0	0	0	0	0	0	0	0	0	0	0	0	0	0	0	0	0	0
E3 - Escape w/ Force from Camp, on Fire, or on Grade	0	0	0	0	0	0	0	0	0	0	0	0	0	0	0	0	0	0	0	0	0
E4 - Escape w/o Force from Camp, on Fire, or on Grade	0	0	0	0	0	0	0	0	0	0	0	0	0	0	0	0	0	0	0	0	0
ERC - Emergency Restraint Chair	0	0	0	0	0	0	0	0	0	0	0	0	0	0	0	0	0	0	0	0	0
GD - Group Disturbance	0	0	0	2	0	0	0	1	0	0	0	0	0	0	0	0	0	0	0	0	3
GD037 - Group Disturbance w/ 37/38mm Discharge	0	0	0	0	0	0	0	0	0	0	0	0	0	0	0	0	0	0	0	0	0
GD08 - Group Disturbance w/ Pepperball Launcher	0	0	0	0	0	0	0	0	0	0	0	0	0	0	0	0	0	0	0	0	0
H1 - Homicide (Ward)	0	0	0	0	0	0	0	0	0	0	0	0	0	0	0	0	0	0	0	0	0
H2 - Homicide (Staff)	0	0	0	0	0	0	0	0	0	0	0	0	0	0	0	0	0	0	0	0	0
I1 - Injury / Ward	0	0	0	0	0	0	0	0	0	0	0	0	0	0	0	0	0	0	0	0	0
I2 - Injury / Staff	0	0	0	0	0	0	0	0	0	0	0	0	0	0	0	0	0	0	0	0	0
I3 - Injury / Other	0	0	0	0	0	0	0	0	0	0	0	0	0	0	0	0	0	0	0	0	0
IM - Involuntary Medication	0	0	0	0	0	0	0	1	0	0	0	0	0	0	0	0	0	0	0	0	1
ME - Medical Emergency	0	0	0	0	0	0	0	0	0	0	0	0	0	0	0	0	0	0	0	0	0
ME1 - Medical Emergency (Ward)	0	0	0	0	0	0	0	0	0	0	0	0	0	0	0	0	0	0	0	0	0

* As of April 2003, "Battery on Ward" (B1) is no longer recorded.

** As of July 2003, "Suicidal Gestures & Superficial Cuts" (SG) is no longer recorded.

8/24/2006

Institutions & Camps Branch Serious Incident Report

April 2006

CATEGORY	DWN	EPAR	FCN	HGS	KH	NAC	OHC	PYCF	VCFF	VCFF(m)	NRCC	SRCC	BLVCC	MBVCC	PGVCC	WRVCC	LRYCC	SCV(m)	SCV(m)	OTHR	TOTA
AE1 - Attempted Escape w/ Force	0	0	0	0	0	0	0	0	0	0	0	0	0	0	0	0	0	0	0	0	0
AE2 - Attempted Escape w/o Force	0	0	0	0	0	0	0	0	0	0	0	0	0	0	0	0	0	0	0	0	0
AS - Attempted Suicide (Wards)	0	0	0	0	0	0	0	0	1	0	0	0	0	0	0	0	0	0	0	0	0
B1 - Battery on Ward *	0	0	0	0	0	0	0	0	0	0	0	0	0	0	0	0	0	0	0	0	0
B2 - Battery on Ward w/ Weapon	0	0	0	0	0	0	0	0	0	0	0	0	0	0	0	0	0	0	0	0	0
B3 - Battery on Staff	0	0	0	2	0	0	1	0	1	0	0	0	0	0	0	0	0	0	0	0	0
B4 - Battery on Staff w/ Weapon	0	0	0	1	0	0	0	0	0	0	0	0	0	0	0	0	0	0	0	0	0
B5 - Battery on Staff w/ Foreign Substance	0	0	0	2	0	1	0	0	0	0	0	1	0	0	0	0	0	0	0	0	0
D1 - Ward/Death while in Custody	0	0	0	0	0	0	0	0	0	0	0	0	0	0	0	0	0	0	0	0	0
D2 - Staff/Death while at Work	0	0	0	0	0	0	0	0	0	0	0	0	0	0	0	0	0	0	0	0	0
DF1 - Discharge of Firearm (Ward)	0	0	0	0	0	0	0	0	0	0	0	0	0	0	0	0	0	0	0	0	0
DF2 - Discharge of Firearm (Staff)	0	0	0	0	0	0	0	0	0	0	0	0	0	0	0	0	0	0	0	0	0
DF3 - Discharge of Firearm (Other)	0	0	0	0	0	0	0	0	0	0	0	0	0	0	0	0	0	0	0	0	0
DR - Drugs	0	0	0	0	0	0	0	0	0	0	0	0	0	0	0	0	0	0	0	0	0
E1 - Escape w/ Force from Institution	0	0	0	0	0	0	0	0	0	0	0	0	0	0	0	0	0	0	0	0	0
E2 - Escape w/o Force from Institution	0	0	0	0	0	0	0	0	0	0	0	0	0	0	0	0	0	0	0	0	0
E3 - Escape w/ Force from Camp, on Fire, or on Grade	0	0	0	0	0	0	0	0	0	0	0	0	0	0	0	0	0	0	0	0	0
E4 - Escape w/o Force from Camp, on Fire, or on Grade	0	0	0	0	0	0	0	0	0	0	0	0	0	0	0	0	0	0	0	0	0
ERC - Emergency Restraint Chair	0	0	0	0	0	0	0	0	0	0	0	0	0	0	0	0	0	0	0	0	0
GD - Group Disturbance	1	2	0	2	0	0	0	2	0	0	0	0	0	0	0	0	0	0	0	0	0
GD37 - Group Disturbance w/ 37/38mm Discharge	0	0	0	0	0	0	0	0	0	0	0	0	0	0	0	0	0	0	0	0	0
GDPB - Group Disturbance w/ Pepperball Launcher	0	1	0	0	0	0	0	1	0	0	0	0	0	0	0	0	0	0	0	0	0
H1 - Homicide (Ward)	0	0	0	0	0	0	0	0	0	0	0	0	0	0	0	0	0	0	0	0	0
H2 - Homicide (Staff)	0	0	0	0	0	0	0	0	0	0	0	0	0	0	0	0	0	0	0	0	0
H1 - Injury / Ward	0	0	0	0	0	0	0	0	0	0	0	0	0	0	0	0	0	0	0	0	0
H2 - Injury / Staff	0	0	0	0	0	0	0	0	0	0	0	0	0	0	0	0	0	0	0	0	0
H3 - Injury / Other	0	0	0	0	0	0	0	0	0	0	0	0	0	0	0	0	0	0	0	0	0
IM - Involuntary Medication	0	0	0	0	0	0	0	0	0	0	0	0	0	0	0	0	0	0	0	0	0
ME - Medical Emergency	0	0	0	0	0	0	0	0	0	0	0	0	0	0	0	0	0	0	0	0	0
ME1 - Medical Emergency (Ward)	0	0	0	0	0	0	0	0	0	0	0	0	0	0	0	0	0	0	0	0	0

* As of April 2003, "Battery on Ward" (B1) is no longer recorded.

** As of July 2003, "Suicidal Gestures & Superficial Cuts" (SG) is no longer recorded.

6/27/2006

1

Institutions & Camps Branch
Serious Incident Report

April 2006

CATEGORY	DWN	FPDR	FCN	HGS	KH	NAC	OHC	PYCF	VCFFD	VCFF(m)	NRCC	SRCC	BLYCC	MBVCC	PGVCC	WRYCC	LRYCC	SCV(f)	SCV(m)	OTHR	TOT/
ME1a - Medical Emergency - Ward (Accident)	0	0	0	0	0	0	0	0	0	0	0	0	0	0	0	0	0	0	0	0	0
ME1b - Medical Emergency - Ward (Illness)	0	0	0	0	0	0	0	0	1	0	0	0	0	0	0	0	0	0	0	0	0
ME1c - Medical Emergency - Ward (Battery)	0	0	0	0	1	0	0	0	0	0	0	0	0	0	0	0	0	0	0	0	0
ME1d - Medical Emergency - Ward (Attempted Suicide)	0	0	0	0	0	0	0	0	1	0	0	0	0	0	0	0	0	0	0	0	0
ME1e - Medical Emergency - Ward (Other)	0	0	0	0	0	1	1	0	1	0	0	0	0	0	0	0	0	0	0	0	0
ME2 - Medical Emergency (Staff)	0	0	0	0	0	0	0	0	0	0	0	0	0	0	0	0	0	0	0	0	0
ME2a - Medical Emergency - Staff (Accident)	0	0	0	0	0	0	0	0	0	0	0	0	0	0	0	0	0	0	0	0	0
ME2b - Medical Emergency - Staff (Illness)	0	0	0	0	0	0	0	0	0	0	0	0	0	0	0	0	0	0	0	0	0
ME2c - Medical Emergency - Staff (Battery)	0	0	0	0	0	0	0	0	0	0	0	0	0	0	0	0	0	0	0	0	0
ME2d - Medical Emergency - Staff (Attempted Suicide)	0	0	0	0	0	0	0	0	0	0	0	0	0	0	0	0	0	0	0	0	0
ME2e - Medical Emergency - Staff (Other)	0	0	0	0	0	0	1	0	0	0	0	0	0	0	0	0	0	0	0	0	0
ME3 - Medical Emergency (Other)	0	0	0	0	0	0	0	0	0	0	0	0	0	0	0	0	0	0	0	0	0
ME3a - Medical Emergency - Other (Accident)	0	0	0	0	0	0	0	0	0	0	0	0	0	0	0	0	0	0	0	0	0
ME3b - Medical Emergency - Other (Illness)	0	0	0	0	0	0	0	0	0	0	0	0	0	0	0	0	0	0	0	0	0
ME3c - Medical Emergency - Other (Battery)	0	0	0	0	0	0	0	0	0	0	0	0	0	0	0	0	0	0	0	0	0
ME3d - Medical Emergency - Other (Attempted Suicide)	0	0	0	0	0	0	0	0	0	0	0	0	0	0	0	0	0	0	0	0	0
ME3e - Medical Emergency - Other (Other)	0	0	0	0	0	0	0	0	0	0	0	0	0	0	0	0	0	0	0	0	0
PB - Pepperball Launcher Used	0	0	0	0	0	1	0	0	0	0	0	0	0	0	0	0	0	0	0	0	0
RX - Room Extraction	0	0	0	0	0	0	0	0	0	0	0	0	0	0	0	0	0	0	0	0	0
RX-C - Room Extraction - Chemical	0	0	0	0	0	0	0	0	0	0	0	0	0	0	0	0	0	0	0	0	0
RX-P - Room Extraction - Physical	0	0	0	0	0	0	0	0	0	0	0	0	0	0	0	0	0	0	0	0	0
S - Suicide	0	0	0	0	0	0	0	0	0	0	0	0	0	0	0	0	0	0	0	0	0
SA - Sexual Assault (Alleged)	0	0	0	0	0	0	0	0	0	0	0	0	0	0	0	0	0	0	0	0	0
SG - Suicidal Gestures & Superficial Cuts **	0	0	0	0	0	0	0	0	0	0	0	0	0	0	0	0	0	0	0	0	0
SR - Soft Restraint to Fixed Object	0	0	0	0	0	0	0	0	0	0	0	0	0	0	0	0	0	0	0	0	0
SRN - Soft Restraint Not to Fixed Object	0	0	0	0	0	0	0	0	0	0	0	0	0	0	0	0	0	0	0	0	0
WA - Walk Aways	0	0	0	0	0	0	0	0	0	0	0	0	0	0	0	0	0	0	0	0	0
TOTAL	1	3	0	8	0	3	3	3	5	0	0	1	0	0	0	0	0	0	0	0	2

* As of April 2003, "Battery on Ward" (B1) is no longer recorded.

** As of July 2003, "Suicidal Gestures & Superficial Cuts" (SG) is no longer recorded.

Institutions & Camps Branch Serious Incident Report

May 2006

CATEGORY	DWN	EPDR	FCN	HQS	KH	NAC	OHC	PHYC	VC(F)	VC(Fm)	NRCC	SRCC	BLVCC	MBVCC	PGVCC	WRVCC	LRVCC	SCV(I)	SCV(m)	OTR	TOTL
AE1 - Attempted Escape w/ Force	0	0	0	0	0	0	0	0	0	0	0	0	1	0	0	0	0	0	0	0	0
AE2 - Attempted Escape w/o Force	0	0	0	0	0	0	0	0	0	0	0	0	0	0	0	0	0	0	0	0	0
AS - Attempted Suicide (Wards)	0	0	0	0	0	0	0	1	2	0	0	0	0	0	0	0	0	0	0	0	0
B1 - Battery on Ward *	0	0	0	0	0	0	0	0	0	0	0	0	0	0	0	0	0	0	0	0	0
B2 - Battery on Ward w/ Weapon	0	0	0	1	0	0	0	0	0	0	0	0	0	0	0	0	0	0	0	0	0
B3 - Battery on Staff	0	0	0	3	0	1	0	1	1	0	0	0	0	0	0	0	0	0	0	0	0
B4 - Battery on Staff w/ Weapon	0	0	0	1	0	0	0	1	0	0	0	0	0	0	0	0	0	0	0	0	0
B5 - Battery on Staff w/ Foreign Substance	0	0	0	3	0	1	0	1	0	0	0	0	0	0	0	0	0	0	0	0	0
D1 - Ward/Death while in Custody	0	0	0	0	0	0	0	0	0	0	0	0	0	0	0	0	0	0	0	0	0
D2 - Staff/Death while at Work	0	0	0	0	0	0	0	0	0	0	0	0	0	0	0	0	0	0	0	0	0
DF1 - Discharge of Firearm (Ward)	0	0	0	0	0	0	0	0	0	0	0	0	0	0	0	0	0	0	0	0	0
DF2 - Discharge of Firearm (Staff)	0	0	0	0	0	0	0	0	0	0	0	0	0	0	0	0	0	0	0	0	0
DF3 - Discharge of Firearm (Other)	0	0	0	0	0	0	0	0	0	0	0	0	0	0	0	0	0	0	0	0	0
DR - Drugs	0	0	0	0	0	0	0	0	0	0	0	0	0	0	0	0	0	0	0	0	0
E1 - Escape w/ Force from Institution	0	0	0	0	0	0	0	0	0	0	0	0	0	0	0	0	0	0	0	0	0
E2 - Escape w/o Force from Institution	0	0	0	0	0	0	0	0	0	0	0	0	0	0	0	0	0	0	0	0	0
E3 - Escape w/ Force from Camp, on Fire, or on Grade	0	0	0	0	0	0	0	0	0	0	0	0	0	0	0	0	0	0	0	0	0
E4 - Escape w/o Force from Camp, on Fire, or on Grade	0	0	0	0	0	0	0	0	1	0	0	0	0	0	0	0	0	0	0	0	0
ERC - Emergency Restraint Chair	0	0	0	0	0	0	0	0	0	0	0	0	0	0	0	0	0	0	0	0	0
GD - Group Disturbance	0	0	0	0	0	0	1	0	0	0	0	0	0	0	0	0	0	0	0	0	0
GD37 - Group Disturbance w/ 37/38mm Discharge	0	0	0	0	0	0	0	0	0	0	0	0	0	0	0	0	0	0	0	0	0
GDPB - Group Disturbance w/ Pepperball Launcher	0	3	0	0	0	0	0	0	0	0	0	0	0	0	0	0	0	0	0	0	0
H1 - Homicide (Ward)	0	0	0	0	0	0	0	0	0	0	0	0	0	0	0	0	0	0	0	0	0
H2 - Homicide (Staff)	0	0	0	0	0	0	0	0	0	0	0	0	0	0	0	0	0	0	0	0	0
I1 - Injury / Ward	0	0	0	0	0	0	0	0	0	0	0	0	0	0	0	0	0	0	0	0	0
I2 - Injury / Staff	0	0	0	0	0	0	0	0	0	0	0	0	0	0	0	0	0	0	0	0	0
I3 - Injury / Other	0	0	0	0	0	0	0	0	0	0	0	0	0	0	0	0	0	0	0	0	0
IM - Involuntary Medication	0	0	0	0	0	0	0	0	0	0	0	0	0	0	0	0	0	0	0	0	0
ME - Medical Emergency	0	0	0	0	0	0	0	0	0	0	0	0	0	0	0	0	0	0	0	0	0
ME1 - Medical Emergency (Ward)	0	0	0	0	0	0	0	0	0	0	0	0	0	0	0	0	0	0	0	0	0

* As of April 2003, "Battery on-Ward" (B1) is no longer recorded.

** As of July 2003, "Suicidal Gestures & Superficial Cuts" (SG) is no longer recorded.
6/27/2006

Institutions & Camps Branch Serious Incident Report

May 2006

CATEGORY	DWN	EPDR	FCN	HGS	KH	NAC	OHC	PYCF	VCFO	VCFO(m)	NRCC	SRCC	BLVCC	MBVCC	PGVCC	WHVCC	LRYCC	SCV(i)	SCV(m)	OTR	TOTA
ME1a - Medical Emergency - Ward (Accident)	0	0	0	0	0	0	0	0	0	0	0	0	0	0	1	0	0	0	0	0	0
ME1b - Medical Emergency - Ward (Illness)	0	0	0	1	0	0	0	1	0	0	0	0	0	0	0	0	0	0	1	0	0
ME1c - Medical Emergency - Ward (Battery)	0	0	0	1	0	0	0	0	0	0	0	1	0	0	0	0	0	0	0	0	0
ME1d - Medical Emergency - Ward (Attempted Suicide)	0	0	0	0	0	0	0	0	1	0	0	0	0	0	0	0	0	0	0	0	0
ME1e - Medical Emergency - Ward (Other)	0	0	0	0	0	0	0	0	0	0	0	0	0	0	0	0	0	0	0	0	0
ME2 - Medical Emergency (Staff)	0	0	0	0	0	0	0	0	0	0	0	0	0	0	0	0	0	0	0	0	0
ME2a - Medical Emergency - Staff (Accident)	0	0	0	0	0	0	0	0	0	0	0	0	0	0	0	0	0	0	0	0	0
ME2b - Medical Emergency - Staff (Illness)	0	0	0	0	0	0	0	0	0	0	0	0	0	0	0	0	0	0	0	0	0
ME2c - Medical Emergency - Staff (Battery)	0	0	0	0	0	0	0	0	0	0	0	0	0	0	0	0	0	0	0	0	0
ME2d - Medical Emergency - Staff (Attempted Suicide)	0	0	0	0	0	0	0	0	0	0	0	0	0	0	0	0	0	0	0	0	0
ME2e - Medical Emergency - Staff (Other)	0	0	0	0	0	1	0	0	0	0	0	0	0	0	0	0	0	0	0	0	0
ME3 - Medical Emergency (Other)	0	0	0	0	0	0	0	0	0	0	0	0	0	0	0	0	0	0	0	0	0
ME3a - Medical Emergency - Other (Accident)	0	0	0	0	0	0	0	0	0	0	0	0	0	0	0	0	0	0	0	0	0
ME3b - Medical Emergency - Other (Illness)	0	0	0	0	0	0	0	0	0	0	0	0	0	0	0	0	0	0	0	0	0
ME3c - Medical Emergency - Other (Battery)	0	0	0	0	0	0	0	0	0	0	0	0	0	0	0	0	0	0	0	0	0
ME3d - Medical Emergency - Other (Attempted Suicide)	0	0	0	0	0	0	0	0	0	0	0	0	0	0	0	0	0	0	0	0	0
ME3e - Medical Emergency - Other (Other)	0	0	0	0	0	0	0	0	0	0	0	0	0	0	0	0	0	0	0	0	0
PB - Pepperball Launcher Used	0	1	0	0	0	3	0	0	0	0	0	0	0	0	0	0	0	0	0	0	0
RX - Room Extraction	0	0	0	0	0	0	0	0	0	0	0	0	0	0	0	0	0	0	0	0	0
RX-C - Room Extraction - Chemical	0	0	0	0	0	0	0	0	0	0	0	0	0	0	0	0	0	0	0	0	0
RX-P - Room Extraction - Physical	0	0	0	0	0	0	0	0	0	0	0	0	0	0	0	0	0	0	0	0	0
S - Suicide	0	0	0	0	0	0	0	0	0	0	0	0	0	0	0	0	0	0	0	0	0
SA - Sexual Assault (Alleged)	0	0	0	0	0	0	0	0	0	0	0	0	0	0	0	0	0	0	0	0	0
SG - Suicidal Gestures & Superficial Cuts **	0	0	0	0	0	0	0	0	0	0	0	0	0	0	0	0	0	0	0	0	0
SR - Soft Restraint to Fixed Object	0	0	0	0	0	0	0	0	0	0	0	0	0	0	0	0	0	0	0	0	0
SRN - Soft Restraint Not to Fixed Object	0	0	0	0	0	0	0	0	0	0	0	0	0	0	0	0	0	0	0	0	0
WA - Walk Aways	0	0	0	0	0	0	0	0	0	0	0	0	0	0	0	0	0	0	0	0	0
TOTAL	0	4	0	10	0	6	1	5	5	0	0	2	0	0	1	0	0	0	1	0	3

* As of April 2003, "Battery on Ward" (B1) is no longer recorded.

** As of July 2003, "Suicidal Gestures & Superficial Cuts" (SG) is no longer recorded.

6/27/2006

Institutions & Camps Branch Serious Incident Report

June 2006

CATEGORY

CATEGORY	DWN	EPDR	FCN	HQS	KH	MAC	OHC	PYCF	VC(FI)	VC(Fm)	NRCC	SRCC	BLVCC	MBVCC	PGVCC	WRVCC	LRVCC	SCV(F)	SCV(m)	OTHR	TOTAL
ME1a - Medical Emergency - Ward (Accident)	0	0	0	0	0	0	0	0	0	0	0	0	0	0	0	0	0	0	0	0	2
ME1b - Medical Emergency - Ward (Illness)	0	0	0	0	0	0	0	0	0	1	0	0	0	0	0	0	0	0	0	0	2
ME1c - Medical Emergency - Ward (Battery)	0	0	0	0	0	0	0	1	0	0	0	0	0	0	0	0	0	0	0	1	1
ME1d - Medical Emergency - Ward (Attempted Suicide)	0	0	0	0	0	0	1	0	0	0	0	0	0	0	0	0	0	0	0	0	1
ME1e - Medical Emergency - Ward (Other)	0	0	0	0	0	0	0	0	0	0	0	0	0	0	0	0	0	0	0	0	1
ME2 - Medical Emergency (Staff)	0	0	0	0	0	0	0	0	0	0	0	0	0	0	0	0	0	0	0	0	1
ME2a - Medical Emergency - Staff (Accident)	0	0	0	0	0	0	0	0	0	0	0	0	0	0	0	0	0	0	0	0	0
ME2b - Medical Emergency - Staff (Illness)	0	0	0	0	0	0	0	0	0	0	0	0	0	0	0	0	0	0	0	0	0
ME2c - Medical Emergency - Staff (Battery)	0	0	0	0	0	0	0	0	0	0	0	0	0	0	0	0	0	0	0	0	0
ME2d - Medical Emergency - Staff (Attempted Suicide)	0	0	0	0	0	0	0	0	0	0	0	0	0	0	0	0	0	0	0	0	0
ME2e - Medical Emergency - Staff (Other)	0	0	0	0	0	0	0	0	0	0	0	0	0	0	0	0	0	0	0	0	1
ME3 - Medical Emergency (Other)	0	0	0	0	0	0	0	0	0	0	0	0	0	0	0	0	0	0	0	0	0
ME3a - Medical Emergency - Other (Accident)	0	0	0	0	0	0	0	0	0	0	0	0	0	0	0	0	0	0	0	0	0
ME3b - Medical Emergency - Other (Illness)	0	0	0	0	0	0	0	0	0	0	0	0	0	0	0	0	0	0	0	0	0
ME3c - Medical Emergency - Other (Battery)	0	0	0	0	0	0	0	0	0	0	0	0	0	0	0	0	0	0	0	0	0
ME3d - Medical Emergency - Other (Attempted Suicide)	0	0	0	0	0	0	0	0	0	0	0	0	0	0	0	0	0	0	0	0	0
ME3e - Medical Emergency - Other (Other)	0	0	0	0	0	0	0	0	0	0	0	0	0	0	0	0	0	0	0	0	0
PB - Pepperball Launcher Used	0	0	0	0	0	0	0	0	0	0	0	0	0	0	0	0	0	0	0	0	0
RX - Room Extraction	0	1	0	0	0	4	0	0	0	0	0	0	0	0	0	0	0	0	0	0	5
RX-C - Room Extraction - Chemical	0	0	0	0	0	0	0	0	0	0	0	0	0	0	0	0	0	0	0	0	0
RX-P - Room Extraction - Physical	0	0	0	0	0	0	0	0	0	0	0	0	0	0	0	0	0	0	0	0	0
S - Suicide	0	0	0	0	0	0	0	0	0	0	0	0	0	0	0	0	0	0	0	0	0
SA - Sexual Assault (Alleged)	0	0	0	0	0	0	0	0	0	0	0	0	0	0	0	0	0	0	0	0	0
SG - Suicidal Gestures & Superficial Cuts **	0	0	0	0	0	0	0	0	0	0	0	0	0	0	0	0	0	0	0	0	0
SR - Soft Restraint to Fixed Object	0	0	0	0	0	0	0	0	0	0	0	0	0	0	0	0	0	0	0	0	0
SRN - Soft Restraint Not to Fixed Object	0	0	0	0	0	0	0	0	0	0	0	0	0	0	0	0	0	0	0	0	0
WA - Walk Aways	0	0	0	0	0	0	0	0	0	0	0	0	0	0	0	0	0	0	0	0	0
TOTAL	0	3	0	14	0	7	2	7	8	1	0	3	0	0	0	0	0	0	1	0	44

* As of April 2003, "Battery on Ward" (B) is no longer recorded.

** As of July 2003, "Suicidal Gestures & Superficial Cuts" (SG) is no longer recorded.

8/24/2006

Institutions & Camps Branch Serious Incident Report

June 2006

CATEGORY	DWN	EPAR	FCN	HQS	KH	NAC	OHC	PYCF	VCF(0)	VCF(m)	NRCC	SRCC	BLVCC	MBVCC	PGVCC	WRYCC	LRYCC	SCV(0)	SCV(m)	OTHR	TOTAL
AE1 - Attempted Escape w/ Force	0	0	0	0	0	0	0	0	0	0	0	0	0	0	0	0	0	0	0	0	0
AE2 - Attempted Escape w/o Force	0	0	0	0	0	0	0	0	0	0	0	0	0	0	0	0	0	0	0	0	0
AS - Attempted Suicide (Wards)	0	0	0	0	0	0	0	0	0	2	0	0	0	0	0	0	0	0	0	0	2
B1 - Battery on Ward *	0	0	0	0	0	0	0	0	0	0	0	0	0	0	0	0	0	0	0	0	0
B2 - Battery on Ward w/ Weapon	0	0	0	0	0	0	0	0	0	0	0	0	0	0	0	0	0	0	0	0	0
B3 - Battery on Staff	0	0	0	1	0	1	1	0	0	0	0	0	0	0	0	0	0	0	0	0	3
B4 - Battery on Staff w/ Weapon	0	0	0	1	0	0	0	0	0	0	0	0	0	0	0	0	0	0	0	0	1
B5 - Battery on Staff w/ Foreign Substance	0	0	0	6	0	0	0	0	0	0	0	0	0	0	0	0	0	0	0	0	6
D1 - Ward/Death while in Custody	0	0	0	0	0	0	0	0	0	0	0	0	0	0	0	0	0	0	0	0	0
D2 - Staff/Death while at Work	0	0	0	0	0	0	0	0	0	0	0	0	0	0	0	0	0	0	0	0	0
DF1 - Discharge of Firearm (Ward)	0	0	0	0	0	0	0	0	0	0	0	0	0	0	0	0	0	0	0	0	0
DF2 - Discharge of Firearm (Staff)	0	0	0	0	0	0	0	0	0	0	0	0	0	0	0	0	0	0	0	0	0
DF3 - Discharge of Firearm (Other)	0	0	0	0	0	0	0	0	0	0	0	0	0	0	0	0	0	0	0	0	0
DR - Drugs	0	0	0	0	0	0	0	0	0	0	0	0	0	0	0	0	0	0	0	0	0
E1 - Escape w/ Force from Institution	0	0	0	0	0	0	0	0	0	0	0	0	0	0	0	0	0	0	0	0	0
E2 - Escape w/o Force from Institution	0	0	0	0	0	0	0	0	0	0	0	0	0	0	0	0	0	0	0	0	0
E3 - Escape w/ Force from Camp, on Fire, or on Grade	0	0	0	0	0	0	0	0	0	0	0	0	0	0	0	0	0	0	0	0	0
E4 - Escape w/o Force from Camp, on Fire, or on Grade	0	0	0	0	0	0	0	0	0	0	0	0	0	0	0	0	0	0	0	0	0
ERC - Emergency Restraint Chair	0	0	0	0	0	0	0	0	0	1	0	0	0	0	0	0	0	0	0	0	1
GD - Group Disturbance	0	0	0	1	0	0	1	5	0	0	0	3	0	0	0	0	0	0	0	0	10
GD37 - Group Disturbance w/ 37/38mm Discharge	0	0	0	4	0	0	0	1	0	0	0	0	0	0	0	0	0	0	0	0	5
GPB8 - Group Disturbance w/ Peppercorn Launcher	0	2	0	0	0	0	1	0	0	0	0	0	0	0	0	0	0	0	0	0	3
H1 - Homicide (Ward)	0	0	0	0	0	0	0	0	0	0	0	0	0	0	0	0	0	0	0	0	0
H2 - Homicide (Staff)	0	0	0	0	0	0	0	0	0	0	0	0	0	0	0	0	0	0	0	0	0
H3 - Homicide (Staff)	0	0	0	0	0	0	0	0	0	0	0	0	0	0	0	0	0	0	0	0	0
I1 - Injury / Ward	0	0	0	0	0	0	0	0	0	0	0	0	0	0	0	0	0	0	0	0	0
I2 - Injury / Staff	0	0	0	0	0	0	0	0	0	0	0	0	0	0	0	0	0	0	0	0	0
I3 - Injury / Other	0	0	0	0	0	0	0	0	0	0	0	0	0	0	0	0	0	0	0	0	0
IM - Involuntary Medication	0	0	0	0	0	0	0	0	0	0	0	0	0	0	0	0	0	0	0	0	0
ME - Medical Emergency	0	0	0	0	0	0	0	0	0	0	0	0	0	0	0	0	0	0	0	0	0
ME1 - Medical Emergency (Ward)	0	0	0	0	0	0	0	0	0	0	0	0	0	0	0	0	0	0	0	0	0

* As of April 2003, "Battery on Ward" (B1) is no longer recorded.

** As of July 2003, "Suicidal Gestures & Superficial Cuts" (SG) is no longer recorded.

8/24/2006

Institutions & Camps Branch
Serious Incident Report

January 2005

CATEGORY	DOWN	EPAR	FCR	HQS	KH	NAC	ORC	PYCF	VCFF	VCFFM	NRCC	SRCC	BLVCC	MBVCC	PYVCC	WAVCC	LVVCC	SCVCC	SCVMI	OTHR	TOTAL
AE1 - Attempted Escape w/ Force	0	0	0	0	0	0	0	0	0	0	0	0	0	0	0	0	0	0	0	0	0
AE2 - Attempted Escape w/o Force	0	0	0	0	0	0	0	0	0	0	0	0	0	0	0	0	0	0	0	0	0
AS - Attempted Suicide (Wards)	0	0	0	0	0	0	0	0	0	2	0	0	0	0	0	0	0	0	0	0	1
B1 - Battery on Ward *	0	0	0	0	0	0	0	0	0	0	0	0	0	0	0	0	0	0	0	0	0
B2 - Battery on Ward w/ Weapon	0	0	0	0	0	0	0	0	0	0	0	0	0	0	0	0	0	0	0	0	0
B3 - Battery on Staff	1	0	0	2	0	2	0	0	0	0	0	0	0	0	0	0	0	0	0	0	5
B4 - Battery on Staff w/ Weapon	2	0	0	0	0	0	0	1	0	0	0	0	0	0	0	0	0	0	0	0	3
B5 - Battery on Staff w/ Foreign Substance	0	1	0	0	0	0	3	0	1	0	0	0	0	0	0	0	0	0	0	0	5
D1 - Ward/Death while in Custody	0	0	0	0	0	0	0	0	0	0	0	0	0	0	0	0	0	0	0	0	0
D2 - Staff/Death while at Work	0	0	0	0	0	0	0	0	0	0	0	0	0	0	0	0	0	0	0	0	0
DF1 - Discharge of Firearm (Ward)	0	0	0	0	0	0	0	0	0	0	0	0	0	0	0	0	0	0	0	0	0
DF2 - Discharge of Firearm (Staff)	0	0	0	0	0	0	0	0	0	0	0	0	0	0	0	0	0	0	0	0	0
DF3 - Discharge of Firearm (Other)	0	0	0	0	0	0	0	0	0	0	0	0	0	0	0	0	0	0	0	0	0
DR - Drugs	0	0	0	0	0	0	0	0	0	0	0	0	0	0	0	0	0	0	0	0	0
E1 - Escape w/ Force from Institution	0	0	0	0	0	0	0	0	0	0	0	0	0	0	0	0	0	0	0	0	0
E2 - Escape w/o Force from Institution	0	0	0	0	0	0	0	0	0	0	0	0	0	0	0	0	0	0	0	0	0
E3 - Escape w/ Force from Camp, on Fire, or on Grade	0	0	0	0	0	0	0	0	0	0	0	0	0	0	0	0	0	0	0	0	0
E4 - Escape w/o Force from Camp, on Fire, or on Grade	0	0	0	0	0	0	0	0	0	0	0	0	0	0	0	0	0	0	0	0	0
ERC - Emergency Restraint Chair	0	0	0	0	0	0	0	0	0	2	0	0	0	0	0	0	0	0	0	0	2
GD - Group Disturbance	0	0	0	0	4	0	1	1	2	0	0	0	0	0	0	0	0	0	0	0	8
GD37 - Group Disturbance w/ 3738mm Discharge	0	0	0	1	0	3	0	0	0	0	0	0	0	0	0	0	0	0	0	0	4
GDPR - Group Disturbance w/ Pepperball Launcher	0	0	0	0	0	0	0	0	0	0	0	0	0	0	0	0	0	0	0	0	0
H1 - Homicide (Ward)	0	0	0	0	0	0	0	0	0	0	0	0	0	0	0	0	0	0	0	0	0
H2 - Homicide (Staff)	0	0	0	0	0	0	0	0	0	0	0	0	0	0	0	0	0	0	0	0	0
I1 - Injury / Ward	0	0	0	1	0	0	0	0	1	0	0	0	0	0	0	0	0	0	0	0	2
I2 - Injury / Staff	0	0	0	0	0	0	0	0	0	0	0	0	0	0	0	0	0	0	0	0	0
IM - Involuntary Medication	0	0	0	0	0	0	0	0	0	2	0	0	0	0	0	0	0	0	0	0	2
ME - Medical Emergency	0	0	0	0	0	0	0	0	0	0	0	0	0	0	0	0	0	0	0	0	0
ME1 - Medical Emergency (Ward)	0	0	0	0	0	0	0	0	0	0	0	0	0	0	0	0	0	0	0	0	0
ME3 - Medical Emergency - Ward (accident)	0	0	0	1	0	0	0	1	0	0	0	0	0	0	0	0	0	0	0	0	2

* As of April 2003, "Battery on Ward" (B1) is no longer recorded.

** As of July 2003, "Suicidal Gestures & Superficial Cuts" (SG) is no longer recorded.

3/9/2005

Institutions & Camps Branch Serious Incident Report

January 2005

CATEGORY	DWI	EMER	FCN	HGS	KH	NAC	CHC	PGCF	VCFF	WCFM	NRCC	SRCC	BLVCC	MYCC	PGYCC	MYGCC	LYVCC	SCYV	SCYM	OTHR	TOTAL
E1b - Medical Emergency - Ward (Illness)	0	0	0	1	0	0	1	0	0	0	0	0	0	0	0	0	0	0	0	0	2
E1c - Medical Emergency - Ward (Battery)	0	0	0	0	0	0	0	0	0	0	0	2	0	0	0	0	0	0	0	0	2
E1d - Medical Emergency - Ward (Attempted Suicide)	0	0	0	0	0	0	0	0	1	0	0	0	0	0	0	0	0	0	0	0	1
E1e - Medical Emergency - Ward (Other)	0	0	0	0	0	0	0	0	0	0	0	0	0	0	0	0	0	0	0	0	0
E2 - Medical Emergency (Staff)	0	0	0	0	0	0	0	0	0	0	0	0	0	0	0	0	0	0	0	0	0
E2a - Medical Emergency - Staff (Accident)	0	0	0	0	0	0	0	0	0	0	0	0	0	0	0	0	0	0	0	0	0
E2b - Medical Emergency - Staff (Illness)	0	0	0	0	0	0	0	1	0	0	0	0	0	0	0	0	0	0	0	0	1
E2c - Medical Emergency - Staff (Battery)	1	0	0	1	0	2	0	0	0	0	0	0	0	0	0	0	0	0	0	0	4
E2d - Medical Emergency - Staff (Attempted Suicide)	0	0	0	0	0	0	0	0	0	0	0	0	0	0	0	0	0	0	0	0	0
E2e - Medical Emergency - Staff (Other)	0	0	0	1	0	0	0	0	0	0	0	0	0	0	0	0	0	0	0	0	1
E3 - Medical Emergency (Other)	0	0	0	0	0	0	0	0	0	0	0	0	0	0	0	0	0	0	0	0	0
E3a - Medical Emergency - Other (Accident)	0	0	0	0	0	0	0	0	0	0	0	0	0	0	0	0	0	0	0	0	0
E3b - Medical Emergency - Other (Illness)	0	0	0	0	0	0	0	0	0	0	0	1	0	0	0	0	0	0	0	0	1
E3c - Medical Emergency - Other (Battery)	0	0	0	0	0	0	0	0	0	0	0	0	0	0	0	0	0	0	0	0	0
E3d - Medical Emergency - Other (Attempted Suicide)	0	0	0	0	0	0	0	0	0	0	0	0	0	0	0	0	0	0	0	0	0
E3e - Medical Emergency - Other (Other)	0	0	0	0	0	0	0	0	0	0	0	0	0	0	0	0	0	0	0	0	0
B - Pepperball Launcher Used	0	0	0	1	0	2	0	0	0	0	0	1	0	0	0	0	0	0	0	0	4
X - Room Extraction	0	0	0	0	0	0	0	0	0	0	0	0	0	0	0	0	0	0	0	0	0
X-C - Room Extraction - Chemical	0	0	0	1	0	0	0	0	0	0	0	0	0	0	0	0	0	0	0	0	1
X-P - Room Extraction - Physical	0	0	0	0	0	0	0	0	0	0	0	0	0	0	0	0	0	0	0	0	0
- Suicide	0	0	0	0	0	0	0	0	0	0	0	0	0	0	0	0	0	0	0	0	0
A - Sexual Assault (Alleged)	0	0	0	0	0	0	0	0	0	0	0	0	0	0	0	0	0	0	0	0	0
G - Suicidal Gestures & Superficial Cuts **	0	0	0	0	0	0	0	0	0	0	0	0	0	0	0	0	0	0	0	0	0
R - Self Restraint to Fixed Object	0	0	0	0	0	0	0	0	0	0	0	0	0	0	0	0	0	0	0	0	0
SR - Self Restraint Not to Fixed Object	0	0	0	0	0	0	0	0	0	0	0	0	0	0	0	0	0	0	0	0	0
VA - Walk Aways	0	0	0	0	0	0	0	0	0	0	0	0	0	0	0	0	0	0	0	0	0
TOTAL	4	1	0	14	0	13	2	7	7	7	0	5	0	0	0	0	0	0	0	0	53

* As of April 2003, "Battery on Ward" (B1) is no longer recorded.

** As of July 2003, "Suicidal Gestures & Superficial Cuts" (SG) is no longer recorded.

1/9/2005

Institutions & Camps Branch Serious Incident Report

February 2005

CATEGORY	DWNS	EPER	FCN	HGS	KH	IAC	DHC	PVCF	VCFF	VCFFM	NRCC	SRCC	BLVCC	MBVCC	PBVCC	WAVCC	LRVCC	SCVH	SCH	OTHER	TOTAL
21 - Attempted Escape w/ Force	0	0	0	0	0	0	0	0	0	0	0	0	0	0	0	0	0	0	0	0	0
22 - Attempted Escape w/o Force	0	0	0	0	0	0	0	0	0	0	0	0	0	0	0	0	0	0	0	0	0
3 - Attempted Suicide (Wards)	0	0	0	0	0	0	0	2	0	0	0	0	0	0	0	0	0	0	0	0	2
1 - Battery on Ward *	0	0	0	0	0	0	0	0	0	0	0	0	0	0	0	0	0	0	0	0	0
2 - Battery on Ward w/ Weapon	0	0	0	0	0	0	0	0	0	0	0	0	0	0	0	0	0	0	0	0	0
3 - Battery on Staff	0	0	0	4	0	0	1	0	2	0	0	0	0	0	0	0	0	0	0	0	8
4 - Battery on Staff w/ Weapon	0	0	0	1	0	0	0	0	2	0	0	0	0	0	0	0	0	0	0	0	3
5 - Battery on Staff w/ Foreign Substance	0	0	0	1	0	0	0	0	0	0	0	0	0	0	0	0	0	0	0	0	1
1 - Ward/Death while in Custody	0	0	0	0	0	0	0	0	0	0	0	0	0	0	0	0	0	0	0	0	0
2 - Staff/Death while at Work	0	0	0	0	0	0	0	0	0	0	0	0	0	0	0	0	0	0	0	0	0
F1 - Discharge of Firearm (Ward)	0	0	0	0	0	0	0	0	0	0	0	0	0	0	0	0	0	0	0	0	0
F2 - Discharge of Firearm (Staff)	0	0	0	0	0	0	0	0	0	0	0	0	0	0	0	0	0	0	0	0	0
F3 - Discharge of Firearm (Other)	0	0	0	0	0	0	0	0	0	0	0	0	0	0	0	0	0	0	0	0	0
R - Drugs	0	0	0	0	0	0	1	0	0	0	0	0	0	0	0	0	0	0	0	0	1
1 - Escape w/ Force from Institution	0	0	0	0	0	0	0	0	0	0	0	0	0	0	0	0	0	0	0	0	0
2 - Escape w/o Force from Institution	0	0	0	0	0	0	0	0	0	0	0	0	0	0	0	0	0	0	0	0	0
1 - Escape w/ Force from Camp, on Fire, or on Grade	0	0	0	0	0	0	0	0	0	0	0	0	0	0	0	0	0	0	0	0	0
4 - Escape w/o Force from Camp, on Fire, or on Grade	0	0	0	0	0	0	0	0	0	0	0	0	0	0	0	0	0	0	0	0	0
RC - Emergency Restraint Chair	0	0	0	0	0	0	0	0	0	0	0	0	0	0	0	0	0	0	0	0	0
D - Group Disturbance	0	0	0	0	0	0	0	0	1	1	0	0	0	0	0	0	0	0	0	0	2
D37 - Group Disturbance w/ 3738mm Discharge	0	0	0	0	1	0	1	0	0	0	0	0	0	0	0	0	0	0	0	0	5
DPB - Group Disturbance w/ Pepperball Launcher	0	0	0	2	0	2	0	0	0	0	0	0	0	0	0	0	0	0	0	0	4
1 - Homicide (Ward)	1	0	0	0	0	0	0	0	0	0	0	0	0	0	0	0	0	0	0	0	1
2 - Homicide (Staff)	0	0	0	0	0	0	0	0	0	0	0	0	0	0	0	0	0	0	0	0	0
- Injury / Ward	0	0	0	0	0	0	0	0	0	0	0	0	0	0	0	0	0	0	0	0	0
- Injury / Staff	0	0	0	0	0	0	0	0	0	0	0	0	0	0	0	0	0	0	0	0	0
1 - Involuntary Medication	0	0	0	0	0	0	0	0	0	0	0	0	0	0	0	0	0	0	0	0	0
IE - Medical Emergency	0	0	0	0	0	0	0	0	0	0	0	0	0	0	0	0	0	0	0	0	0
IE1 - Medical Emergency (Ward)	0	0	0	0	0	0	0	0	0	0	0	0	0	0	0	0	0	0	0	0	0
IE1a - Medical Emergency - Ward (Accident)	0	0	0	0	0	0	0	0	0	0	0	0	0	0	0	0	0	0	0	0	0

* As of April 2003, "Battery on Ward" (B1) is no longer recorded.

** As of July 2003, "Suicidal Gestures & Suicide Cries" (S6) is no longer recorded.

3/25/2005

Institutions & Camps Branch
Serious Incident Report

February 2005

CATEGORY	DWN	EPAR	FCN	HOS	KH	NAC	OHG	PCF	VCFO	VCFO	NRC	SRCC	BLVCC	MBVCC	PCVCC	WRVCC	LAVCC	SCVCC	SCVCC	OTHER	TOTAL
IE1b - Medical Emergency - Ward (Illness)	0	0	0	0	0	0	0	1	0	0	0	0	0	0	0	0	0	0	0	0	1
IE1c - Medical Emergency - Ward (Battery)	0	0	0	0	0	0	0	0	0	0	0	1	0	0	0	0	0	0	1	0	2
IE1d - Medical Emergency - Ward (Attempted Suicide)	0	0	0	0	0	0	0	1	0	0	0	0	0	0	0	0	0	0	0	0	1
IE1e - Medical Emergency - Ward (Other)	0	0	0	1	0	0	0	1	0	0	0	0	0	0	0	0	0	0	0	0	2
IE2 - Medical Emergency (Staff)	0	0	0	0	0	0	0	0	0	0	0	0	0	0	0	0	0	0	0	0	0
IE2a - Medical Emergency - Staff (Accident)	0	0	0	0	0	0	0	0	0	0	0	0	0	0	0	0	0	0	0	0	0
IE2b - Medical Emergency - Staff (Illness)	0	0	0	0	0	0	0	0	0	0	0	0	0	0	0	0	0	0	0	0	0
IE2c - Medical Emergency - Staff (Battery)	0	0	0	3	0	1	0	0	0	0	0	0	0	0	0	0	0	0	0	0	4
IE2d - Medical Emergency - Staff (Attempted Suicide)	0	0	0	0	0	0	0	0	0	0	0	0	0	0	0	0	0	0	0	0	0
IE2e - Medical Emergency - Staff (Other)	0	0	0	2	0	0	0	0	0	0	0	0	0	0	0	0	0	0	0	0	2
IE3 - Medical Emergency (Other)	0	0	0	0	0	0	0	0	0	0	0	0	0	0	0	0	0	0	0	0	0
IE3a - Medical Emergency - Other (Accident)	0	0	0	0	0	0	0	0	0	0	0	1	0	0	0	0	0	0	0	0	1
IE3b - Medical Emergency - Other (Illness)	0	0	0	0	0	0	0	0	0	0	0	1	0	0	0	0	0	0	0	0	1
IE3c - Medical Emergency - Other (Battery)	0	0	0	0	0	0	0	0	0	0	0	0	0	0	0	0	0	0	0	0	0
IE3d - Medical Emergency - Other (Attempted Suicide)	0	0	0	0	0	0	0	0	0	0	0	0	0	0	0	0	0	0	0	0	0
IE3e - Medical Emergency - Other (Other)	0	0	0	0	0	0	0	0	0	0	0	0	0	0	0	0	0	0	0	0	0
IE3f - Pepperball Launcher Used	0	0	0	1	0	1	0	0	0	0	0	0	0	0	0	0	0	0	0	0	2
IX - Room Extraction	0	0	0	0	0	0	0	0	0	0	0	0	0	0	0	0	0	0	0	0	0
IX-G - Room Extraction - Chemical	0	0	0	0	0	1	0	0	1	0	0	0	0	0	0	0	0	0	0	0	2
IX-P - Room Extraction - Physical	0	0	0	0	0	0	0	0	0	0	0	0	0	0	0	0	0	0	0	0	0
I - Suicide	0	0	0	0	0	0	0	0	0	0	0	0	0	0	0	0	0	0	0	0	0
IA - Sexual Assault (Alleged)	0	0	0	1	0	0	0	0	0	0	0	0	0	0	0	0	0	0	0	0	1
IG - Suicidal Gestures & Superficial Cuts **	0	0	0	0	0	0	0	0	0	0	0	0	0	0	0	0	0	0	0	0	0
JR - Self Restraint to Fixed Object	0	0	0	0	0	0	0	0	0	0	0	0	0	0	0	0	0	0	0	0	0
JRN - Self Restraint Not to Fixed Object	0	0	0	0	0	0	0	0	0	0	0	0	0	0	0	0	0	0	0	0	0
NA - Walk Aways	0	0	0	0	0	0	0	0	0	0	0	0	0	0	0	0	0	0	0	0	0
TOTAL	1	0	0	17	0	8	1	9	4	0	0	5	0	0	0	1	0	0	1	0	47

* As of April 2003, "Battery on Ward" (IE1) is no longer recorded.

** As of July 2003, "Suicidal Gestures & Superficial Cuts" (SG) is no longer recorded.

3/29/2005

Institutions & Camps Branch Serious Incident Report

March 2005

CATEGORY	DWN	EPDR	FCN	HGS	KH	NAG	OHC	PYCF	VCFFM	VRFFM	NRCC	SRCC	BLVCC	MBVCC	PSYCC	WRYCC	LRYCC	SCVW	SCVW	OTHR	TOTAL
31 - Attempted Escape w/ Force	0	0	0	0	0	0	0	0	0	0	0	0	0	0	0	0	0	0	0	0	0
32 - Attempted Escape w/o Force	0	0	0	0	0	0	0	0	0	0	0	0	0	0	0	0	0	0	0	0	0
33 - Attempted Suicide (Wards)	0	0	0	0	0	0	0	0	0	0	0	0	0	0	0	0	0	0	0	0	0
1 - Battery on Ward *	0	0	0	0	0	0	0	0	0	0	0	0	0	0	0	0	0	0	0	0	0
2 - Battery on Ward w/ Weapon	0	0	0	0	0	0	0	0	0	0	0	0	0	0	0	0	0	0	0	0	0
3 - Battery on Staff	1	0	0	8	0	1	0	0	0	0	0	0	0	0	0	0	0	0	0	0	10
4 - Battery on Staff w/ Weapon	0	0	0	1	0	1	0	0	0	0	0	0	0	0	0	0	0	0	0	0	3
5 - Battery on Staff w/ Foreign Substance	0	0	0	4	0	1	0	3	1	0	0	0	0	0	0	0	0	0	0	0	9
1 - Ward/Death while in Custody	0	0	0	0	0	0	0	0	0	0	0	0	0	0	0	0	0	0	0	0	0
2 - Staff/Death while at Work	0	0	0	0	0	0	0	0	0	0	0	0	0	0	0	0	0	0	0	0	0
F1 - Discharge of Firearm (Ward)	0	0	0	0	0	0	0	0	0	0	0	0	0	0	0	0	0	0	0	0	0
F2 - Discharge of Firearm (Staff)	0	0	0	0	0	0	0	0	0	0	0	0	0	0	0	0	0	0	0	0	0
F3 - Discharge of Firearm (Other)	0	0	0	0	0	0	0	0	0	0	0	0	0	0	0	0	0	0	0	0	0
R - Drugs	0	0	0	0	0	0	0	0	0	0	0	0	0	0	0	0	0	0	0	0	0
1 - Escape w/ Force from Institution	0	0	0	0	0	0	0	0	0	0	0	0	0	0	0	0	0	0	0	0	0
2 - Escape w/o Force from Institution	0	0	0	0	0	0	0	0	0	0	0	0	0	0	0	0	0	0	0	0	0
3 - Escape w/ Force from Camp, on Fire, or on Grade	0	0	0	0	0	0	0	0	0	0	0	0	0	0	0	0	0	0	0	0	0
4 - Escape w/o Force from Camp, on Fire, or on Grade	0	0	0	0	0	0	0	0	0	0	0	0	0	0	0	0	0	0	0	0	0
RC - Emergency Restraint Chair	0	0	0	0	0	0	0	0	0	0	0	0	0	0	0	0	0	0	0	0	0
ID - Group Disturbance	0	2	0	5	0	0	1	1	0	0	0	0	0	0	0	0	0	0	0	0	9
ID37 - Group Disturbance w/ 37/38mm Discharge	0	0	0	0	0	1	0	0	0	0	0	0	0	0	0	0	0	0	0	0	1
IDP8 - Group Disturbance w/ Pepperball Launcher	0	2	0	0	0	2	0	0	0	0	0	0	0	0	0	0	0	0	0	0	4
I1 - Homicide (Ward)	0	0	0	0	0	0	0	0	0	0	0	0	0	0	0	0	0	0	0	0	0
I2 - Homicide (Staff)	0	0	0	0	0	0	0	0	0	0	0	0	0	0	0	0	0	0	0	0	0
1 - Injury / Ward	0	0	0	0	0	0	0	0	0	0	0	0	0	0	0	0	0	0	0	0	0
2 - Injury / Staff	0	0	0	0	0	0	0	0	0	0	0	0	0	0	0	0	0	0	0	0	0
3 - Injury / Other	0	0	0	0	0	0	0	0	0	0	0	0	0	0	0	0	0	0	0	0	0
M - Involuntary Medication	0	0	0	0	0	0	0	0	0	0	0	0	0	0	0	0	0	0	0	0	0
AE - Medical Emergency	0	0	0	0	0	0	0	0	0	0	0	0	0	0	0	0	0	0	0	0	0
AE1 - Medical Emergency (Ward)	0	0	0	0	0	0	0	0	0	0	0	0	0	0	0	0	0	0	0	0	0

* As of April 2003, "Battery on Ward" (B1) is no longer recorded.

** As of July 2003, "Suicide Gestures & Suicidal Cuts" (SG) is no longer recorded.

5/12/2005

Institutions & Camps Branch
Serious Incident Report

March 2005

CATEGORY	DWN	EPAR	FCN	HQS	NH	NAC	ONG	PYCF	VEFH	VEFHM	NRCC	SRCC	BLVCC	MBVCC	POVCC	WVCC	LYVCC	SCVH	SCVH	OTHER	TOTAL
E1a - Medical Emergency - Ward (Accident)	0	0	0	0	0	0	1	0	0	0	0	0	0	0	0	0	0	0	0	0	1
E1b - Medical Emergency - Ward (Illness)	0	0	0	1	0	0	0	0	1	0	0	0	0	0	0	0	0	0	0	0	2
E1c - Medical Emergency - Ward (Battery)	0	0	0	3	0	0	0	0	0	0	0	0	0	0	0	0	0	0	0	0	3
E1d - Medical Emergency - Ward (Attempted Suicide)	0	0	0	0	0	0	0	0	0	0	0	1	0	0	0	0	0	0	0	0	1
E1e - Medical Emergency - Ward (Other)	0	0	0	2	0	0	0	0	0	0	0	0	0	0	0	0	0	0	0	0	2
E2 - Medical Emergency (Staff)	0	0	0	0	0	0	0	0	0	0	0	0	0	0	0	0	0	0	0	0	0
E2a - Medical Emergency - Staff (Accident)	0	0	0	0	0	0	0	0	0	0	0	0	0	0	0	0	0	0	0	0	0
E2b - Medical Emergency - Staff (Illness)	0	0	0	0	0	0	0	1	0	0	0	0	0	0	0	0	0	0	0	0	1
E2c - Medical Emergency - Staff (Battery)	1	0	0	8	0	1	0	0	0	1	0	0	0	0	0	0	0	0	0	0	11
E2d - Medical Emergency - Staff (Attempted Suicide)	0	0	0	0	0	0	0	0	0	0	0	0	0	0	0	0	0	0	0	0	0
E2e - Medical Emergency - Staff (Other)	0	0	0	1	0	0	0	0	0	0	0	0	0	0	0	0	0	0	0	0	1
E3 - Medical Emergency (Other)	0	0	0	0	0	0	0	0	0	0	0	0	0	0	0	0	0	0	0	0	0
E3a - Medical Emergency - Other (Accident)	0	0	0	0	0	0	1	0	0	0	0	0	0	0	0	0	0	0	0	0	1
E3b - Medical Emergency - Other (Illness)	0	0	0	0	0	0	0	1	0	0	0	0	0	0	0	0	0	0	0	0	1
E3c - Medical Emergency - Other (Battery)	0	0	0	0	0	0	0	0	0	0	0	0	0	0	0	0	0	0	0	0	0
E3d - Medical Emergency - Other (Attempted Suicide)	0	0	0	0	0	0	0	0	0	0	0	0	0	0	0	0	0	0	0	0	0
E3e - Medical Emergency - Other (Other)	0	0	0	0	0	0	0	0	0	0	0	0	0	0	0	0	0	0	0	0	0
B - Pepperball Launcher Used	0	2	0	2	0	3	0	0	0	0	0	0	0	0	0	0	0	0	0	0	7
X - Room Extraction	0	0	0	0	0	0	0	0	0	0	0	0	0	0	0	0	0	0	0	0	0
X-C - Room Extraction - Chemical	0	0	0	0	0	0	0	0	2	0	0	0	0	0	0	0	0	0	0	0	2
X-P - Room Extraction - Physical	0	0	0	0	0	1	0	0	0	0	0	0	0	0	0	0	0	0	0	0	1
- Suicide	0	0	0	0	0	0	0	0	0	0	0	0	0	0	0	0	0	0	0	0	0
IA - Sexual Assault (Alleged)	0	0	0	1	0	0	1	1	0	0	0	0	0	0	0	0	0	0	0	0	3
IG - Suicidal Gestures & Superficial Cuts **	0	0	0	0	0	0	0	0	0	0	0	0	0	0	0	0	0	0	0	0	0
IR - Soft Restraint to Fixed Object	0	0	0	0	0	0	0	0	0	0	0	0	0	0	0	0	0	0	0	0	0
IRN - Soft Restraint Not to Fixed Object	0	0	0	0	0	0	0	0	0	0	0	0	0	0	0	0	0	0	0	0	0
WA - Walk Aways	0	0	0	0	0	0	0	0	0	0	0	0	0	0	0	0	0	0	0	0	0
TOTAL	2	6	0	36	0	11	5	10	7	0	0	2	0	0	1	0	0	0	0	0	80

* As of April 2003, "Battery on Ward" (B1) is no longer recorded.

** As of July 2003, "Suicidal Gestures & Superficial Cuts" (SG) is no longer recorded.

5/12/2005

Institutions & Camps Branch
Serious Incident Report

April 2005

CATEGORY	DVN	EPAR	FCN	HQS	KH	NAC	CHC	PYCF	VCFTN	VCFTM	NRCC	SRCC	BYCC	MBYCC	PGVCC	WAVCC	LRVCC	SCVIR	SCM	OTHR	TOTAL
1 - Attempted Escape w/ Force	0	0	0	0	0	0	0	0	0	0	0	0	0	0	0	0	0	0	0	0	0
2 - Attempted Escape w/o Force	0	0	0	0	0	0	0	0	0	0	0	0	0	0	0	0	0	0	0	0	0
- Attempted Suicide (Wards)	0	0	0	0	0	0	0	0	0	0	0	0	0	0	0	0	0	0	0	0	0
- Battery on Ward *	0	0	0	0	0	0	0	0	0	0	0	0	0	0	0	0	0	0	0	0	0
- Battery on Ward w/ Weapon	0	0	0	0	0	0	0	0	0	0	0	0	0	0	0	0	0	0	0	0	0
- Battery on Staff	0	0	0	0	0	0	0	0	0	0	0	0	0	0	0	0	0	0	0	0	0
- Battery on Staff w/ Weapon	0	0	0	0	0	0	0	0	0	0	0	0	0	0	0	0	0	0	0	0	0
- Battery on Staff w/ Foreign Substance	0	0	0	0	0	0	0	0	0	0	0	0	0	0	0	0	0	0	0	0	0
- Ward/Death while in Custody	0	0	0	0	0	0	0	0	0	0	0	0	0	0	0	0	0	0	0	0	0
- Staff/Death while at Work	0	0	0	0	0	0	0	0	0	0	0	0	0	0	0	0	0	0	0	0	0
1 - Discharge of Firearm (Ward)	0	0	0	0	0	0	0	0	0	0	0	0	0	0	0	0	0	0	0	0	0
2 - Discharge of Firearm (Staff)	0	0	0	0	0	0	0	0	0	0	0	0	0	0	0	0	0	0	0	0	0
3 - Discharge of Firearm (Other)	0	0	0	0	0	0	0	0	0	0	0	0	0	0	0	0	0	0	0	0	0
1 - Drugs	0	0	0	0	0	0	0	0	0	0	0	0	0	0	0	0	0	0	0	0	0
- Escape w/ Force from Institution	0	0	0	0	0	0	0	0	0	0	0	0	0	0	0	0	0	0	0	0	0
- Escape w/o Force from Institution	0	0	0	0	0	0	0	0	0	0	0	0	0	0	0	0	0	0	0	0	0
- Escape w/ Force from Camp, on Fire, or on Grade	0	0	0	0	0	0	0	0	0	0	0	0	0	0	0	0	0	0	0	0	0
- Escape w/o Force from Camp, on Fire, or on Grade	0	0	0	0	0	0	0	0	0	0	0	0	0	0	0	0	0	0	0	0	0
1C - Emergency Restraint Chair	0	0	0	0	0	0	0	0	0	0	0	0	0	0	0	0	0	0	0	0	0
3 - Group Disturbance	0	0	0	0	0	0	0	0	0	0	0	0	0	0	0	0	0	0	0	0	0
37 - Group Disturbance w/ 370mm Discharge	0	0	0	0	0	0	0	0	0	0	0	0	0	0	0	0	0	0	0	0	0
37B - Group Disturbance w/ Pepperball Launcher	0	0	0	0	0	0	0	0	0	0	0	0	0	0	0	0	0	0	0	0	0
1 - Homicide (Ward)	0	0	0	0	0	0	0	0	0	0	0	0	0	0	0	0	0	0	0	0	0
2 - Homicide (Staff)	0	0	0	0	0	0	0	0	0	0	0	0	0	0	0	0	0	0	0	0	0
- Injury / Ward	0	0	0	0	0	0	0	0	0	0	0	0	0	0	0	0	0	0	0	0	0
- Injury / Staff	0	0	0	0	0	0	0	0	0	0	0	0	0	0	0	0	0	0	0	0	0
- Injury / Other	0	0	0	0	0	0	0	0	0	0	0	0	0	0	0	0	0	0	0	0	0
1 - Involuntary Medication	0	0	0	0	0	0	0	0	0	0	0	0	0	0	0	0	0	0	0	0	0
E - Medical Emergency	0	0	0	0	0	0	0	0	0	0	0	0	0	0	0	0	0	0	0	0	0
E1 - Medical Emergency (Ward)	0	0	0	0	0	0	0	0	0	0	0	0	0	0	0	0	0	0	0	0	0

* As of April 2003, "Battery on Ward" (B1) is no longer recorded.

** As of July 2003, "Sexual Gestures & Superficial Cuts" (S5) is no longer recorded.

6/9/2005

Institutions & Camps Branch Serious Incident Report

April 2005

CATEGORY	DWN	EPAR	FCN	HQS	KH	HAC	ORC	PYCF	VCFF	VCFFM	NRCC	SRCC	BLVCC	MBVCC	POVCC	WRVCC	LRVCC	SCVFF	SCVFF	OTHER	TOTAL
31a - Medical Emergency - Ward (Accident)	0	0	0	0	0	0	0	0	0	1	0	0	0	0	0	0	0	0	0	0	1
31b - Medical Emergency - Ward (Illness)	0	0	0	0	0	0	1	0	0	0	0	1	0	0	0	0	0	0	0	0	2
31c - Medical Emergency - Ward (Battery)	0	0	0	1	0	0	0	0	0	0	0	0	0	0	1	0	0	0	0	0	2
31d - Medical Emergency - Ward (Attempted Suicide)	0	0	0	2	0	0	0	0	0	0	0	0	0	0	0	0	0	0	0	0	2
31e - Medical Emergency - Ward (Other)	0	0	0	0	0	0	0	0	0	0	0	0	0	0	0	0	0	0	0	0	0
32 - Medical Emergency (Staff)	0	0	0	0	0	0	0	0	0	0	0	0	0	0	0	0	0	0	0	0	0
32a - Medical Emergency - Staff (Accident)	0	0	0	1	0	0	0	0	0	0	0	0	0	0	0	0	0	0	0	0	1
32b - Medical Emergency - Staff (Illness)	0	0	0	0	0	0	0	1	0	0	0	0	0	0	0	0	0	0	0	0	1
32c - Medical Emergency - Staff (Battery)	0	0	0	2	0	3	0	0	0	0	0	0	0	0	0	0	0	0	0	0	5
32d - Medical Emergency - Staff (Attempted Suicide)	0	0	0	0	0	0	0	0	0	0	0	0	0	0	0	0	0	0	0	0	0
32e - Medical Emergency - Staff (Other)	0	0	0	1	0	0	0	0	0	0	0	0	0	0	0	0	0	0	0	0	1
33 - Medical Emergency (Other)	0	0	0	0	0	0	0	0	0	0	0	0	0	0	0	0	0	0	0	0	0
33a - Medical Emergency - Other (Accident)	0	0	0	0	0	0	0	0	0	0	0	0	0	0	0	0	0	0	0	0	0
33b - Medical Emergency - Other (Illness)	0	0	0	0	0	0	0	0	0	0	0	0	0	0	0	0	0	0	0	0	0
33c - Medical Emergency - Other (Battery)	0	0	0	0	0	0	0	0	0	0	0	0	0	0	0	0	0	0	0	0	0
33d - Medical Emergency - Other (Attempted Suicide)	0	0	0	0	0	0	0	0	0	0	0	0	0	0	0	0	0	0	0	0	0
33e - Medical Emergency - Other (Other)	0	0	0	0	0	0	0	0	0	0	0	0	0	0	0	0	0	0	0	0	0
B - Pepperball Launcher Used	0	0	0	0	0	0	0	1	0	0	0	0	0	0	0	0	0	0	0	0	1
X - Room Extraction	0	0	0	0	0	0	0	0	0	0	0	0	0	0	0	0	0	0	0	0	0
X-C - Room Extraction - Chemical	0	0	0	0	0	0	0	0	0	0	0	0	0	0	0	0	0	0	0	0	0
X-P - Room Extraction - Physical	0	0	0	0	0	0	0	1	4	0	0	0	0	0	0	0	0	0	0	0	5
- Suicide	0	0	0	0	0	0	0	0	0	0	0	0	0	0	0	0	0	0	0	0	0
A - Sexual Assault (Alleged)	0	0	0	0	0	0	0	0	0	0	0	0	0	0	0	0	0	0	0	0	0
G - Suicidal Gestures & Superficial Cuts -	0	0	0	0	0	0	0	0	0	0	0	0	0	0	0	0	0	0	0	0	0
R - Soft Restraint to Fixed Object	0	0	0	0	0	0	0	0	0	0	0	0	0	0	0	0	0	0	0	0	0
RN - Soft Restraint Not to Fixed Object	0	0	0	0	0	0	0	0	0	0	0	0	0	0	0	0	0	0	0	0	0
TA - Walk Aways	0	0	0	0	0	0	0	0	0	0	0	0	0	0	0	0	0	0	0	0	0
TOTAL	0	1	0	26	0	13	3	12	11	0	0	1	0	0	1	0	0	0	0	0	68

* As of April 2003, "Battery on Ward" (B1) is no longer recorded.

** As of July 2003, "Suicidal Gestures & Superficial Cuts" (SG) is no longer recorded.

Institutions & Camps Branch Serious Incident Report

May 2005

CATEGORY	DWH	EPAR	FCN	HQS	KH	MAC	DKC	PKCF	VCSTN	VERFIN	NRCC	SREC	BLVCC	MBVCC	PGVCC	WHVCC	CRVCC	SCVW	SCVW	SCVW	OTHER	TOTAL
1 - Attempted Escape w/ Force	0	0	0	0	0	0	0	0	0	0	0	0	0	0	0	0	0	0	0	0	0	0
2 - Attempted Escape w/o Force	0	0	0	0	0	0	0	0	0	0	0	0	0	0	0	0	0	0	0	0	0	0
3 - Attempted Suicide (Wards)	0	1	0	0	0	0	0	0	0	0	0	0	0	0	0	0	0	0	0	0	0	1
4 - Battery on Ward *	0	0	0	0	0	0	0	0	0	0	0	0	0	0	0	0	0	0	0	0	0	0
5 - Battery on Ward w/ Weapon	0	0	0	0	0	0	0	0	0	0	0	0	0	0	0	0	0	0	0	0	0	0
6 - Battery on Staff	0	0	0	0	0	0	2	0	1	0	0	0	0	0	0	0	0	0	0	0	0	3
7 - Battery on Staff w/ Weapon	0	0	0	0	0	0	1	2	0	0	0	0	0	0	0	0	0	0	0	0	0	3
8 - Battery on Staff w/ Foreign Substance	0	0	0	0	0	0	0	0	0	0	0	0	0	0	0	0	0	0	0	0	0	0
9 - Staff/Death while in Custody	0	0	0	0	0	0	4	0	0	1	0	0	0	0	0	0	0	0	0	0	0	6
10 - Staff/Death while at Work	0	0	0	0	0	0	0	0	0	0	0	0	0	0	0	0	0	0	0	0	0	0
11 - Discharge of Firearm (Ward)	0	0	0	0	0	0	0	0	0	0	0	0	0	0	0	0	0	0	0	0	0	0
12 - Discharge of Firearm (Staff)	0	0	0	0	0	0	0	0	0	0	0	0	0	0	0	0	0	0	0	0	0	0
13 - Discharge of Firearm (Other)	0	0	0	0	0	0	0	0	0	0	0	0	0	0	0	0	0	0	0	0	0	0
14 - Drugs	1	0	0	0	0	0	0	0	0	0	0	0	0	0	0	0	0	0	0	0	0	1
15 - Escape w/ Force from Institution	0	0	0	0	0	0	0	0	0	0	0	0	0	0	0	0	0	0	0	0	0	0
16 - Escape w/o Force from Institution	0	0	0	0	0	0	0	0	0	0	0	0	0	0	0	0	0	0	0	0	0	0
17 - Escape w/ Force from Camp, on Fire, or on Grade	0	0	0	0	0	0	0	0	0	0	0	0	0	0	0	0	0	0	0	0	0	0
18 - Escape w/o Force from Camp, on Fire, or on Grade	0	0	0	0	0	0	0	0	0	0	0	0	0	0	0	0	0	0	0	0	0	0
19 - Emergency Restraint Chair	0	0	0	0	0	0	0	0	0	0	0	0	0	0	0	0	0	0	0	0	0	0
20 - Group Disturbance	0	0	0	0	3	0	0	0	0	3	0	0	0	0	0	0	0	0	0	0	0	6
21 - Group Disturbance w/ 37mm Discharge	0	0	0	0	2	0	1	0	0	0	0	0	0	0	0	0	0	0	0	0	0	3
22 - Group Disturbance w/ Pepperball Launcher	0	0	0	0	0	0	1	0	0	0	0	0	0	0	0	0	0	0	0	0	0	1
23 - Homicide (Ward)	0	0	0	0	0	0	0	0	0	0	0	0	0	0	0	0	0	0	0	0	0	0
24 - Homicide (Staff)	0	0	0	0	0	0	0	0	0	0	0	0	0	0	0	0	0	0	0	0	0	0
25 - Injury / Ward	0	0	0	0	0	0	0	1	0	0	0	0	0	0	0	0	0	0	0	0	0	1
26 - Injury / Staff	0	0	0	0	1	0	0	0	0	0	0	0	0	0	0	0	0	0	0	0	0	1
27 - Injury / Other	0	0	0	0	0	0	0	0	0	0	0	0	0	0	0	0	0	0	0	0	0	0
28 - Involuntary Medication	0	0	0	0	0	0	0	0	0	0	0	0	0	0	0	0	0	0	0	0	0	0
29 - Medical Emergency	0	0	0	0	0	0	0	0	0	0	0	0	0	0	0	0	0	0	0	0	0	0
30 - Medical Emergency (Ward)	0	0	0	0	0	0	0	0	0	0	0	0	0	0	0	0	0	0	0	0	0	0

* As of April 2003, "Battery on Ward" (B1) is no longer recorded.
** As of July 2003, "Suicidal Gestures & Self-Inflicted Cuts" (SG) is no longer recorded.

Institutions & Camps Branch Serious Incident Report

May 2005

CATEGORY	DVM	EPDR	FCN	HQS	KH	NAC	OHC	PVCF	VCFF	VCFFM	NRC	SRCC	BLVCC	MAVCC	PVCC	WAYCC	LRYCC	SCVW	SCVWQ	OTHER	TOTAL
3a - Medical Emergency - Ward (Accident)	0	0	0	0	0	0	1	1	0	0	0	0	0	0	0	0	0	0	1	0	0
3b - Medical Emergency - Ward (Illness)	0	0	0	1	0	1	0	0	0	0	0	1	0	0	0	0	0	0	0	0	3
3c - Medical Emergency - Ward (Battery)	0	1	0	2	0	0	0	0	0	0	0	0	0	0	0	0	0	0	0	0	3
3d - Medical Emergency - Ward (Attempted Suicide)	0	0	0	0	0	0	0	0	0	0	0	0	0	0	0	0	0	0	0	0	0
3e - Medical Emergency - Ward (Other)	0	0	0	4	0	0	1	0	0	0	0	0	0	0	0	0	0	0	0	0	5
3f - Medical Emergency (Staff)	0	0	0	0	0	0	0	0	0	0	0	0	0	0	0	0	0	0	0	0	0
3g - Medical Emergency - Staff (Accident)	0	0	0	1	0	0	0	0	0	0	0	0	0	0	0	0	0	0	0	0	1
3h - Medical Emergency - Staff (Illness)	0	0	0	1	0	0	0	0	2	1	0	0	0	0	0	0	0	0	0	0	4
3i - Medical Emergency - Staff (Battery)	0	0	0	0	0	2	1	0	0	0	0	0	0	0	0	0	0	0	0	0	3
3j - Medical Emergency - Staff (Attempted Suicide)	0	0	0	0	0	0	0	0	0	0	0	0	0	0	0	0	0	0	0	0	0
3k - Medical Emergency - Staff (Other)	0	0	0	0	0	1	1	0	0	0	0	0	0	0	0	0	0	0	0	0	2
3l - Medical Emergency (Other)	0	0	0	0	0	0	0	0	0	0	0	0	0	0	0	0	0	0	0	0	0
3m - Medical Emergency - Other (Accident)	0	0	0	0	0	0	0	0	0	0	0	0	0	0	0	0	0	0	0	0	0
3n - Medical Emergency - Other (Illness)	0	0	0	0	0	0	0	0	0	0	0	0	0	0	0	0	0	0	0	0	0
3o - Medical Emergency - Other (Battery)	0	0	0	0	0	0	0	0	0	0	0	0	0	0	0	0	0	0	0	0	0
3p - Medical Emergency - Other (Attempted Suicide)	0	0	0	0	0	0	0	0	0	0	0	0	0	0	0	0	0	0	0	0	0
3q - Medical Emergency - Other (Other)	0	0	0	0	0	0	0	0	0	0	0	0	0	0	0	0	0	0	0	0	0
3r - Pepperball Launcher Used	0	0	0	2	0	1	0	0	0	0	0	0	0	0	0	0	0	0	0	0	3
3s - Room Extraction	0	0	0	0	0	0	0	0	0	0	0	0	0	0	0	0	0	0	0	0	0
3t - Room Extraction - Chemical	0	0	0	0	0	0	0	0	0	0	0	0	0	0	0	0	0	0	0	0	0
3u - Room Extraction - Physical	0	0	0	0	0	0	0	0	0	0	0	0	0	0	0	0	0	0	0	0	0
3v - Suicide	0	0	0	0	0	0	0	0	0	0	0	0	0	0	0	0	0	0	0	0	0
3w - Sexual Assault (Alleged)	0	0	0	0	0	0	0	1	0	0	0	0	0	0	0	0	0	0	0	0	1
3x - Suicidal Gestures & Superficial Cuts **	0	0	0	0	0	0	0	0	0	0	0	0	0	0	0	0	0	0	0	0	0
3y - Soft Restraint to Fixed Object	0	0	0	0	0	0	0	0	0	0	0	0	0	0	0	0	0	0	0	0	0
3z - Soft Restraint Not to Fixed Object	0	0	0	0	0	0	0	0	0	0	0	0	0	0	0	0	0	0	0	0	0
A - Walk Aways	0	0	0	0	0	0	0	0	0	0	0	0	0	0	0	0	0	0	0	0	0
TOTAL	1	2	0	18	0	15	8	6	2	0	0	1	0	0	0	0	0	1	0	0	54

* As of April 2003, "Battery on Ward" (B1) is no longer recorded.

** As of July 2003, "Suicidal Gestures & Superficial Cuts" (SG) is no longer recorded.

01/1/2005

Institutions & Camps Branch Serious Incident Report

June 2005

CATEGORY	DWN	EPDR	FCN	HGS	KH	NAC	OHG	PYCF	VCFD	VCFM	NRCC	SRCC	BLVCC	ABVCC	PTVCC	WATCC	LRVCC	SCVH	SCVM	OTH3	TOTAL
1. Attempted Escape w/ Force	0	0	0	0	0	0	0	0	0	0	0	0	0	0	0	0	0	0	0	0	0
2. Attempted Escape w/o Force	0	0	0	0	0	0	0	0	0	0	0	0	0	0	0	0	0	0	0	0	0
- Attempted Suicide (Wards)	0	0	0	1	0	1	0	3	3	0	0	3	0	0	0	0	0	0	0	0	11
- Battery on Ward *	0	0	0	0	0	0	0	0	0	0	0	0	0	0	0	0	0	0	0	0	0
- Battery on Ward w/ Weapon	0	0	0	0	0	0	0	0	0	0	0	0	0	0	0	0	0	0	0	0	0
- Battery on Staff	0	0	0	0	0	1	0	1	0	0	0	0	0	0	0	0	0	0	0	0	2
- Battery on Staff w/ Weapon	0	0	0	0	0	0	0	0	1	0	0	0	0	0	0	0	0	0	0	0	1
- Battery on Staff w/ Foreign Substance	0	0	0	4	0	1	0	1	1	0	0	0	0	0	0	0	0	0	0	0	7
- Ward/Death while in Custody	0	0	0	0	0	0	0	0	0	0	0	0	0	0	0	0	0	0	0	0	0
- Staff/Death while at Work	0	0	0	0	0	0	0	0	0	0	0	0	0	0	0	0	0	0	0	0	0
1 - Discharge of Firearm (Ward)	0	0	0	0	0	0	0	0	0	0	0	0	0	0	0	0	0	0	0	0	0
2 - Discharge of Firearm (Staff)	0	0	0	0	0	0	0	0	0	0	0	0	0	0	0	0	0	0	0	0	0
3 - Discharge of Firearm (Other)	0	0	0	0	0	0	0	0	0	0	0	0	0	0	0	0	0	0	0	0	0
- Drugs	0	0	0	0	0	0	0	0	0	0	0	1	0	0	0	0	0	0	0	0	1
- Escape w/ Force from Institution	0	0	0	0	0	0	0	0	0	0	0	0	0	0	0	0	0	0	0	0	0
- Escape w/o Force from Institution	0	0	0	0	0	0	0	0	0	0	0	0	0	0	0	0	0	0	0	0	0
- Escape w/ Force from Camp, on Fire, or on Grade	0	0	0	0	0	0	0	0	0	0	0	0	0	0	0	0	0	0	0	0	0
- Escape w/o Force from Camp, on Fire, or on Grade	0	0	0	0	0	0	0	0	0	0	0	0	0	0	0	0	0	0	0	0	0
- Emergency Restrain Chair	0	0	0	0	0	0	0	0	0	0	0	0	0	0	0	0	0	0	0	0	0
1 - Group Disturbance	0	0	0	3	0	0	0	2	0	0	0	1	0	0	0	0	0	0	0	0	7
137 - Group Disturbance w/ 37/38mm Discharge	0	0	0	1	0	3	0	0	0	0	0	0	0	0	0	0	0	0	0	0	4
138 - Group Disturbance w/ Pepperball Launcher	0	0	0	0	0	2	0	0	0	0	0	0	0	0	0	0	0	0	0	0	2
- Homicide (Ward)	0	0	0	0	0	0	0	0	0	0	0	0	0	0	0	0	0	0	0	0	0
- Homicide (Staff)	0	0	0	0	0	0	0	0	0	0	0	0	0	0	0	0	0	0	0	0	0
- Injury / Ward	0	0	0	0	0	0	0	0	0	0	0	0	0	0	0	0	0	0	0	0	1
- Injury / Staff	0	0	0	0	0	0	0	0	0	0	0	0	0	0	0	0	0	0	0	0	0
- Injury / Other	0	0	0	0	0	0	0	0	0	0	0	0	0	0	0	0	0	0	0	0	0
- Involuntary Medication	0	0	0	0	0	0	0	0	0	0	0	0	0	0	0	0	0	0	0	0	0
- Medical Emergency	0	0	0	0	0	0	0	0	0	0	0	0	0	0	0	0	0	0	0	0	0
31 - Medical Emergency (Ward)	0	0	0	0	0	0	0	0	0	0	0	0	0	0	0	0	0	0	0	0	0

* As of April 2003, "Battery on Ward" (51) is no longer recorded.

** As of July 2003, "Suicidal Gestures & Superficial Cuts" (SG) is no longer recorded.

7/25/2005

Institutions & Camps Branch Serious Incident Report

June 2005

CATEGORY	DWH	EPDR	FCN	HCS	KH	NAC	OHC	PWCF	YCFM	YCFM	ABCC	SRCC	BLVCC	MSVCC	POVCC	WAVCC	LEVCC	SCVW	SCVW	OTHER	TOTAL
31a - Medical Emergency - Ward (Accident)	0	0	0	0	0	0	0	0	0	0	0	0	0	0	0	0	0	0	0	0	1
31b - Medical Emergency - Ward (Illness)	0	0	0	0	0	0	0	0	1	0	0	0	0	0	0	0	0	0	0	0	1
31c - Medical Emergency - Ward (Battery)	0	0	0	4	0	0	0	0	0	0	0	0	0	0	0	0	0	0	0	0	5
31d - Medical Emergency - Ward (Attempted Suicide)	0	0	0	1	0	0	0	0	1	0	0	0	0	0	0	0	0	0	0	0	3
31e - Medical Emergency - Ward (Other)	0	0	0	3	0	0	1	0	0	0	0	0	0	0	0	0	0	0	0	0	4
32 - Medical Emergency (Staff)	0	0	0	0	0	0	0	0	0	0	0	0	0	0	0	0	0	0	0	0	0
32a - Medical Emergency - Staff (Accident)	0	0	0	0	0	0	0	0	0	0	0	0	0	0	0	0	0	0	0	0	0
32b - Medical Emergency - Staff (Illness)	0	0	0	0	0	0	0	0	0	0	0	0	0	0	0	0	0	0	0	0	0
32c - Medical Emergency - Staff (Battery)	0	0	0	1	0	2	0	0	0	0	0	0	0	0	0	0	0	0	0	0	3
32d - Medical Emergency - Staff (Attempted Suicide)	0	0	0	0	0	0	0	0	0	0	0	0	0	0	0	0	0	0	0	0	0
32e - Medical Emergency - Staff (Other)	1	0	0	0	0	1	0	0	0	0	0	0	0	0	0	0	0	0	0	0	2
33 - Medical Emergency (Other)	0	0	0	0	0	0	0	0	0	0	0	0	0	0	0	0	0	0	0	0	0
33a - Medical Emergency - Other (Accident)	0	0	0	0	0	0	0	0	0	0	0	0	0	0	0	0	0	0	0	0	0
33b - Medical Emergency - Other (Illness)	0	0	0	0	0	0	0	0	0	0	0	0	0	0	0	0	0	0	0	0	0
33c - Medical Emergency - Other (Battery)	0	0	0	0	0	0	0	0	0	0	0	0	0	0	0	0	0	0	0	0	0
33d - Medical Emergency - Other (Attempted Suicide)	0	0	0	0	0	0	0	0	0	0	0	0	0	0	0	0	0	0	0	0	0
33e - Medical Emergency - Other (Other)	0	0	0	0	0	0	0	0	0	0	0	0	0	0	0	0	0	0	0	0	0
1 - Pepperball Launcher Used	0	0	0	0	0	5	0	1	0	0	0	0	0	0	0	0	0	0	0	0	6
2 - Room Extraction	0	0	0	0	0	0	0	0	0	0	0	0	0	0	0	0	0	0	0	0	0
3C - Room Extraction - Chemical	0	0	0	0	0	1	0	2	0	0	0	0	0	0	0	0	0	0	0	0	3
4P - Room Extraction - Physical	0	0	0	0	0	2	0	1	0	0	0	0	0	0	0	0	0	0	0	0	4
5 - Suicide	0	0	0	0	0	0	0	0	0	0	0	0	0	0	0	0	0	0	0	0	0
6 - Sexual Assault (Alleged)	0	0	0	0	0	0	0	0	0	0	0	0	0	0	0	0	0	0	0	0	0
7 - Suicidal Gestures & Superficial Cuts **	0	0	0	0	0	0	0	0	0	0	0	0	0	0	0	0	0	0	0	0	0
8 - Soft Restraint to Fixed Object	0	0	0	0	0	0	0	0	0	0	0	0	0	0	0	0	0	0	0	0	1
9N - Soft Restraint Not to Fixed Object	0	0	0	0	0	0	0	0	0	0	0	0	0	0	0	0	0	0	0	0	0
A - Walk Aways	0	0	0	0	0	0	0	0	0	0	0	0	0	0	0	0	0	0	0	0	0
TOTAL	2	0	0	0	18	19	1	13	6	0	0	9	0	0	0	0	0	0	0	2	70

* As of April 2003, 'Battery on Ward' (B1) is no longer recorded.
 ** As of July 2003, 'Suicidal Gestures & Superficial Cuts' (SC) is no longer recorded.
 7/25/2005

DEPARTMENT OF THE YOUTH AUTHORITY
RESEARCH DIVISION
INFORMATION SYSTEMS UNIT

AUG 04 2006

Monthly Population Report as of January 31, 2005

INSTITUTIONS	DESIGN CAPACITY	AVAILABLE CAPACITY*	FY 2004-05 BUDGET 01/2005	ACTUAL POP 01/31/2005	VARIANCE FROM BUDGET	PERCENT OF DESIGN CAPACITY	PERCENT OF AVAILABLE CAPACITY
NYCRCC	326	0	0	0	0	0%	0%
SYCRCC **	350	296	296	248	-48	71%	84%
N. A. CHADERJIAN	600	604	633	555	-78	93%	92%
FRED C. NELLES	650	0	0	0	0	0%	0%
O.H. CLOSE	379	302	302	302	0	80%	100%
EL PASO DE ROBLES	690	243	242	265	23	38%	109%
KARL HOLTON	388	0	0	0	0	0%	0%
DEWITT NELSON	433	420	420	409	-11	94%	97%
PRESTON	720	379	449	456	7	63%	120%
HEMAN G. STARK	1200	876	907	819	-88	68%	93%
VENTURA - MALE	381	80	80	44	-36	12%	55%
VENTURA - FEMALE	295	150	159	150	-9	51%	100%
BEN LOMOND	80	70	20	35	15	44%	50%
PINE GROVE	80	70	72	44	-28	55%	63%
WASHINGTON RIDGE	80	70	20	31	11	39%	44%
TOTALS	6,652	3,560	3,600	3,358	-242	50%	94%

* Available capacity includes only living units currently *budgeted* to be open.

** The ward population includes 15 contract ("J") cases from Los Angeles County at SYCRCC.

DEPARTMENT OF THE YOUTH AUTHORITY
 RESEARCH DIVISION
 INFORMATION SYSTEMS UNIT

AUG 04 2006

Monthly Population Report as of February 28, 2005

INSTITUTIONS	DESIGN CAPACITY	AVAILABLE CAPACITY*	FY 2004-05 BUDGET 02/2005	ACTUAL POP 02/28/2005	VARIANCE FROM BUDGET	PERCENT OF DESIGN CAPACITY	PERCENT OF AVAILABLE CAPACITY
NYCRCC	326	0	0	0	0	0%	0%
SYCRCC **	350	296	296	262	-34	75%	89%
N. A. CHADERJIAN	600	604	623	560	-63	93%	93%
FRED C. NELLES	650	0	0	0	0	0%	0%
O.H. CLOSE	379	302	302	284	-18	75%	94%
EL PASO DE ROBLES	690	243	243	265	22	38%	109%
KARL HOLTON	388	0	0	0	0	0%	0%
DEWITT NELSON	433	420	420	420	0	97%	100%
PRESTON	720	379	449	463	14	64%	122%
HEMAN G. STARK	1200	876	902	774	-128	65%	88%
VENTURA - MALE	381	80	80	42	-38	11%	53%
VENTURA - FEMALE	295	150	154	150	-4	51%	100%
BEN LOMOND	80	70	10	24	14	30%	34%
PINE GROVE	80	70	77	51	-26	64%	73%
WASHINGTON RIDGE	80	70	10	19	9	24%	27%
TOTALS	6,652	3,560	3,566	3,314	-252	50%	93%

* Available capacity includes only living units currently *budgeted* to be open.

** The ward population includes 20 contract ("J") cases from Los Angeles County at SYCRCC.

DEPARTMENT OF THE YOUTH AUTHORITY
RESEARCH DIVISION
INFORMATION SYSTEMS UNIT

AUG 04 2006

Monthly Population Report as of March 31, 2005

INSTITUTIONS	DESIGN CAPACITY	AVAILABLE CAPACITY*	FY 2004-05 BUDGET 03/2005	ACTUAL POP 03/31/2005	VARIANCE FROM BUDGET	PERCENT OF DESIGN CAPACITY	PERCENT OF AVAILABLE CAPACITY
NYCRCC	326	0	0	0	0	0%	0%
SYCRCC **	350	296	296	281	-15	80%	95%
N. A. CHADERJIAN	600	604	613	574	-39	96%	95%
FRED C. NELLES	650	0	0	0	0	0%	0%
O.H. CLOSE	379	302	302	273	-29	72%	90%
EL PASO DE ROBLES	690	243	243	256	13	37%	105%
KARL HOLTON	388	0	0	0	0	0%	0%
DEWITT NELSON	433	420	420	411	-9	95%	98%
PRESTON	720	379	414	467	53	65%	123%
HEMAN G. STARK	1200	876	896	793	-103	66%	91%
VENTURA - MALE	381	80	80	41	-39	11%	51%
VENTURA - FEMALE	295	150	154	162	8	55%	108%
BEN LOMOND	80	70	0	20	20	25%	29%
PINE GROVE	80	70	80	59	-21	74%	84%
WASHINGTON RIDGE	80	70	0	13	13	16%	19%
TOTALS	6,652	3,560	3,498	3,350	-148	50%	94%

* Available capacity includes only living units currently *budgeted* to be open.

** The ward population includes 23 contract ("J") cases from Los Angeles County at SYCRCC.

DEPARTMENT OF THE YOUTH AUTHORITY
 RESEARCH DIVISION
 INFORMATION SYSTEMS UNIT

AUG 04 2006

Monthly Population Report as of April 30, 2005

INSTITUTIONS	DESIGN CAPACITY	AVAILABLE CAPACITY*	FY 2004-05 BUDGET 04/2005	ACTUAL POP 04/30/2005	VARIANCE FROM BUDGET	PERCENT OF DESIGN CAPACITY	PERCENT OF AVAILABLE CAPACITY
NYCRCC	326	0	0	0	0	0%	0%
SYCRCC **	350	296	296	262	-34	75%	89%
N. A. CHADERJIAN	600	604	604	560	-44	93%	93%
FRED C. NELLES	650	0	0	0	0	0%	0%
O.H. CLOSE	379	302	302	275	-27	73%	91%
EL PASO DE ROBLES	690	243	243	261	18	38%	107%
KARL HOLTON	388	0	0	0	0	0%	0%
DEWITT NELSON	433	420	420	411	-9	95%	98%
PRESTON	720	379	404	455	51	63%	120%
HEMAN G. STARK	1200	876	891	773	-118	64%	88%
VENTURA - MALE	381	80	80	48	-32	13%	60%
VENTURA - FEMALE	295	150	154	161	7	55%	107%
BEN LOMOND	80	70	0	0	0	0%	0%
PINE GROVE	80	70	80	78	-2	98%	111%
WASHINGTON RIDGE	80	70	0	0	0	0%	0%
TOTALS	6,652	3,560	3,474	3,284	-190	49%	92%

* Available capacity includes only living units currently *budgeted* to be open.

** The ward population includes 22 contract ("J") cases from Los Angeles County at SYCRCC.

DEPARTMENT OF THE YOUTH AUTHORITY
 RESEARCH DIVISION
 INFORMATION SYSTEMS UNIT

AUG 04 2006

Monthly Population Report as of May 31, 2005

INSTITUTIONS	DESIGN CAPACITY	AVAILABLE CAPACITY*	FY 2004-05 BUDGET 05/2005	ACTUAL POP 05/31/2005	VARIANCE FROM BUDGET	PERCENT OF DESIGN CAPACITY	PERCENT OF AVAILABLE CAPACITY
NYCRCC	326	0	0	0	0	0%	0%
SYCRCC **	350	296	296	296	0	85%	100%
N. A. CHADERJIAN	600	604	604	520	-84	87%	86%
FRED C. NELLES	650	0	0	0	0	0%	0%
O.H. CLOSE	379	302	302	274	-28	72%	91%
EL PASO DE ROBLES	690	243	243	263	20	38%	108%
KARL HOLTON	388	0	0	0	0	0%	0%
DEWITT NELSON	433	420	420	417	-3	96%	99%
PRESTON	720	379	394	461	67	64%	122%
HEMAN G. STARK	1200	876	886	768	-118	64%	88%
VENTURA - MALE	381	80	80	45	-35	12%	56%
VENTURA - FEMALE	295	150	154	150	-4	51%	100%
BEN LOMOND	80	70	0	0	0	0%	0%
PINE GROVE	80	70	80	78	-2	98%	111%
WASHINGTON RIDGE	80	70	0	0	0	0%	0%
TOTALS	6,652	3,560	3,459	3,272	-187	49%	92%

* Available capacity includes only living units currently *budgeted* to be open.

** The ward population includes 30 contract ("J") cases from Los Angeles County at SYCRCC.

DEPARTMENT OF THE YOUTH AUTHORITY
 RESEARCH DIVISION
 INFORMATION SYSTEMS UNIT

AUG 04 2006

Monthly Population Report as of June 30, 2005

INSTITUTIONS	DESIGN CAPACITY	AVAILABLE CAPACITY*	FY 2004-05 BUDGET 06/2005	ACTUAL POP 06/30/2005	VARIANCE FROM BUDGET	PERCENT OF DESIGN CAPACITY	PERCENT OF AVAILABLE CAPACITY
NYCRCC	326	0	0	0	0	0%	0%
SYCRCC **	350	238	242	307	65	88%	129%
N. A. CHADERJIAN	600	499	511	493	-18	82%	99%
FRED C. NELLES	650	0	0	0	0	0%	0%
O.H. CLOSE	379	290	291	272	-19	72%	94%
EL PASO DE ROBLES	690	213	223	259	36	38%	122%
KARL HOLTON	388	0	0	0	0	0%	0%
DEWITT NELSON	433	320	340	416	76	96%	130%
PRESTON	720	358	378	454	76	63%	127%
HEMAN G. STARK	1200	832	826	756	-70	63%	91%
VENTURA - MALE	381	80	80	47	-33	12%	59%
VENTURA - FEMALE	295	130	128	147	19	50%	113%
PINE GROVE	80	80	75	81	6	101%	101%
TOTALS	6,492	3,040	3,094	3,232	138	50%	106%

* Available capacity includes only living units currently *budgeted* to be open.

** The ward population includes 27 contract ("J") cases from Los Angeles County at SYCRCC.

AUG 04 2006

**CALIFORNIA DEPARTMENT OF CORRECTIONS AND REHABILITATION
JUVENILE JUSTICE DIVISION - RESEARCH
INFORMATION SYSTEMS UNIT - OBITS**

Monthly Population Report as of January 31, 2006

INSTITUTIONS	DESIGN CAPACITY	AVAILABLE CAPACITY*	FY 2005-06 BUDGET 01/2006	ACTUAL POP 1/31/2005	VARIANCE FROM BUDGET	PERCENT OF DESIGN CAPACITY	PERCENT OF AVAILABLE CAPACITY
NYCRCC	326	0	0	0	0	0%	0%
SYCRCC **	350	218	226	261	35	75%	120%
N. A. CHADERJIAN	600	454	476	314	-162	52%	69%
FRED C. NELLES	650	0	0	0	0	0%	0%
O.H. CLOSE	379	235	260	284	24	75%	121%
EL PASO DE ROBLES	690	183	195	224	29	32%	122%
KARL HOLTON	388	0	0	0	0	0%	0%
DEWITT NELSON	433	253	284	394	110	91%	156%
PRESTON	720	308	332	421	89	58%	137%
HEMAN G. STARK	1200	689	756	775	19	65%	112%
VENTURA - MALE	381	80	80	57	-23	15%	71%
VENTURA - FEMALE	295	115	121	139	18	47%	121%
PINE GROVE	80	80	80	70	-10	88%	88%
TOTALS	6,492	2,615	2,810	2,939	129	45%	112%

* Available capacity includes only living units currently *budgeted* to be open.

** The ward population includes 26 contract ("J") cases from Los Angeles County at SYCRCC.

AUG 04 2006

CALIFORNIA DEPARTMENT OF CORRECTIONS AND REHABILITATION
JUVENILE JUSTICE DIVISION - RESEARCH
INFORMATION SYSTEMS UNIT - OBITS

Monthly Population Report as of February 28, 2006

INSTITUTIONS	DESIGN CAPACITY	AVAILABLE CAPACITY*	FY 2005-06 BUDGET 02/2006	ACTUAL POP 2/28/2006	VARIANCE FROM BUDGET	PERCENT OF DESIGN CAPACITY	PERCENT OF AVAILABLE CAPACITY
NYCRCC	326	0	0	0	0	0%	0%
SYCRCC **	350	218	224	258	34	74%	118%
N. A. CHADERJIAN	600	454	472	286	-186	48%	63%
FRED C. NELLES	650	0	0	0	0	0%	0%
O.H. CLOSE	379	235	255	274	19	72%	117%
EL PASO DE ROBLES	690	183	193	205	12	30%	112%
KARL HOLTON	388	0	0	0	0	0%	0%
DEWITT NELSON	433	253	278	419	141	97%	166%
PRESTON	720	308	328	421	93	58%	137%
HEMAN G. STARK	1200	689	744	796	52	66%	116%
VENTURA - MALE	381	80	80	53	-27	14%	66%
VENTURA - FEMALE	295	115	120	130	10	44%	113%
PINE GROVE	80	80	80	74	-6	93%	93%
TOTALS	6,492	2,615	2,774	2,916	142	45%	112%

* Available capacity includes only living units currently *budgeted* to be open.

** The ward population includes 21 contract ("J") cases from Los Angeles County at SYCRCC.

AUG 04 2006

CALIFORNIA DEPARTMENT OF CORRECTIONS AND REHABILITATION
JUVENILE JUSTICE DIVISION - RESEARCH
INFORMATION SYSTEMS UNIT - OBITS

Monthly Population Report as of March 31, 2006

INSTITUTIONS	DESIGN CAPACITY	AVAILABLE CAPACITY*	FY 2005-06 BUDGET 03/2006	ACTUAL POP 3/31/2006	VARIANCE FROM BUDGET	PERCENT OF DESIGN CAPACITY	PERCENT OF AVAILABLE CAPACITY
NYCRCC	326	0	0	0	0	0%	0%
SYCRCC **	350	218	266	268	2	77%	123%
N. A. CHADERJIAN	600	454	427	333	-94	56%	73%
FRED C. NELLES	650	0	0	0	0	0%	0%
O.H. CLOSE	379	235	251	254	3	67%	108%
EL PASO DE ROBLES	690	183	242	210	-32	30%	115%
KARL HOLTON	388	0	0	0	0	0%	0%
DEWITT NELSON	433	253	387	369	-18	85%	146%
PRESTON	720	308	481	427	-54	59%	139%
HEMAN G. STARK	1200	689	732	807	75	67%	117%
VENTURA - MALE	381	80	50	52	2	14%	65%
VENTURA - FEMALE	295	115	142	129	-13	44%	112%
PINE GROVE	80	80	80	75	-5	94%	94%
TOTALS	6,492	2,615	3,058	2,924	-134	45%	112%

* Available capacity includes only living units currently *budgeted* to be open.

** The ward population includes 21 contract ("J") cases from Los Angeles County at SYCRCC.

AUG 04 2006

**CALIFORNIA DEPARTMENT OF CORRECTIONS AND REHABILITATION
JUVENILE JUSTICE DIVISION - RESEARCH
INFORMATION SYSTEMS UNIT - OBITs**

Monthly Population Report as of April 30, 2006

INSTITUTIONS	DESIGN CAPACITY	AVAILABLE CAPACITY*	FY 2005-06 BUDGET 04/2006	ACTUAL POP 4/30/2006	VARIANCE FROM BUDGET	PERCENT OF DESIGN CAPACITY	PERCENT OF AVAILABLE CAPACITY
NYCRCC	326	0	0	0	0	0%	0%
SYCRCC **	350	218	259	284	25	81%	130%
N. A. CHADERJIAN	600	454	426	333	-93	56%	73%
FRED C. NELLES	650	0	0	0	0	0%	0%
O.H. CLOSE	379	235	247	240	-7	63%	102%
EL PASO DE ROBLES	690	183	238	202	-36	29%	110%
KARL HOLTON	388	0	0	0	0	0%	0%
DEWITT NELSON	433	253	379	345	-34	80%	136%
PRESTON	720	308	482	441	-41	61%	143%
HEMAN G. STARK	1200	689	721	798	77	67%	116%
VENTURA - MALE	381	80	52	59	7	15%	74%
VENTURA - FEMALE	295	115	140	129	-11	44%	112%
PINE GROVE	80	80	80	75	-5	94%	94%
TOTALS	6,492	2,615	3,024	2,906	-118	45%	111%

* Available capacity includes only living units currently *budgeted* to be open.

** The ward population includes 16 contract ("J") cases from Los Angeles County at SYCRCC.

AUG 04 2006

CALIFORNIA DEPARTMENT OF CORRECTIONS AND REHABILITATION
JUVENILE JUSTICE DIVISION - RESEARCH
INFORMATION SYSTEMS UNIT - OBITS

Monthly Population Report as of May 31, 2006

INSTITUTIONS	DESIGN CAPACITY	AVAILABLE CAPACITY*	FY 2005-06 BUDGET 05/2006	ACTUAL POP 5/31/2006	VARIANCE FROM BUDGET	PERCENT OF DESIGN CAPACITY	PERCENT OF AVAILABLE CAPACITY
NYCRCC	326	0	0	0	0	0%	0%
SYCRCC **	350	218	251	281	30	80%	129%
N. A. CHADERJIAN	600	454	425	311	-114	52%	69%
FRED C. NELLES	650	0	0	0	0	0%	0%
O.H. CLOSE	379	235	243	240	-3	63%	102%
EL PASO DE ROBLES	690	183	235	205	-30	30%	112%
KARL HOLTON	388	0	0	0	0	0%	0%
DEWITT NELSON	433	253	372	358	-14	83%	142%
PRESTON	720	308	482	434	-48	60%	141%
HEMAN G. STARK	1200	689	710	821	111	68%	119%
VENTURA - MALE	381	80	54	60	6	16%	75%
VENTURA - FEMALE	295	115	137	123	-14	42%	107%
PINE GROVE	80	80	80	71	-9	89%	89%
TOTALS	6,492	2,615	2,989	2,904	-85	45%	111%

* Available capacity includes only living units currently *budgeted* to be open.

** The ward population includes 27 contract ("J") cases from Los Angeles County at SYCRCC.

AUG 04 2006

CALIFORNIA DEPARTMENT OF CORRECTIONS AND REHABILITATION
JUVENILE JUSTICE DIVISION - RESEARCH
INFORMATION SYSTEMS UNIT - OBITS

Monthly Population Report as of June 30, 2006

INSTITUTIONS	DESIGN CAPACITY	AVAILABLE CAPACITY*	FY 2005-06 BUDGET 06/2006	ACTUAL POP 6/30/2006	VARIANCE FROM BUDGET	PERCENT OF DESIGN CAPACITY	PERCENT OF AVAILABLE CAPACITY
NYCRCC	326	0	0	0	0	0%	0%
SYCRCC **	350	218	243	271	28	77%	124%
N. A. CHADERJIAN	600	454	425	311	-114	52%	69%
FRED C. NELLES	650	0	0	0	0	0%	0%
O.H. CLOSE	379	235	239	234	-5	62%	100%
EL PASO DE ROBLES	690	183	231	209	-22	30%	114%
KARL HOLTON	388	0	0	0	0	0%	0%
DEWITT NELSON	433	253	364	358	-6	83%	142%
PRESTON	720	308	483	424	-59	59%	138%
HEMAN G. STARK	1200	689	699	819	120	68%	119%
VENTURA - MALE	381	80	56	58	2	15%	73%
VENTURA - FEMALE	295	115	135	129	-6	44%	112%
PINE GROVE	80	80	80	74	-6	93%	93%
TOTALS	6,492	2,615	2,955	2,887	-68	44%	110%

* Available capacity includes only living units currently *budgeted* to be open.

** The ward population includes 27 contract ("J") cases from Los Angeles County at SYCRCC.

Appendix B

DJJ, Temporary Departmental Order #06-38:

Suicide Watch

April 14, 2006



California
Department of
Corrections and
Rehabilitation

**Division of
Juvenile Justice**

Effective Date: April 14, 2006

Expiration Date: April 14, 2007

Subject:

Suicide Watch

Manual:

Revision #:

Section #:

- ☐ Administrative Manual (YAM)
- ☐ Education Manual
- ☒ Institutions and Camps Manual
- ☐ Parole Services Manual

IT-35

6268

Temporary Departmental Order

TDO # 06-38

(All Division of Juvenile Justice facilities)

This Temporary Departmental Order (TDO) shall be in effect until the development of policies and regulations are completed. **Please remove and discard TDO #05-33.** This TDO will replace TDO 05-33 to reflect the new expiration date. This TDO will remain in effect through April 14, 2007 and will expire at such time.

To facilitate the archiving and retrieval of this document the above header includes the title of the manual, subject, section number, and revision number.

All manual holders should log this revision in their Revision Record sheet (very first page of their manual) utilizing the above Revision #. All manual holders should insert this document in their manual between pages that have the same or closest section number to the above section number. The cover memo, if any attached, does not need to be inserted into the manual.

This TDO must be duplicated and distributed on yellow paper.

Any questions or concerns should be directed to Binh On of the Policy, Procedures, Programs, and Regulations Unit, at (916) 262-2753 or via email: bon@cya.ca.gov.



California
Department of
Corrections and
Rehabilitation

**Division of
Juvenile Justice**

Effective Date: April 14, 2006

Expiration Date: April 14, 2007

Subject:

Suicide Watch

Manual:

- ☐ Administrative Manual (YAM)
- ☐ Education Manual
- ☒ Institutions and Camps Manual
- ☐ Parole Services Manual

Revision #:

Section #:

IT-35

6268

General Policy

The Division of Juvenile Justice (DJJ) will place wards on High Risk Observation (HRO) when they are perceived to be at risk of self-injurious behavior. A Mental Health Professional will complete an assessment to determine if a ward will remain on HRO or be placed on Suicide Watch or Crisis Watch. Specific measures will be taken to minimize isolation wards may experience on Suicide Watch, Crisis Watch, or HRO.

Definitions

High Risk Observation – Placement initiated by DJJ staff of a ward in a safe room with only an approved suicide prevention smock, blanket and mattress.

Suicide Watch – A clinical determination of immediate risk of self-harm resulting in placement in a suicide safe room under the same safety precautions as High Risk Observation.

Crisis Watch – A clinical determination of acute decompensation of a mental health condition or illness that requires close monitoring. The patient may or may not be placed in a safe room with only an approved suicide prevention smock, blanket and mattress.

Mental Health Professional – A Psychiatrist, Psychologist, or Licensed Clinical Social Worker employed in that capacity.

Procedures

Assessment, Treatment and Counseling Services

1. For the duration of a ward's placement on HRO or Suicide Watch, he/she will spend as much time out of their assigned suicide safe room as determined to be clinically appropriate by the treating mental health professional. Time out of the safe room will be utilized for:
 - Face-to-face contact with psychologist/psychiatrist – duration of contact to be based on mental status and treatment need.
 - Face-to-face contact with Youth Correctional Counselor (YCC) – One hour
 - During regular work week, additional services including a minimum 30-minute face-to-face contact with Casework Specialist/Parole Agent I
 - Program/activities– Three hours
 - Meals and shower – One hour



California
Department of
Corrections and
Rehabilitation

**Division of
Juvenile Justice**

Effective Date: April 14, 2006

Expiration Date: April 14, 2007

Subject:

Suicide Watch

Manual:

Revision #:

Section #:

- ☐ Administrative Manual (YAM)
- ☐ Education Manual
- ☒ Institutions and Camps Manual
- ☐ Parole Services Manual

IT-35

6268

Any adjustments to the above timeframes and activities will depend on the ward's mental status, reduction in self-injurious behavior and current level of functioning as assessed and ordered by a mental health professional. Documentation of the assessment will be made on the Mental Health tab in the Ward Information Network (WIN).

2. When wards are on extended HRO or Suicide Watch as a danger to self (only) beyond 24 hours, they may participate in their regular core program activities as specifically ordered and documented by the treating mental health professional. This includes participation in education, treatment, recreation, visitation, etc. The wards shall participate in program activities on their regularly assigned living unit when possible. If clinically appropriate, they shall be offered the same amount of program activities they would normally receive (when not on HRO or Suicide Watch). A mental health professional may permit a ward that is on Suicide Watch to have an additional non-dangerous item such as a paperback book and other reading materials that do not contain staples, after the first 24 hours on watch. The escorting of these wards is the responsibility of the peace officer staff assigned to provide line of sight supervision when the ward is outside of the suicide safe room.
3. Any use of force required on a ward on Suicide Watch shall be consistent with existing policy regarding wards identified with mental health issues.
4. The treating mental health professional shall complete an assessment to determine if the ward's current Level of Care (LOC) and/or treatment plan is still appropriate. This may include an assessment for referral and placement into an acute care facility.

Note: A mental health professional shall conduct a face-to-face assessment of each ward on HRO every 24 hours, and document the treatment provided in the WIN and Unified Health Record (UHR).

5. In the event a ward remains on Suicide Watch or Crisis Watch for more than seventy-two (72) hours during regular business days (Monday through Friday, non-holiday), the following procedures will be followed, specifically:
 - Notify the Chief Psychiatrist or the Mental Health Program Administrator in Health Care Services by fax after the initial seventy-two (72) hours, and every subsequent seventy-two (72) hour period. The fax shall include a synopsis of the ward's treatment progress and reason for extension.



California
Department of
Corrections and
Rehabilitation

**Division of
Juvenile Justice**

Effective Date: April 14, 2006

Expiration Date: April 14, 2007

Subject:

Suicide Watch

Manual:

- ☐ Administrative Manual (YAM)
- ☐ Education Manual
- ☒ Institutions and Camps Manual
- ☐ Parole Services Manual

Revision #:

Section #:

IT-35

6268

- A Special Program Assessment Needs (SPAN) referral will be made to assess the ward's current LOC needs. If appropriate, a SPAN will be completed within ten business days from receipt of the referral to the assigned mental health professional.
 - If an acute care referral and placement is warranted, arrangements for the immediate placement of the ward shall be made by the designated mental health professional and facility staff.
6. Within three (3) regular business days (Monday through Friday, non-holiday) of release from Suicide Watch, the assigned Casework Specialist/Parole Agent I, in consultation with the mental health professional who completed the Post Suicide Watch Precautionary Plan form, Y.A 8.282.1, will develop or update an Identified Treatment Issue (ITI) to address the underlying treatment issues that resulted in placement on Suicide Watch.

Direct Line of Sight Supervision

1. During those periods of time when wards are participating in activities outside of the suicide safe room they shall be under the direct line of sight supervision of a designated peace officer, whose responsibility is to protect the ward from self-harm. At no time shall the ward be out of the line of sight or, at an unsafe distance, from the designated staff. This peace officer shall be an addition to the normal posted staffing pattern of the unit housing the ward on Suicide Watch. One peace officer will be assigned the direct line of sight supervision to no more than one ward programming outside of the suicide safe room.
2. Staff designated to provide direct line of sight supervision to wards participating in their regular core program activities outside the suicide safe room shall meet the following standards:
 - Provide direct line of sight supervision for no more than one ward at a time;
 - Remain within a safe, responsive distance from the ward being supervised;
 - Communicate and interact with the ward;
 - Participate in no other job duties while providing direct line of sight supervision;
 - Document on the SPAR: Suicide Watch Record form YA 8.286 (15 minute check sheet) when direct line of sight supervision outside the suicide-safe room began and ended;
 - Document any significant information regarding the ward's behavior, comments, etc. while outside the suicide safe room in the Unit Log on the HRO unit;



California
Department of
Corrections and
Rehabilitation

**Division of
Juvenile Justice**

Effective Date: April 14, 2006

Expiration Date: April 14, 2007

Subject:

Suicide Watch

Manual:

Revision #:

Section #:


- ☐ Administrative Manual (YAM)
- ☐ Education Manual
- ☒ Institutions and Camps Manual
- ☐ Parole Services Manual

IT-35

6268

- Inform² mental health clinician if ward makes a statement of intent to engage in self-injurious behavior once outside of the suicide safe room and follow policy to return ward to safe room on HRO.
3. Staff designated for direct line of sight supervision shall provide "post" coverage to allow designated YCC to provide one hour of mandated counseling.

Expiration Date: April 14, 2007


Bernard Warner
Chief Deputy Secretary

Appendix C
DJJ, Temporary Departmental Order #06-39:
Wards Requiring Acute Psychiatric Care
April 14, 2006



California
Department of
Corrections and
Rehabilitation

**Division of
Juvenile Justice**

Effective Date: April 14, 2006

Expiration Date: April 14, 2007

Subject: **Wards Requiring Acute Psychiatric Care**

Manual:

- ☐ Administrative Manual (YAM)
- ☐ Education Manual
- ☒ Institutions and Camps Manual
- ☐ Parole Services Manual

Revision #:

Section #:

IT-36

6269

Temporary Departmental Order

TDO # 06-39

(All Division of Juvenile Justice facilities)


This Temporary Departmental Order (TDO) shall be in effect until the development of policies and regulations are completed. **Please remove and discard TDO #05-34.** This TDO will replace TDO 05-34 to reflect the new expiration date. This TDO will remain in effect through April 14, 2007 and will expire at such time.

To facilitate the archiving and retrieval of this document the above header includes the title of the manual, subject, section number, and revision number.

All manual holders should log this revision in their Revision Record sheet (very first page of their manual) utilizing the above Revision #. All manual holders should insert this document in their manual between pages that have the same or closest section number to the above section number. The cover memo, if any attached, does not need to be inserted into the manual.

This TDO must be duplicated and distributed on yellow paper.

Any questions or concerns should be directed to Binh On of the Policy, Procedures, Programs, and Regulations Unit, at (916) 262-2753 or via email: bon@cya.ca.gov.

 <p>California Department of Corrections and Rehabilitation</p> <p>Division of Juvenile Justice</p> <p>Effective Date: April 14, 2006 Expiration Date: April 14, 2007</p>	Subject: Wards Requiring Acute Psychiatric Care		
	Manual: <ul style="list-style-type: none"> <input type="checkbox"/> Administrative Manual (YAM) <input type="checkbox"/> Education Manual <input checked="" type="checkbox"/> Institutions and Camps Manual <input type="checkbox"/> Parole Services Manual 	Revision #: IT-36	Section #: 6269

General Policy

The Division of Juvenile Justice (DJJ) shall place wards on High Risk Observation (HRO), Crisis Watch, or Suicide Watch when they have been identified as possibly requiring acute psychiatric care (licensed, 24 hour, inpatient care) by a mental health professional (i.e. Psychiatrist, Psychologist, Licensed Clinical Social Worker (LCSW) hired to work in that capacity). DJJ shall, after determining that a ward meets the requirements as set forth in Welfare and Institutions Code 5150 (i.e., when a person, as a result of mental disorder, is a danger to others, or to himself/herself, or gravely disabled), make arrangements to transport the ward to a Correctional Treatment Center (CTC), a community acute care facility, or appropriate level of care within the department.

Definitions

High Risk Observation – Placement initiated by DJJ staff of a ward in a safe room with only an approved suicide prevention smock, blanket and mattress.

Suicide Watch – A clinical determination of immediate risk of self-harm resulting in placement in a suicide safe room under the same safety precautions as High Risk Observation.

Crisis Watch – A clinical determination of acute decompensation of a mental health condition or illness that requires close monitoring. The patient may or may not be placed in a safe room with only an approved suicide prevention smock, blanket and mattress.

Mental Health Professional – A Psychiatrist, Psychologist, or Licensed Clinical Social Worker employed in that capacity.

Procedures

Assessment, Treatment and Counseling Services

1. Throughout the ward's placement on High Risk Observation (HRO), Crisis Watch, or Suicide Watch, and depending on the ward's mental status, reduction in self-injurious behavior and current level of functioning as assessed by a mental health professional, he/she will spend as much time out of their assigned suicide safe room as determined to be clinically appropriate by the treating mental health professional. Time out of the safe room will be utilized for:



California
Department of
Corrections and
Rehabilitation

**Division of
Juvenile Justice**

Effective Date: April 14, 2006

Expiration Date: April 14, 2007

Subject:

Wards Requiring Acute Psychiatric Care

Manual:

- ☐ Administrative Manual (YAM)
- ☐ Education Manual
- ☒ Institutions and Camps Manual
- ☐ Parole Services Manual

Revision #:

Section #:

IT-36

6269

- Face-to-face contact with psychologist/psychiatrist – duration of contact to be based on mental status and treatment need.
- Face-to-face contact with Youth Correctional Counselor (YCC) – One hour
- During regular work week, additional services including a minimum 30-minute face-to-face contact with Casework Specialist/Parole Agent I
- Program/activities as defined by the mental health professional – Three hours
- Meals and shower – One hour

Any adjustments to the above timeframes and activities (including program activities) will depend on the ward's mental status, reduction in self-injurious behavior and current level of functioning as assessed and ordered by a mental health professional. Documentation of the assessment will be made on the Mental Health tab in the Ward Information Network (WIN).

2. Wards meeting the criteria for danger to self/others or gravely disabled shall immediately be placed in a suicide safe room in an Outpatient Housing Unit (OHU) if available; if unavailable, in a safe-room on either an Intensive Treatment Program or a Specialized Behavior Treatment Program.
3. Any use of force required on a ward on Suicide Watch shall be consistent with existing policy regarding wards identified with mental health issues.
4. The treating mental health professional shall complete an assessment to determine the ward's Level of Care (LOC) needs and whether placement in a licensed bed is required, and document the decision in the WIN and Unified Health Record (UHR).
5. Once it is established that the ward meets the criteria for danger to self/others or gravely disabled and requiring acute psychiatric care (i.e. serious suicide attempt, actively suicidal, acute psychotic episode, etc.), arrangements for immediate placement and transport of the ward to a CTC or designated community acute care facility shall be made by the designated mental health professional and facility staff.
6. If due to transportation delays, a lack of available bed space or rejection of placement into such facility, the ward unable to be placed immediately, the above mentioned procedures for assessment and treatment shall be followed until placement occurs.
7. During regular business days (Monday through Friday, non-holiday) notify the Chief Psychiatrist or the Program Administrator in Health Care Services by fax after the initial twenty-four (24) hours, and every subsequent twenty-four (24) hour period. The fax shall include a synopsis of the ward's treatment progress and plans for securing appropriate placement.



California
Department of
Corrections and
Rehabilitation

**Division of
Juvenile Justice**

Effective Date: April 14, 2006

Expiration Date: April 14, 2007

Subject: Wards Requiring Acute Psychiatric Care

Manual:

- ☐ Administrative Manual (YAM)
- ☐ Education Manual
- ☒ Institutions and Camps Manual
- ☐ Parole Services Manual

Revision #:

Section #:

IT-36


6269

8. A Serious Incident Report (SIR) form YA 8.401 will be completed when a ward is transported to a CTC or community acute care facility.

Direct Line of Sight Supervision

1. During those periods of time when wards are participating in activities outside of the suicide safe room they shall be under the direct line of sight supervision of a designated peace officer, whose responsibility is to protect the ward from self-harm. At no time shall the ward be out of the line of sight or, at an unsafe distance, from the designated staff. This peace officer shall be an addition to the normal posted staffing pattern of the Outpatient Housing Unit (OHU) or unit housing the ward on HRO or Suicide Watch. One peace officer will be assigned the direct line of sight supervision to no more than one ward programming outside of the suicide safe room.
2. Staff designated to provide direct line of sight supervision to wards participating in their regular core program activities outside the suicide safe room shall meet the following standards:
 - Provide direct line of sight supervision for no more than one ward at a time;
 - Remain within a safe, responsive distance from the ward being supervised;
 - Communicate and interact with the ward;
 - Participate in no other job duties while providing direct line of sight supervision;
 - Document (if applicable) on the SPAR: Suicide Watch Record form YA 8.286 (15 minute check sheet) when direct line of sight supervision outside the suicide-safe room began and ended;
 - Document any significant information regarding the ward's behavior, comments, etc. while outside the suicide safe room in the OHU or Unit Log on the HRO or Suicide Watch unit;
 - Inform mental health clinician if ward makes a statement of intent to engage in self-injurious behavior once outside of the suicide safe room and follow policy to return ward to safe room on HRO or Suicide Watch.
3. Staff designated for direct line of sight supervision shall provide "post" coverage to allow designated YCC to provide one hour of mandated counseling.

Expiration Date: April 14, 2007


Bernard Warner
Chief Deputy Secretary

Appendix D
DJJ, Health Care Positions
April 2006

NCYCC Health Care Positions April 2006

	Allocated ¹	Vacant	Unavailable ²	Coverage ³	Vacancy Rate
CMO	1.00				0.0%
Dental Assistant	3.00				0.0%
Dentist	2.50				0.0%
HRT I	1.00				0.0%
Janitor	1.00				0.0%
MTA	11.00	6.00	1.00	2.08	44.7%
OA	1.00		1.00		100.0%
Pharm I	1.00			0.10	(10.0%)
Pharm Tech	2.00	2.00		1.30	35.0%
Physician & Surgeon	3.00		1.00	0.76	8.0%
PSW	1.00	1.00			100.0%
Psych Tech	4.00	1.00			25.0%
Psychologist	12.00	1.00			8.3%
Rehab Therapist	1.00				0.0%
RN	13.00	2.00		1.75	1.9%
Sr Medical Transcriber	1.00		1.00		100.0%
Sr Psychologist Supv	3.50				0.0%
SRN I	2.00		1.00		50.0%
SRN II	1.00				0.0%
Staff Psychiatrist	4.00	4.00		0.74	81.5%
Total	79.10	17.00	5.00	6.73	19.3%

¹ Based on 05-06 7A

² IDL/NDI

³ Overtime, Registry & Temp Help

Preston Health Care Positions **April 2006**

	Allocated ¹	Vacant	Unavailable ²	Coverage ³	Vacancy Rate
Chief Dentist	1.00				0.0%
CMO	1.00				0.0%
Dental Assistant	3.00		1.00		33.3%
Dentist	2.00				0.0%
MTA	4.00	2.00			50.0%
Pharm I	2.00	1.00			50.0%
Pharm Tech	2.00	1.00			50.0%
Physician & Surgeon	1.00			0.28	(28.0%)
Psychologist	9.00	1.00	1.50	1.68	9.1%
RN	10.00	1.00		2.94	(19.4%)
Sr Clinical Lab Tech	0.50				0.0%
Sr Medical Transcriber	2.00	1.00		0.97	1.5%
Sr Psychologist Supv	2.00				0.0%
Sr Rad Tech	0.50	0.50		0.37	26.0%
SRN I	1.00				0.0%
Staff Psychiatrist	4.50	2.50		0.57	42.9%
Total	45.50	10.00	2.50	6.81	12.5%

¹ Based on 05-06 7A

² IDL/NDI

³ Overtime, Registry & Temp Help

Ventura Health Care Positions

April 2006

	Allocated ¹	Vacant	Unavailable ²	Coverage ³	Vacancy Rate
CMO	1.00				0.0%
Dental Assistant	1.00				0.0%
Dentist	1.00				0.0%
Hospital Aid	2.00		1.00		50.0%
HRT I	1.00				0.0%
Janitor	1.00				0.0%
Nurse Practitioner	1.00			0.05	(5.0%)
Pharm I	2.00	1.00			50.0%
Pharm Tech	1.00	1.00			100.0%
Physician & Surgeon	1.00	1.00			100.0%
PSW	1.00	1.00			100.0%
Psychologist	7.00	3.00			42.9%
Rehab Therapist	1.00	1.00			100.0%
RN	13.00	1.00		1.82	(6.3%)
Sr Medical Transcriber	1.00	1.00			100.0%
Sr Psychologist Supv	2.00				0.0%
SRN I	1.00				0.0%
SRN II	1.00				0.0%
Staff Psychiatrist	2.80	1.80		0.37	51.1%
Total	41.80	11.80	1.00	2.24	25.3%

NOTE: Institution reports that the following positions identified in the 7A are currently not funded - 1.0 Pharm I; 1.0 Pharm Tech; 1.0 PSW; 1.0 Rehab Therapist; 1.0 Stationary Engineer.

¹ Based on 05-06 7A

² IDL/NDI

³ Overtime, Registry & Temp Help

SYRCC Health Care Positions

April 2006

	Allocated ¹	Vacant	Unavailable ²	Coverage ³	Vacancy Rate
Chief Dentist	1.00				0.0%
CMO	1.00				0.0%
Dental Assistant	5.00				0.0%
Dentist	3.00				0.0%
Pharm I	1.50	0.50			33.3%
Physician & Surgeon	1.00		1.00	1.00	0.0%
Psychologist	9.50	2.00			21.1%
Rad Tech	0.50				0.0%
RN	10.00				0.0%
Sr Medical Transcriber	1.00				0.0%
Sr Psychologist Supv	2.00				0.0%
SRN I	1.00				0.0%
Staff Psychiatrist	2.00				0.0%
Total	38.50	2.50	1.00	1.00	6.5%

¹ Based on 05-06 7A

² IDL/NDI

³ Overtime, Registry & Temp Help

Stark Health Care Positions

April 2006

	Allocated ¹	Vacant	Unavailable ²	Coverage ³	Vacancy Rate
Chief Dentist	1.00	1.00			100.0%
CMO	1.00				0.0%
Dental Assistant	3.00		1.00		33.3%
Dentist	2.00				0.0%
Food Administrator	1.00	1.00		1.00	0.0%
HRT I	1.00			0.36	(36.0%)
Janitor	1.00				0.0%
MTA	5.00			0.85	(17.0%)
Nurse Practitioner	1.00				0.0%
Pharm I	1.00			0.28	(28.0%)
Pharm II	1.00				0.0%
Pharm Tech	1.00			0.20	(20.0%)
Physician & Surgeon	3.00				0.0%
PSW	1.00				0.0%
Psych Tech	5.00	2.00		0.02	39.6%
Psychologist	10.00				0.0%
Rehab Therapist	1.00	1.00			100.0%
RN	18.00	1.00	3.00	3.32	3.8%
Sr Medical Transcriber	1.00			0.04	(4.0%)
Sr Psychologist Supv	4.00	1.00			25.0%
SRN I	1.00			0.12	(12.0%)
SRN II	1.00				0.0%
Staff Psychiatrist	3.50	1.50			42.9%
Total	67.50	8.50	4.00	6.19	9.3%

¹Based on 05-06 7A

²IDL/NDI

³Overtime, Registry & Temp Help