

Los Angeles County Probation Department

AB109 Update – April 23, 2013

Jerry E. Powers, Chief Probation Officer





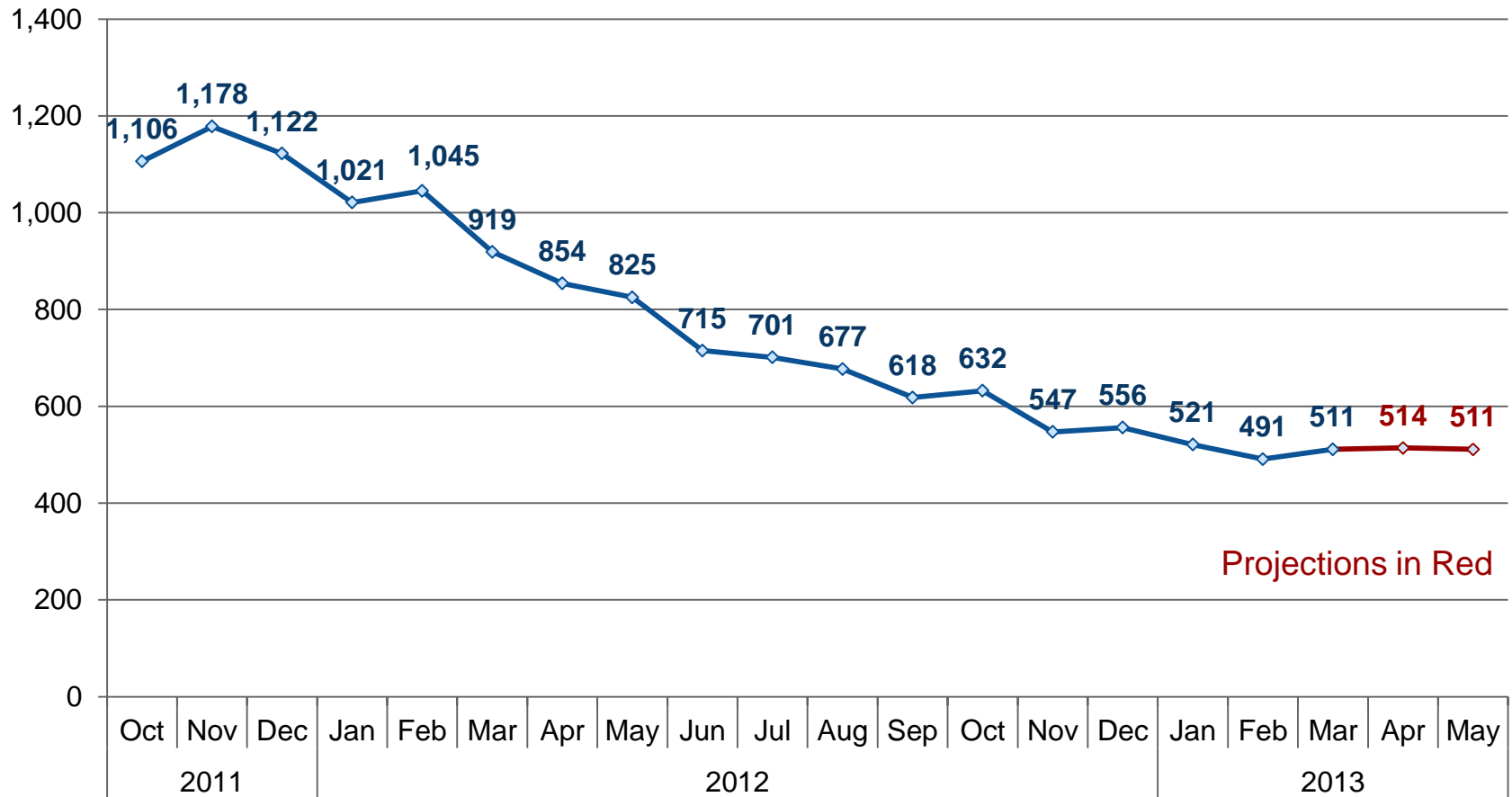
Outline

- Population
- Budget
- Staffing
- Space
- Recidivism
- Warrants
- Los Angeles County Sheriff's Department
- Department of Mental Health
- Department of Public Health/SAPC
- CBO Contract
- AB 109 Implementation Collaborations
- AB 109 Re-entry Strategies
- AB 109 Services
- Questions



PRCS Cases Received by Month

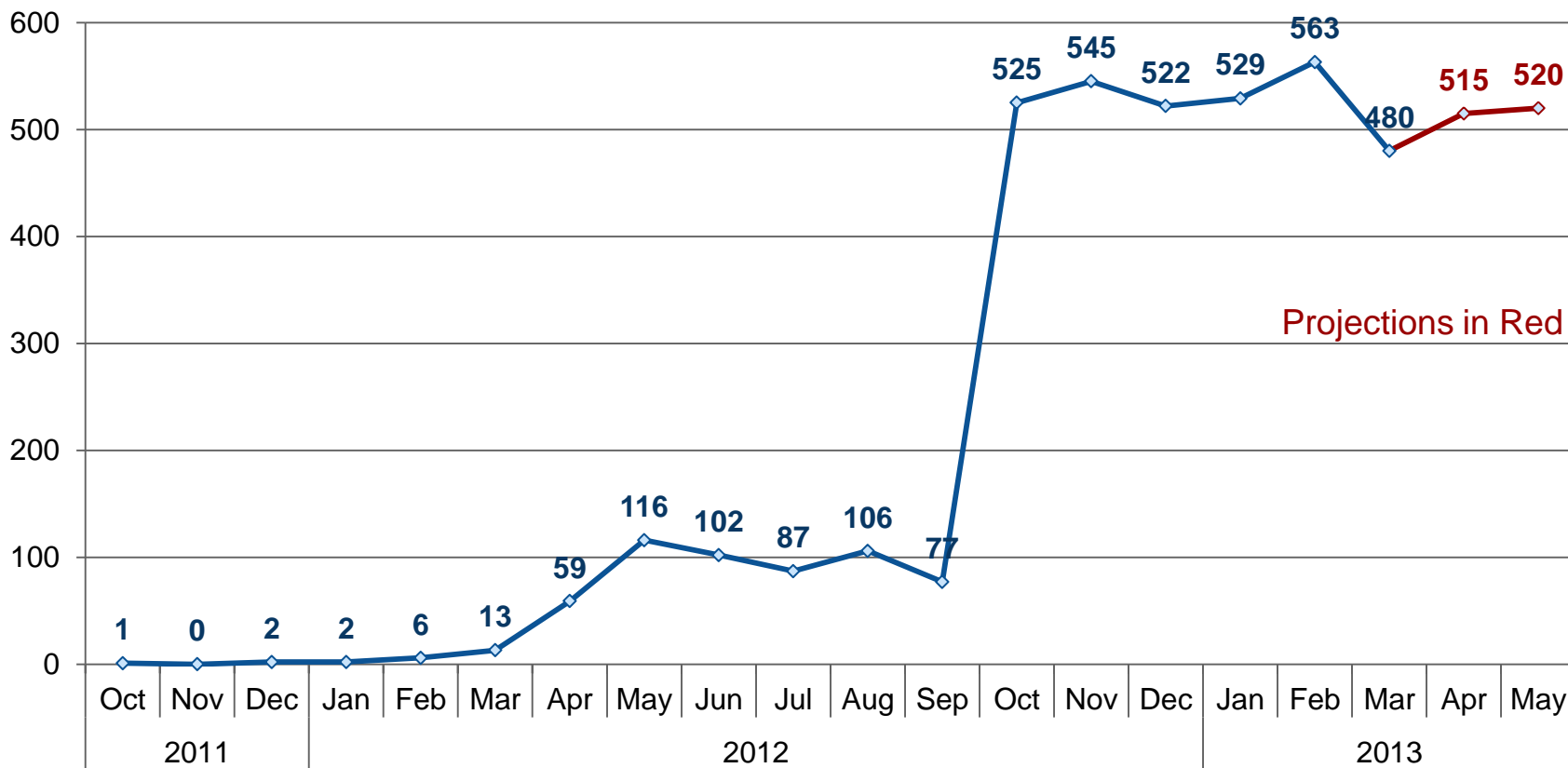
October 2011 through March 31, 2013 + Projections





PRCS Terminations by Month

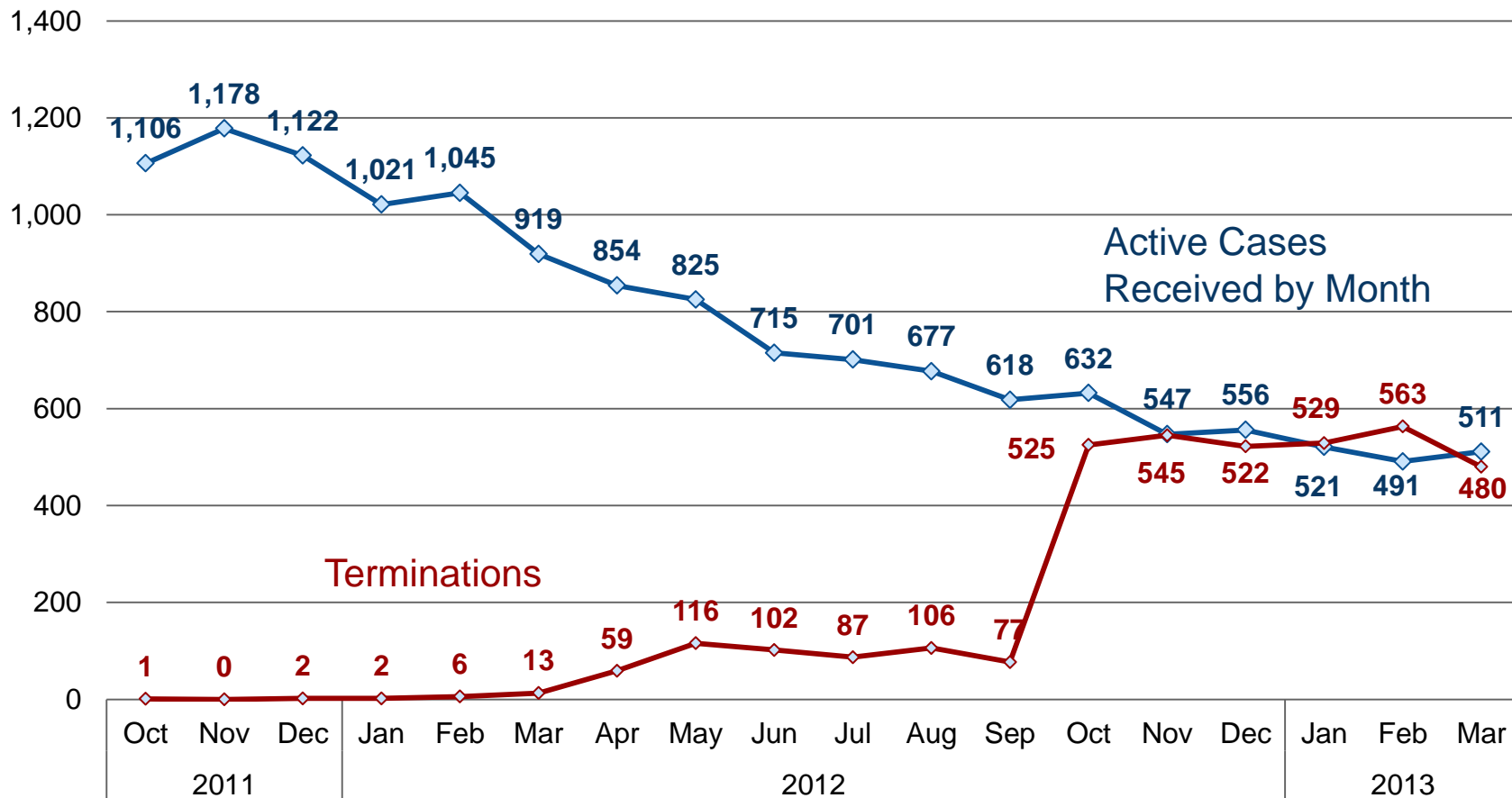
October 2011 through March 31, 2013 + Projections





PRCS Cases and Terminations

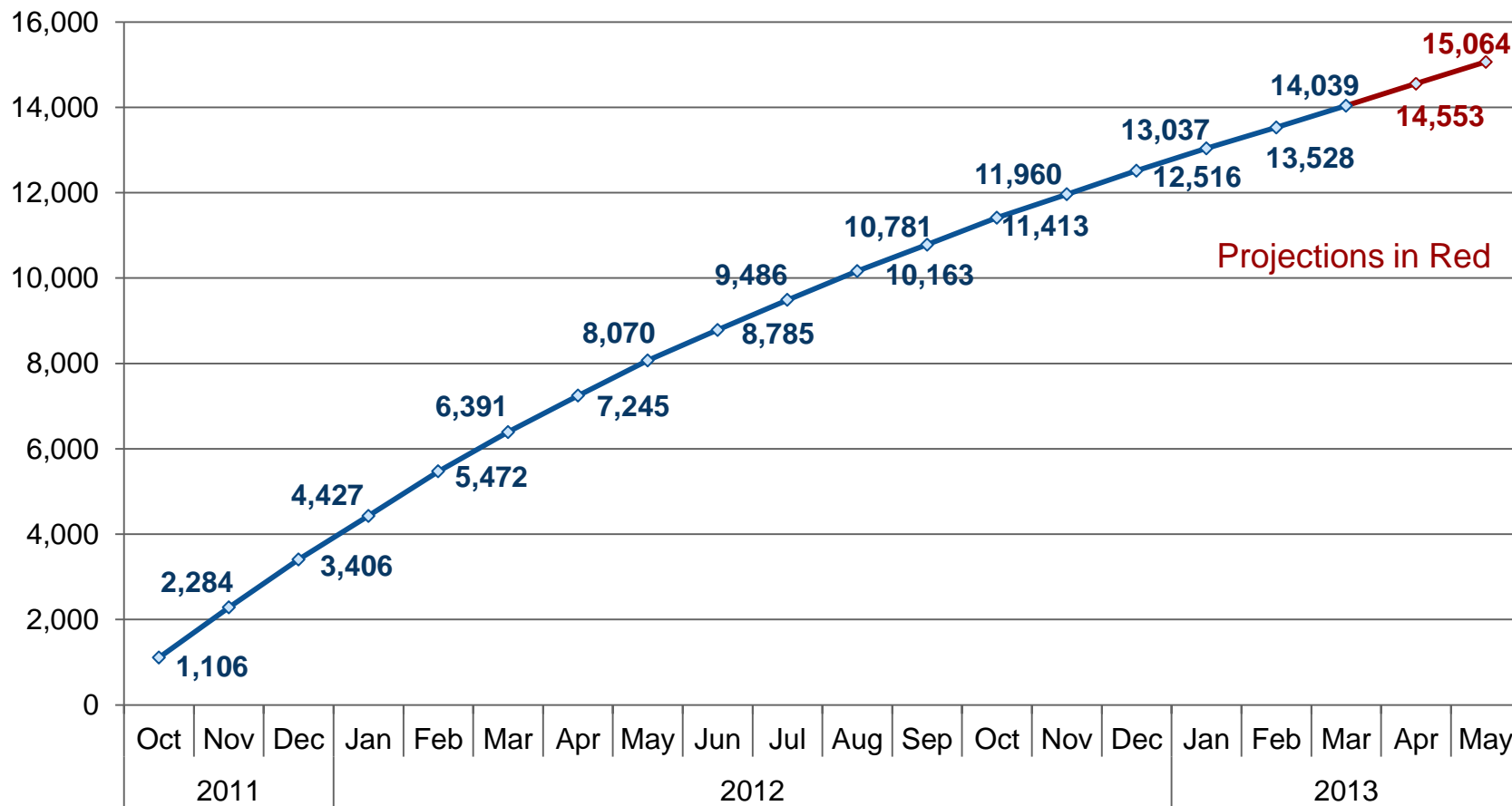
October 2011 through March 31, 2013





Cumulative PRCS Cases by Month

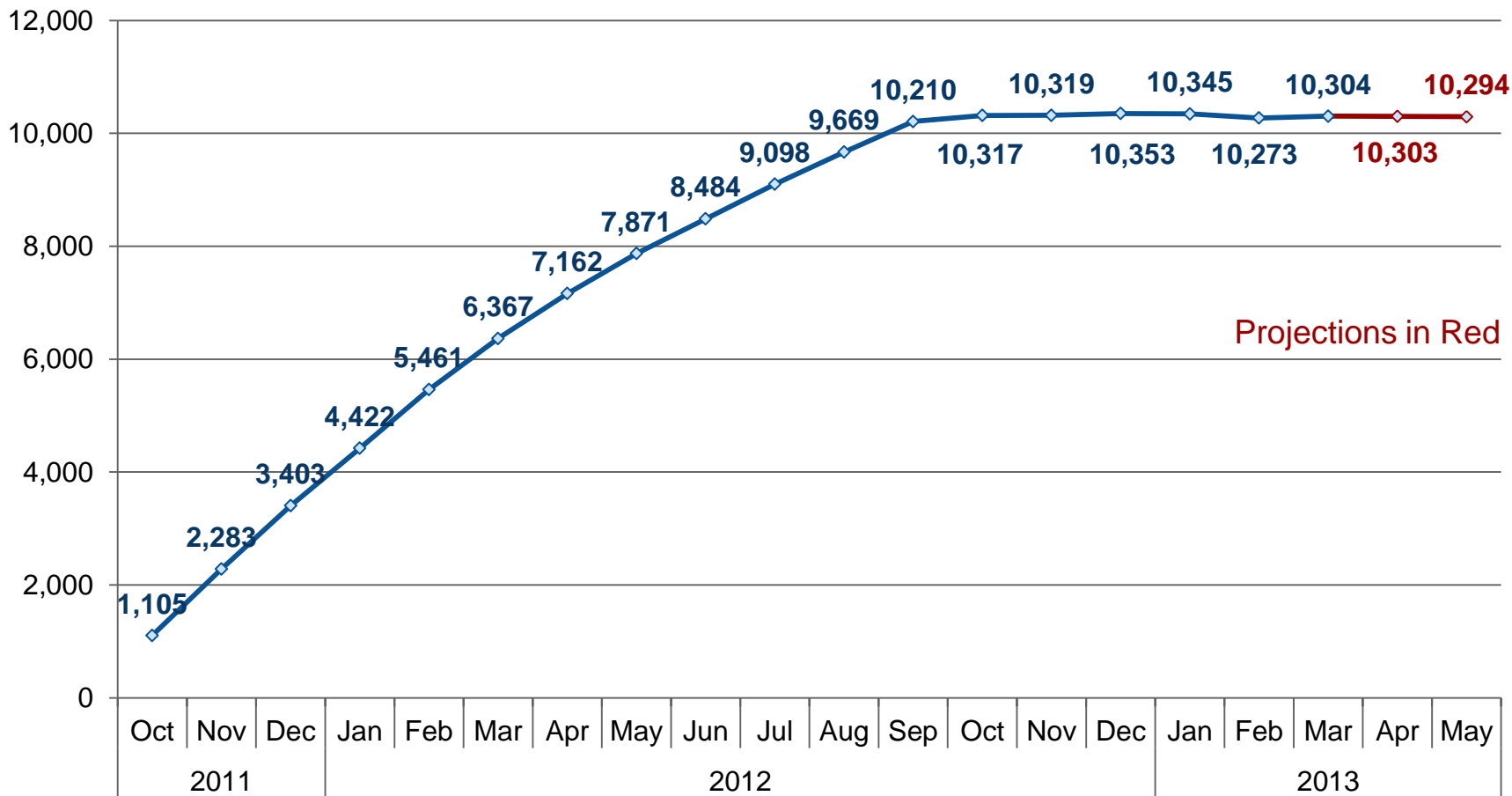
October 2011 through March 31, 2013 + Projections





Active Supervision at End of Month

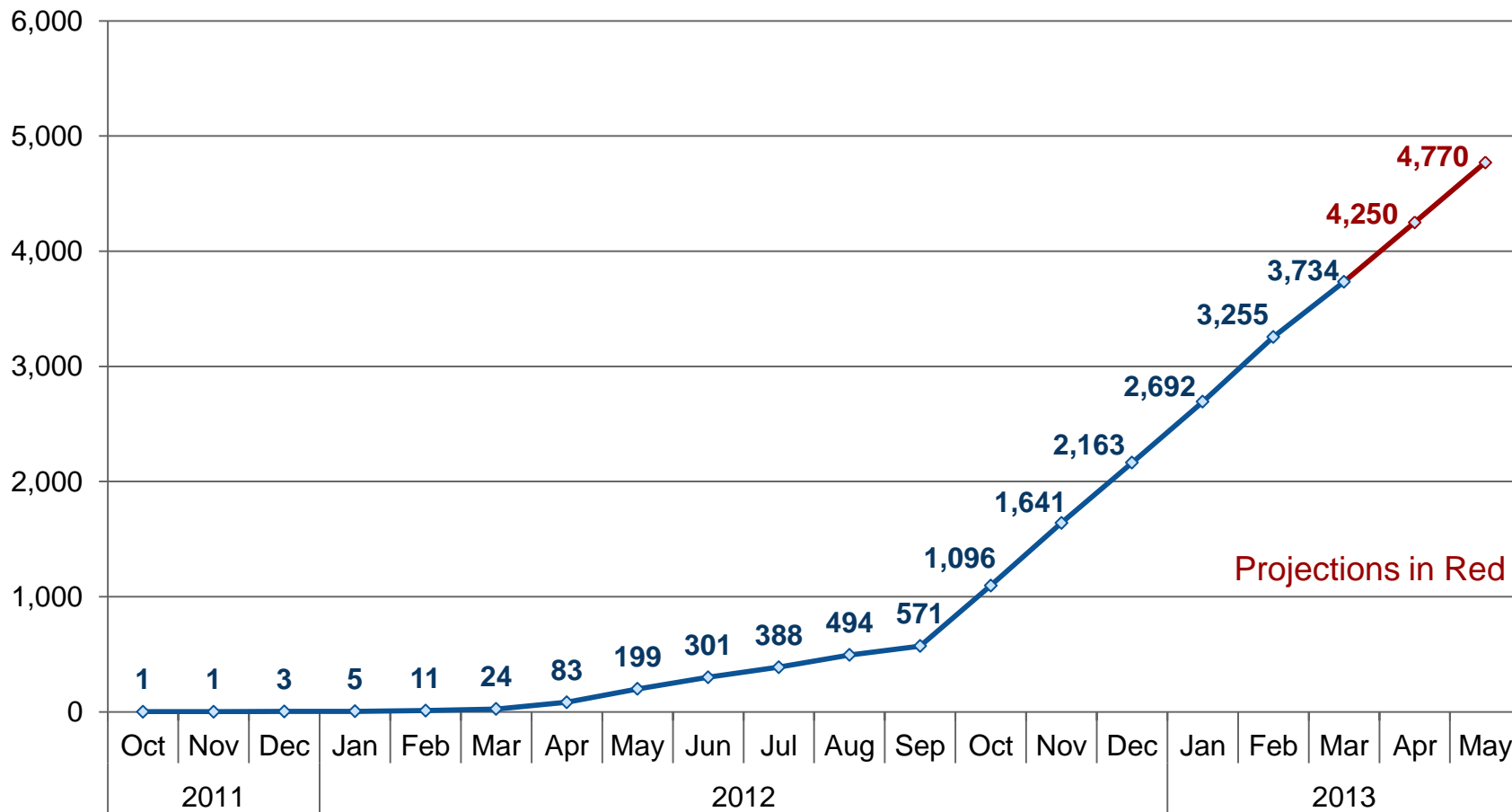
October 2011 through March 31, 2013 + Projections





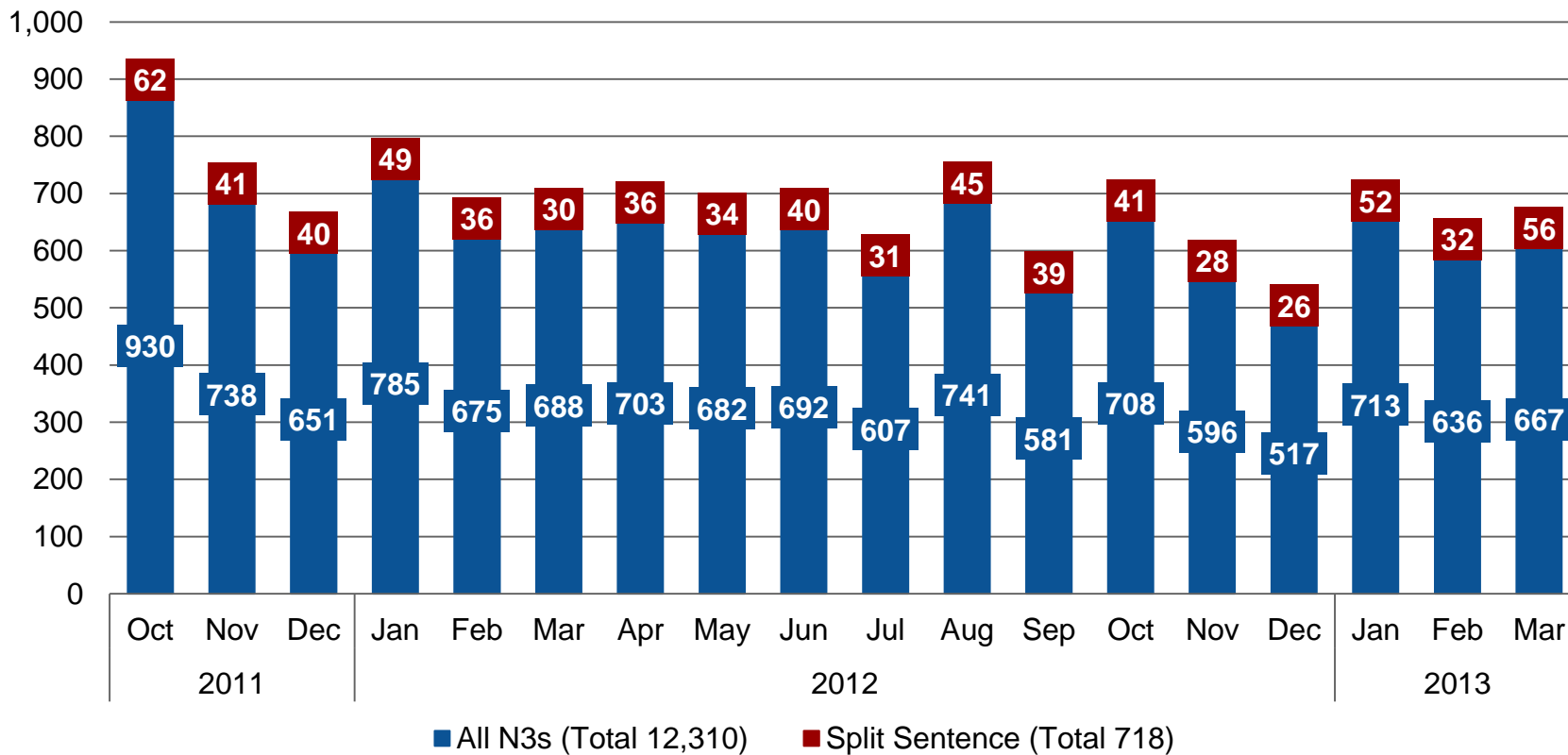
Cumulative Terminations by Month

October 2011 through March 31, 2013 + Projections





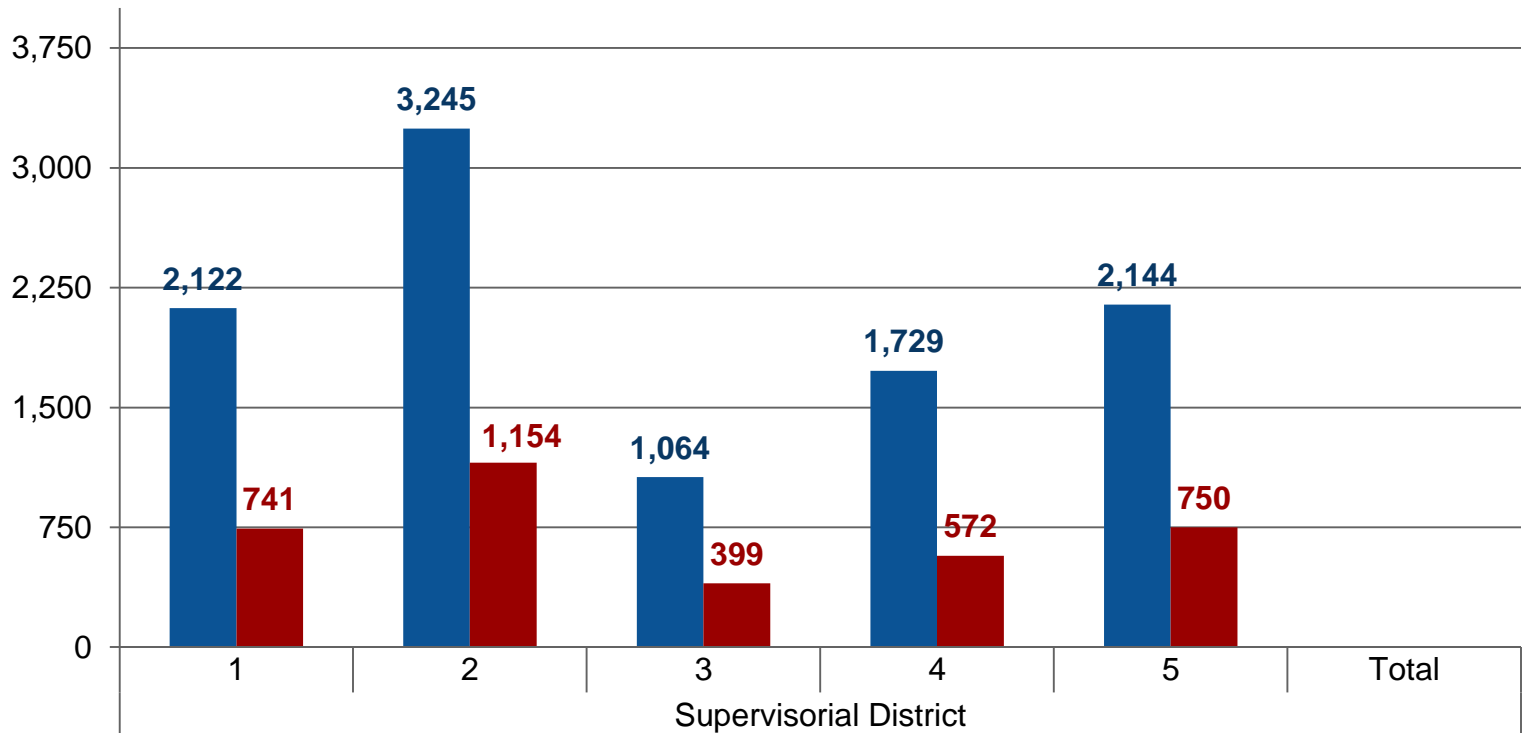
Defendants Sentenced Pursuant to Penal Code 1170(h) By Month



The Split Sentence figures are a subset of the total N3s in blue.



Arrests by Supervisorial District

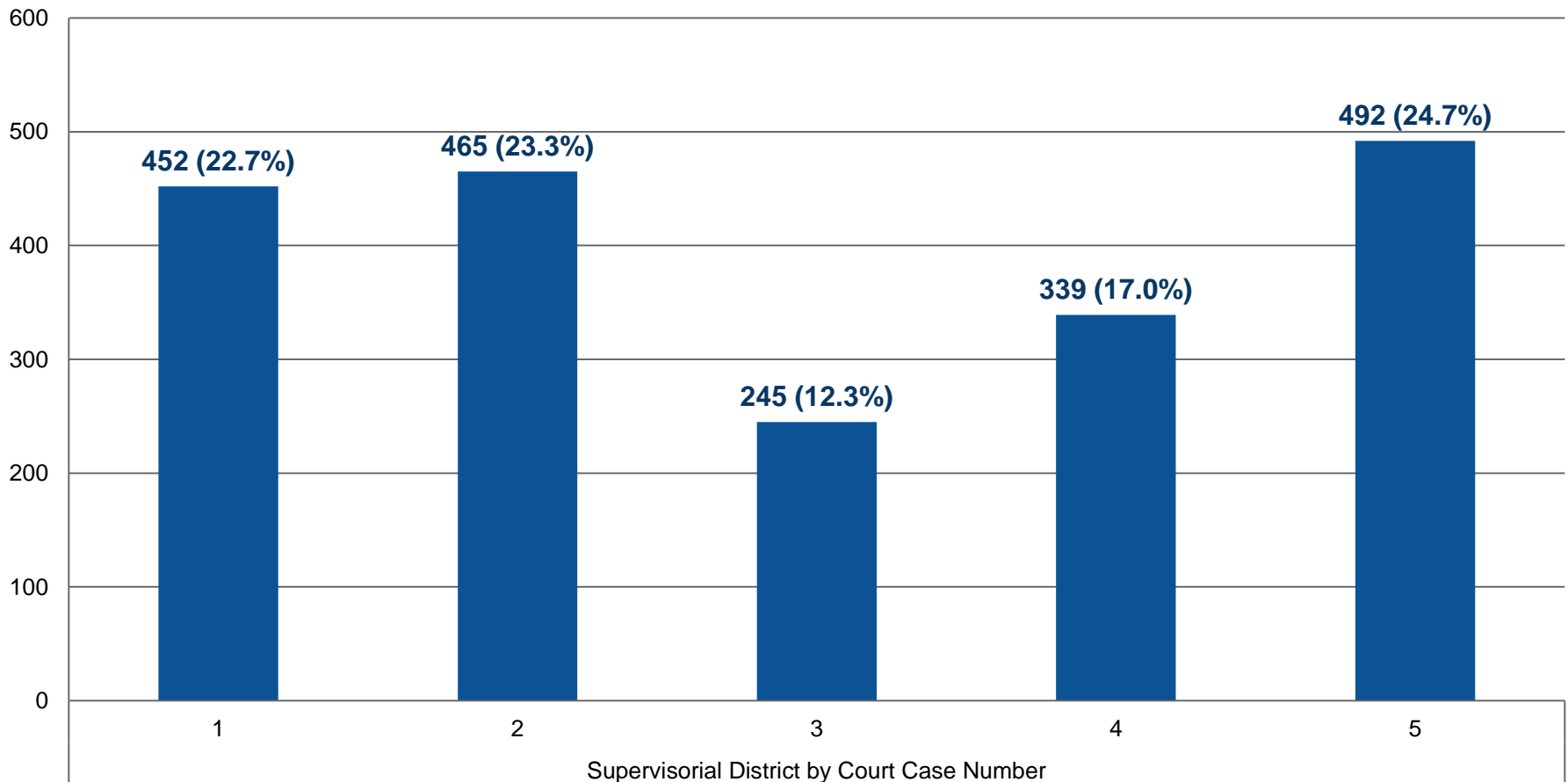


	1	2	3	4	5	Total
Active PSPs by District	2,122	3,245	1,064	1,729	2,144	10,304
PSPs Arrested By District	741	1,154	399	572	750	3,616



Revocation Cases by Supervisorial District

Revocation Cases by Court Case Number





Closed Cases by Supervisorial District

- 379 of 1,021 (37.1%) released and eligible for 1 year termination January 2013
- 410 of 1,045 (39.2%) released and eligible for 1 year termination February 2013

Description	SUPERVISORIAL DISTRICT					Total
	1	2	3	4	5	
Mandatory (12 months)	470	749	217	434	470	2,340
Sentenced to State Prison / LA Superior Court	218	282	61	176	167	904
Outgoing 1203.9 PC (Transferred Out of LA County)	116	14	17	30	51	228
Sentenced to County Jail / LA Superior Court	19	29	9	19	30	106
Deceased	6	21	9	6	12	54
Sentenced to State Prison / Non-LA Superior Court	17	19	4	7	7	54
DAPO Discharge Date	5	15	1	3	4	28
In Federal Custody	5	3			7	15
Sentenced to County Jail / Non-LA Superior Court	1	2				3
State Hospital – Non-Jurisdictional / CDCR		1		1		2
Total	857	1,135	318	676	748	3,734



Budget Summary

Fiscal Year 2012-2013

Salary and Employee Benefits	\$ 46,393,000
Services and Supplies	24,858,000
Capital Assets	2,628,000

Total Budget	\$73,879,000
--------------	--------------

Estimated Expenditures for FY 12-13	- 63,846,208
-------------------------------------	--------------

Estimated Unspent Funds	\$10,032,792
-------------------------	---------------------



Budget Summary

AB109 Services Contract Only

Fiscal Year 2012-2013

Budget Allocation	\$12,000,000
Expenditures July 2012 - April 2013	4,646,875
Anticipated Expenditures	5,093,125
Estimated Expenditures for FY12-13	- 9,740,000
Estimated Unspent Funds	\$2,260,000



Staffing Update

As of April 1, 2013:

DPO II Items	363
Filled	187
Vacant	176
Contingent Offers Made	149
Potential Vacancies	47*

*It is estimated that approximately 20 candidates for whom contingent offers were made will not qualify.



Staffing Update

Reasons for “Potential Vacancies”:

- Failure to pass background
 - Fingerprints come back with new arrest information
 - Return to Work Issues that have not been resolved
 - ❖ Permanent work restrictions that prevent them from doing the job
 - ❖ Temporary work restrictions that prevent them from doing the job
 - ❖ Out on Industrial Accident (IA) Totally Temporarily Disabled (TTD)
 - Internal Investigation Pending
 - Disciplinary Action Pending
- Failure to pass Field Probation Officer Core (FPOC) – 248 hour State mandated training designed for all newly hired, transferred or promoted officers assigned to Probation Field operations and must be successfully completed with 12 months of appointment.



Office Space Update

Space Request submitted to CEO Real Estate Division (RED) for the procurement of seven (7) regionally located offices for 345 staff. This includes the placements of office in the following areas:

- Antelope Valley (Lease Executed)
- East San Gabriel Valley (Potential Sites-2)
- San Fernando Valley (Space Plan Completed-Lease Execution Pending)
- South Bay (Site Negotiations in Process)
- South Los Angeles (Space Plan Completed-Lease Executed-Pending Board Agenda Date)
- West Los Angeles (Potential Site Pending)
- West San Gabriel Valley (Site Identified-Space Plan Completed-Lease Executed)

*Office space updates as reported by CEO RED



Office Space Update

Emergent Issue:

- Space difficult to locate in the County of Los Angeles
 - Schools
 - Parks
 - Day Care Centers
 - Community Opposition



Recidivism Discussions

- PSRT has continued to work toward a common proposed definition for recidivism in an effort to establish consistency in measuring justice outcomes in the County.
- Recidivism definitions have been discussed at recent PSRT, CCJCC, and Law Enforcement Subcommittee with consensus that components of the CDCR recidivism definition should be used.

CDCR Definition of Recidivism

An individual convicted of a felony and incarcerated in a CDCR adult institution who was released to parole, discharged after being paroled, or directly discharged from CDCR during a defined time period (recidivism cohort) and subsequently returned to prison during a specified follow-up period (recidivism period).



Recidivism Discussions

- Department feedback has also focused on the need to have common definitions throughout the State. The Attorney General has expressed interest in working on this effort.



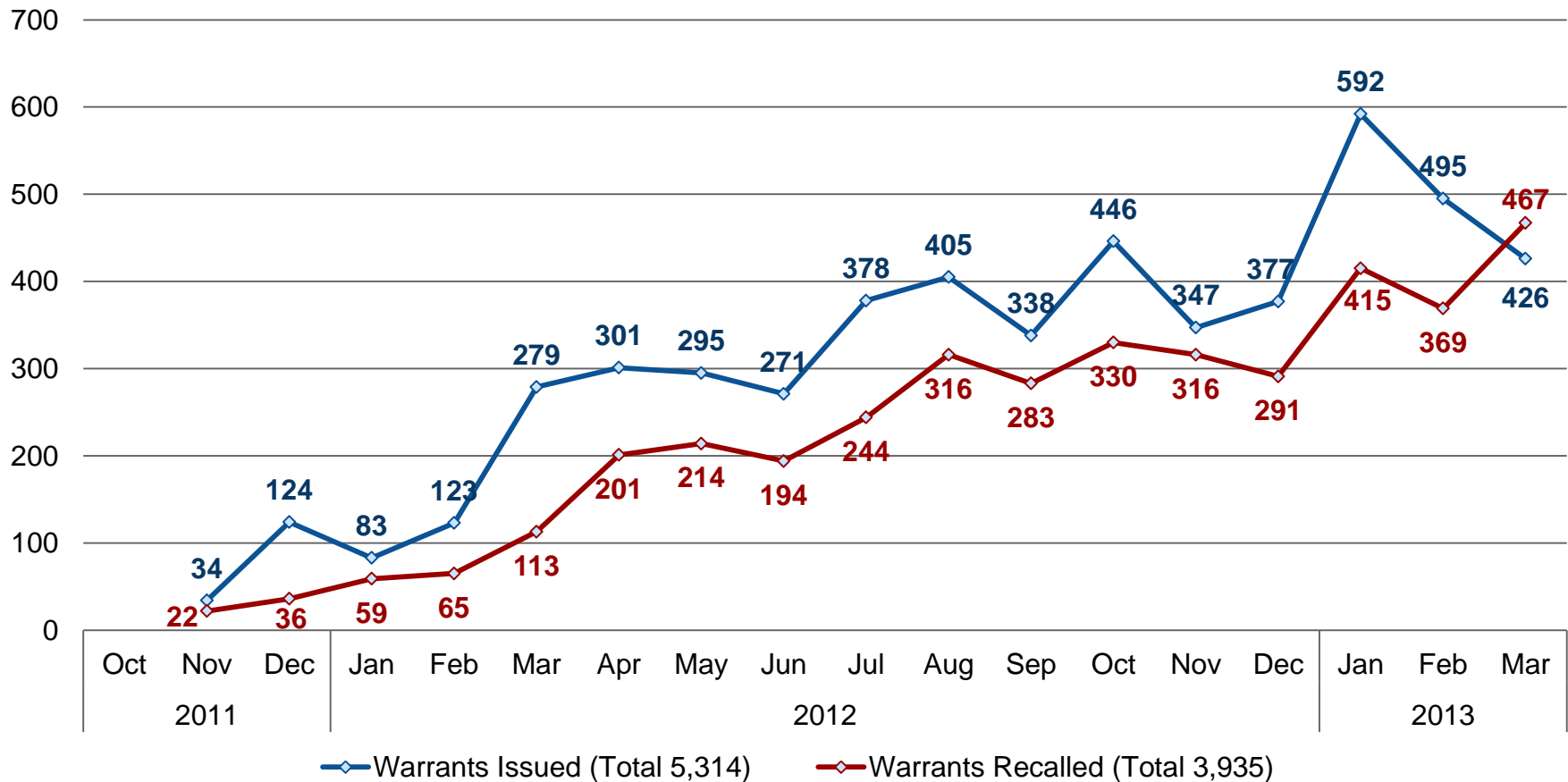
Recidivism Rate After Termination of PRCs As of March 31, 2013

Completion Month & Year	Count of Terminations (12 months)	Type of Conviction		Total Convictions	Recidivism Rate
		Misdemeanor	Felony		
Oct-12	401	17	12	29	7.2%
Nov-12	431	12	19	31	7.2%
Dec-12	380	13	6	19	5.0%
Jan-13	379	8	4	12	3.2%
Feb-13	410	4	1	5	1.2%
Total	2,001	54	42	96	4.8%

Convictions Post 12-Month Mandatory Termination

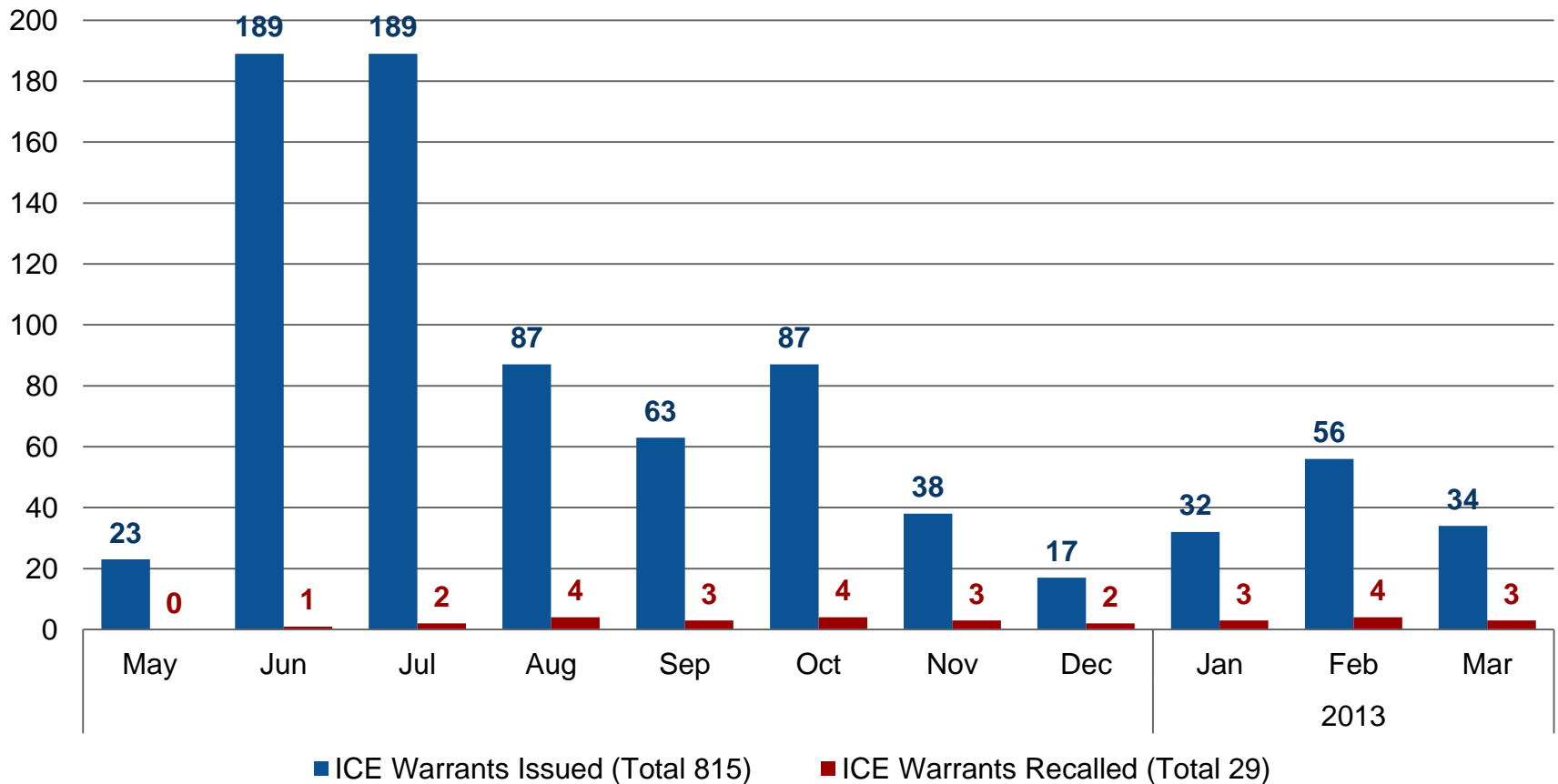


Warrants Issued & Recalled





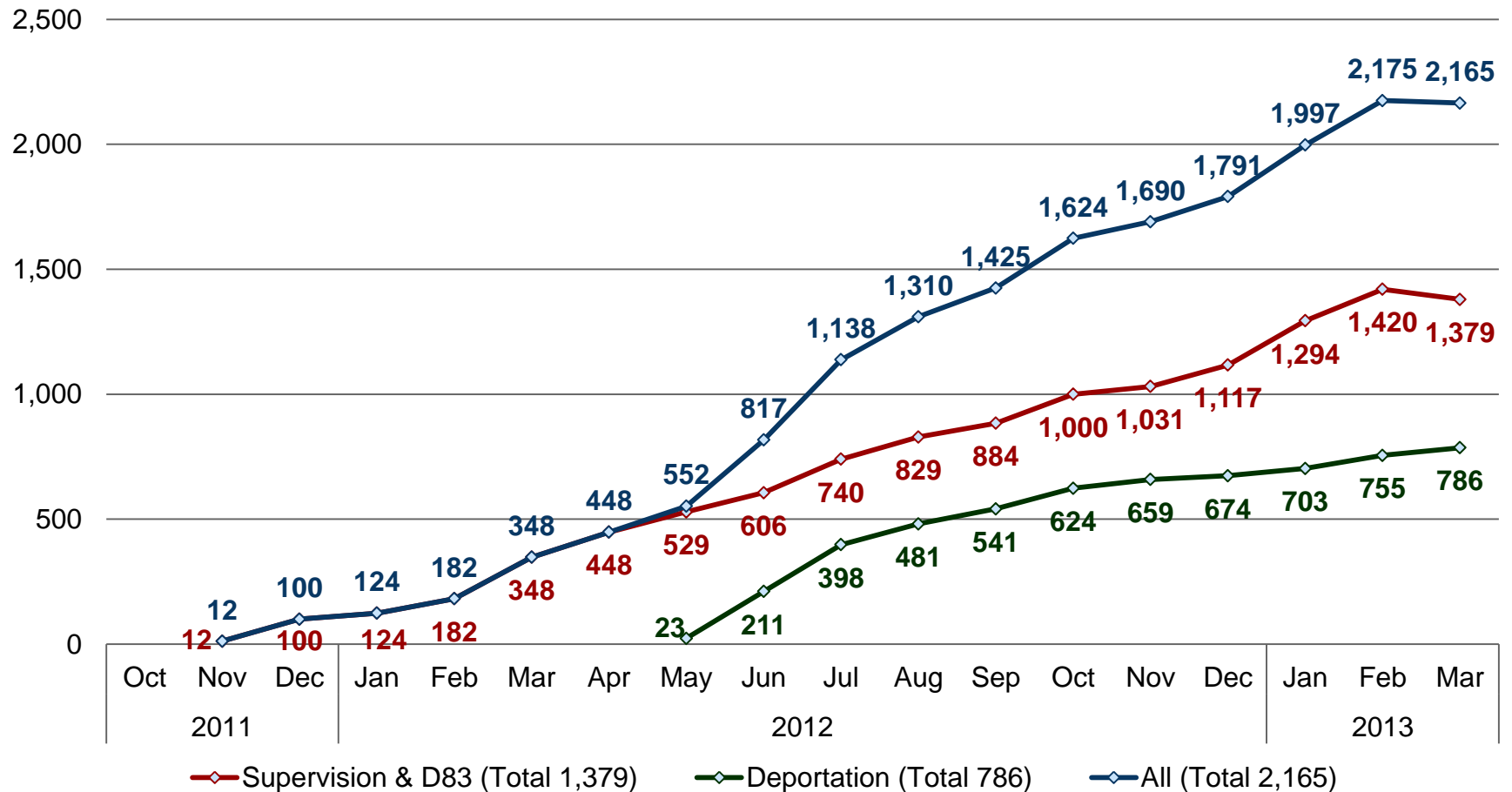
Deportation Warrants Issued & Recalled





Cumulative Active Warrants

Includes Deportations



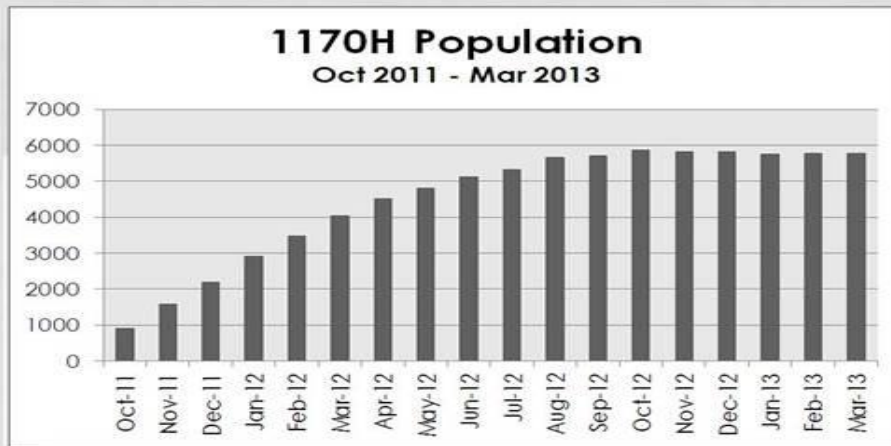
Los Angeles County Sheriff's Department





LASD-1170H

1170H POPULATION



N3 Population Breakdown

October 2011 through March 2013

	All N3 Sentences	In Custody	Released
31-Oct-11	930	907	23
30-Nov-11	738	1580	65
31-Dec-11	651	2180	51
31-Jan-12	785	2907	58
29-Feb-12	675	3485	97
31-Mar-12	688	4040	133
30-Apr-12	703	4501	242
31-May-12	682	4809	374
30-Jun-12	692	5121	380
31-Jul-12	607	5316	412
31-Aug-12	741	5670	387
30-Sep-12	581	5715	536
31-Oct-12	708	5856	567
30-Nov-12	596	5831	621
31-Dec-12	517	5813	535
31-Jan-13	713	5743	600
28-Feb-13	636	5775	559
31-Mar-13	667	5778	635
	12,310		6,275

* In custody count includes CBAC & N3s on out of county warrants

*Reference EPC Poster April 8, 2013



LASD-Activities

YEAR	PSP Arrests	Arrests Other	Firearms Seized	PSP PALS	PALS	PIRS	FIRs	PSP / PIR	Compliance Checks	No Show Locations	Address Verification	Operations
2011 YTD	9	156	28	3	9	114	306	85	98	167	258	6
2012 YTD	343	887	149	56	49	514	3,968	1,054	1,406	199	1,265	470
2013 YTD	253	143	68	32	10	111	1,121	447	477	10	290	202
2011 - 2013 YTD	605	1,186	245	91	68	739	5,395	1,586	1,981	376	1,813	678



LASD-Activities

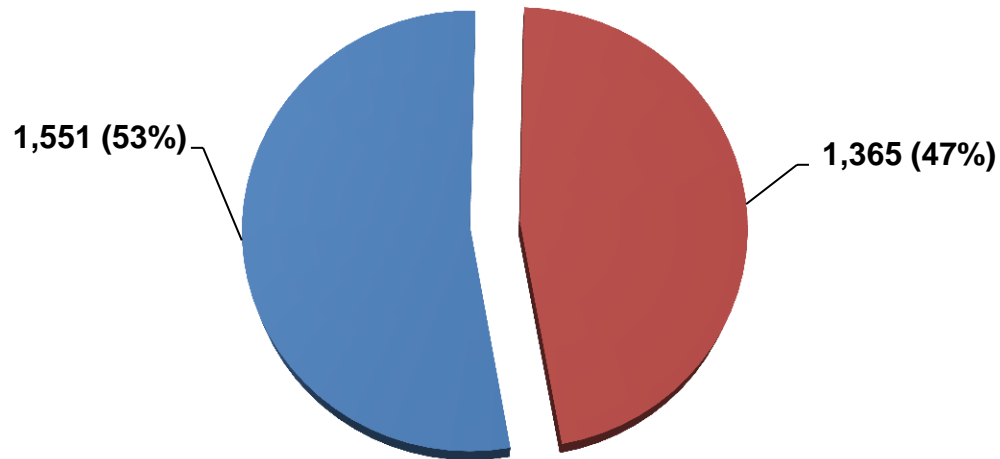
Compliance Check Arrests

- LASD Parole Compliance Team (PCT) – since implementation, approximately 1950 arrests were made including 696 PSP arrests for:
 - 605 Violations/Criminal Arrests
 - 91 PAL (Warrants)
- LAPD Parole Compliance Unit (PCU) – since implementation, approximately 270 arrests have been made as a result of compliance checks.



LASD-1170H

**PSP PAL Warrant Arrests - All Agencies
October 1, 2011 through April 10, 2013**



■ Arrests with 3455 as the Primary Charge

■ Arrests with 3455 as the Secondary Charge



LASD-Warrants

PSP ARRESTS – BY ALL AGENCIES (AS OF 04/10/13)*

TOTAL PSP ARRESTS: 12017 TOTAL ARRESTS FOR 3455: 1951

MONTH	3455(A)4PC	3455(A)5PC	3455(A)PC	3455(B)1PC	3455PC	TOTAL
2011-11	2		6			8
2011-12	10	1	13			24
2012-01	12		18			30
2012-02	21		21			42
2012-03	44		17			61
2012-04	84		25			109
2012-05	97		36			133
2012-06	105		33			138
2012-07	115		30			145
2012-08	145		53			198
2012-09	92	1	45	36		174
2012-10	58	1	55	44	1	159
2012-11	35		45	61	1	142
2012-12	23		39	64		126
2013-01	34		47	91	1	173
2013-02	19		28	83	1	131
2013-03	12	1	16	98		127
2013-04			4	26	1	31
TOTAL	908	4	531	503	5	1951

*These figures will be on the low side. This is based on Charge 1 at time of booking. If an absconder is located and found with narcotics, the narcotics charge will be Charge 1, although the warrant was our reason for locating him/her.



LASD-Warrants

PSP ARRESTS – BY LASD (AS OF 04/10/13)*

TOTAL PSP ARRESTS: 3551

TOTAL ARRESTS FOR 3455: 724

MONTH	3455(A)4PC	3455(A)5PC	3455(A)PC	3455(B)1PC	3455PC	TOTAL
2011-11	2		2			4
2011-12	6					6
2012-01	5		5			10
2012-02	7		3			10
2012-03	14		3			17
2012-04	23		14			37
2012-05	18		15			33
2012-06	28		10			38
2012-07	37		7			44
2012-08	45		20			65
2012-09	20	1	15	21		57
2012-10	8		19	24		51
2012-11	11		12	37	1	61
2012-12	6		5	41		52
2013-01	13		13	60	1	87
2013-02	3		2	56	1	62
2013-03	3		2	52		57
2013-04	2			30	1	33
TOTAL	251	1	147	321	4	724

*These figures will be on the low side. This is based on Charge 1 at time of booking. If an absconder is located and found with narcotics, the narcotics charge will be Charge 1, although the warrant was our reason for locating him/her.



LASD-BOS Motion (July 26, 2011)

Once absconders are identified:

- Each team's Crime Analyst conducts a complete background check utilizing numerous databases in an effort to locate past and present addresses, associates, family members, and other details which will lead our deputies to locate the absconders
- Many times, the addresses for the absconder are incorrect. PCT deputies will utilize other methods to locate the PSP by finding a phone number, vehicle license plate, or review past arrest reports
- Numerous man hours are generated to locate and address absconders avoiding apprehension



LASD – Top 10

The Crime Analyst section produces a Top 10 list (shown right) which is disseminated throughout the county in an effort to locate the absconders



LOS ANGELES COUNTY SHERIFF'S DEPARTMENT COPS BUREAU - PAROLE COMPLIANCE TEAM MOST WANTED PSP PAROLEES AT LARGE



	ALFRED RAYMOND MONTEZ WARR# REV2PRO511801—3455(A) PC—NO BAIL DOB: 04/23/1975 DESC: M/H/507/180/BLK/HAZ CII: A09173422 X NO: X01635197 LAST ADD: 10514 SAN ANSELMO AVE SOUTH GATE, CA NOTES: FLED AFTER VEHICLE PURSUIT / CRASH WARR# ALHGA08839301—\$260,000 IMAGE DATE: 08/12/09		MICHAEL JAMES FLORES WARR# REV2PRO483401 - 3455(A) PC - NO BAIL DOB: 07/10/1981 DESC: M/H/507/170/BRN/BRN CII: A11881983 X NO: X01796353 LAST ADD: 11578 KEITH DRIVE WHITTIER, CA NOTES: PRIOR ARREST FOR ID THEFT / NARCO IMAGE DATE: 12/17/10
	BENJAMIN ANDRES MORENO WARR# REV2PRO013201—3455(A) PC—NO BAIL DOB: 02/13/1988 DESC: M/H/509/180/BRO/BRO CII: A23589619 X NO: X01961067 LAST ADD: 16430 OREGON AVE BELLFLOWER, CA NOTES: WANTED BY LAPD FOR A187 WARR# LAXSA08038101—\$2,305,000 IMAGE DATE: 02/08/12		RYAN SCOTT HARBAND WARR# REV3PRO170201—3455(A) PC—NO BAIL DOB: 10/31/1986 DESC: IN CUSTODY CII: X01914331 LAST ADD: 11578 KEITH ST WHITTIER, CA NOTES: GLENDALE LOOKING AT PSP FOR SALES OF NARCOTICS IMAGE DATE: 12/12/12
	KENNETH LEE WARR# REV3PRO168901—3455(A) PC—NO BAIL DOB: 07/01/1968 DESC: M/W/511/160/BRO/BR CII: A08711321 X NO: X00198886 LAST ADD: 11111 DESCANO DR LA CANADA, CA NOTES: INVOLVED IN A HIGH SPEED PURSUIT WITH GLENDALE, PSP FLED IMAGE DATE: 01/09/12		ERIC PONTIOUS WARR# REV3PRO142101 - 3455(A) PC - NO BAIL DOB: 04/10/1974 DESC: M/W/600/200/BRO/BLU CII: A10461114 X NO: X01727150 LAST ADD: 2548 PECK RD MONROVIA, CA NOTES: PSP MAY BE INVOLVED IN 40+ ROBBERIES IN ORANGE COUNTY IMAGE DATE: 05/08/12
	JAVIER ERNESTO HERRERA REV WARRANT IN PROCESS DOB: 11/15/1979 DESC: M/W/507/180/BLK/HAZ CII: A09173422 X NO: X01635197 LAST ADD: 10514 SAN ANSELMO AVE SOUTH GATE, CA NOTES: PERSON OF INTEREST FOR SEVERAL LASD 211'S—HAS SEV VC WARRANTS IMAGE DATE: 12/14/12		LUTHER LOUIS SCHRUDER WARR# REV2PRO540201—3455(A) PC - NO BAIL DOB: 07/11/1965 DESC: M/W/600/173/BRO/BRO CII: A07655430 X NO: X02062067 LAST ADD: 161 E 57TH STREET LONG BEACH NOTES: 290 - IN VIOLATION OF HIS REGISTRATION REQUIREMENTS IMAGE DATE: 07/24/07
	LAWRENCE ANTHONY TATE WARR# REV2PRO474501—3455(A) PC—NO BAIL DOB: 02/06/1985 DESC: M/B/601/185/BRO/BRO CII: A22185635 X NO: X01803485 LAST ADD: 236 W PALM ST #C COMPTON, CA NOTES: A PERSON OF INTEREST IN A LASD MURDER INVESTIGATION IMAGE DATE: 06/27/02		CHRISTIAN RELIFORD WARR# REV2PRO000501—3455(A) PC—NO BAIL DOB: 08/22/1981 DESC: M/H/509/350/BLK/BRO CII: A12186745 X NO: X01773782 LAST ADD: 1724 E FLORIDA ST LONG BEACH, CA NOTES: OLDEST ACTIVE REV WARRANT IMAGE DATE: 03/03/11

This report is for information only and warrant information should be verified—Restricted for Law Enforcement Personnel

Los Angeles County Department of Mental Health



Department of Mental Health

Activity	PSP/N3 Statistics
Prescreened	3,006 PSPs
Assessed	3,711 PSPs
Accepted Treatment Referrals	2,727* PSPs
Refused Treatment	382 PSPs
Engaged in Treatment	65% of the PSPs who accepted referrals**
Referred for Community Treatment	544 N3s

*2,174 co-occurring disorders and 521 mental health services

**Rate of engagement in treatment has increased from 30% in 2011, 49% 2012, to 65% in 2013

Department of Mental Health

Mentally Disordered Offenders (MDO)

Five (5) individuals who were former MDOs are currently receiving services in the community, having returned to jail with an average of two (2) incarcerations each and an average length of jail stay of 54 days.

- One of these individuals is now employed and continues in outpatient treatment.
- One individual had multiple 5150s, is currently incarcerated, conserved, and pending admission to State Hospital at a cost of \$250,000 annually.

Department of Mental Health

Three (3) individuals who are former MDOs are currently receiving housing services through the Department's IMD Step-downs. Step-down services include case management, individual and group therapy, medication management, and linkage.

The total cost of these three persons through 3/14/13 is \$42,000 with an average length of stay of 100 days to date. Cost for IMD step-down bed and services is approximately \$51,100 annually.

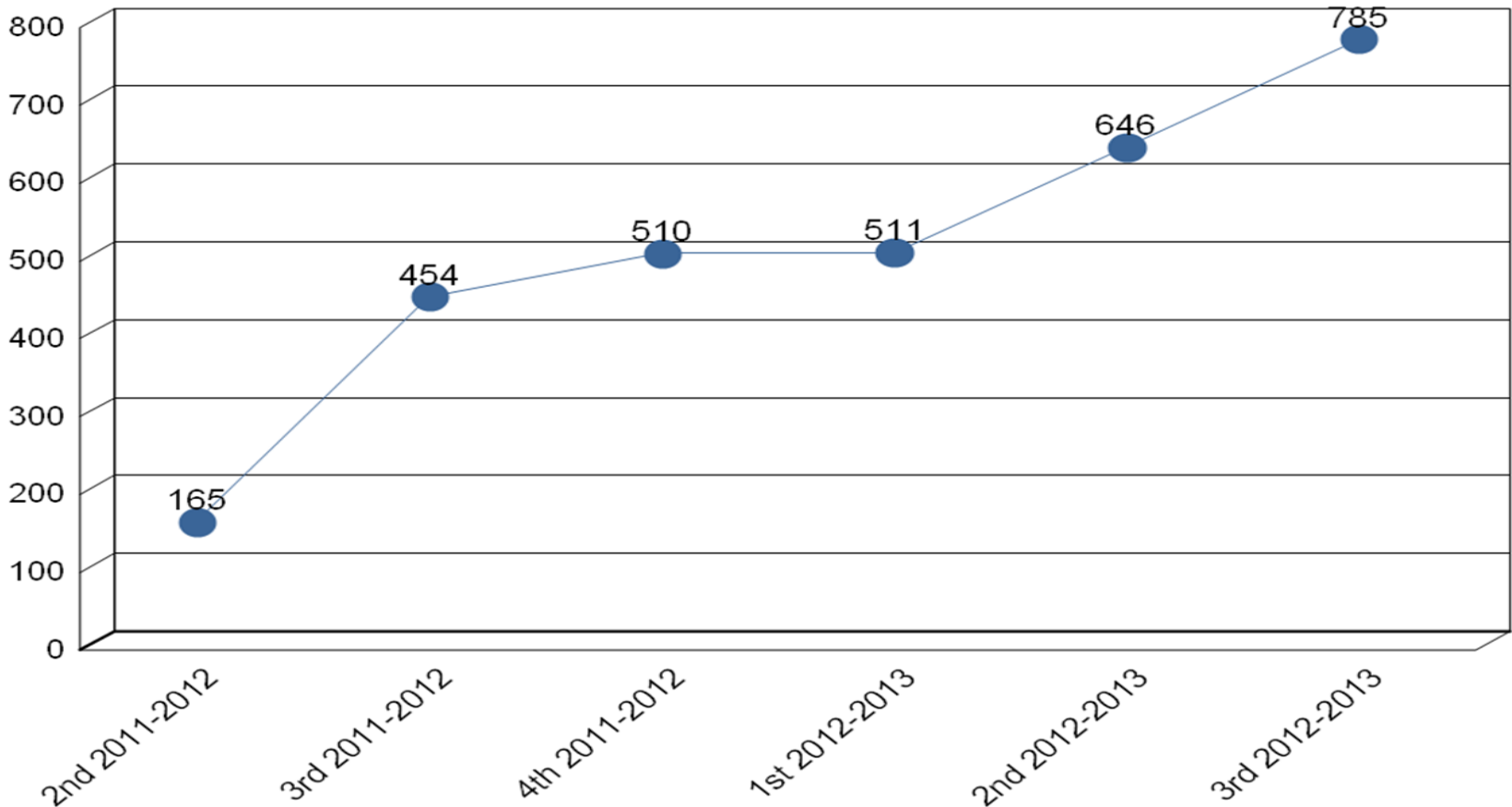
Emergent Issue:

Beginning July 1, 2013, revocations for state parolees will be heard in the local Court system. Supervision and treatment services for state parolees remain a state responsibility. Restructuring and downsizing of Parole Outpatient Clinics may increase demand on county DMH services.

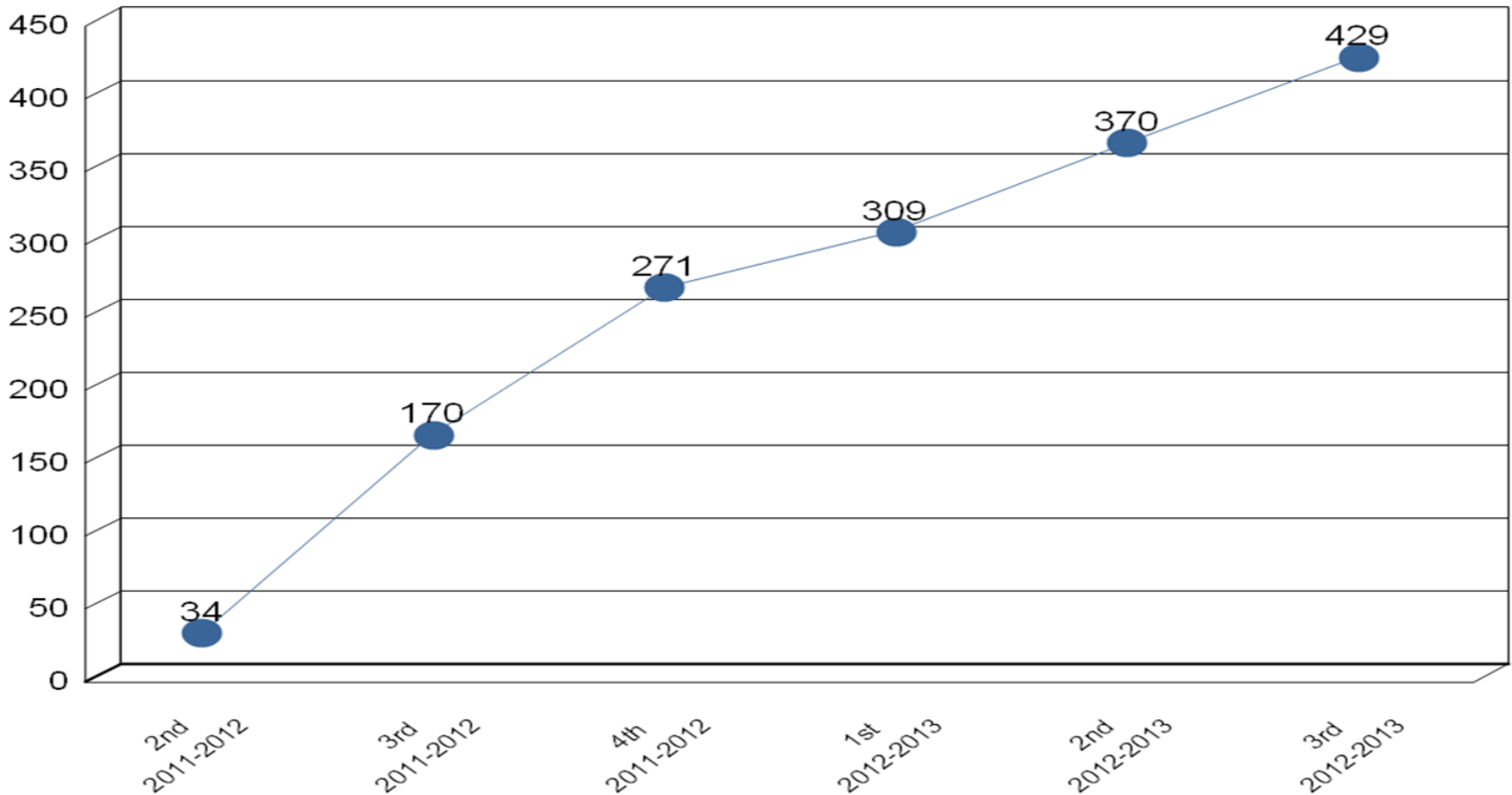
Substance Abuse Prevention and Control



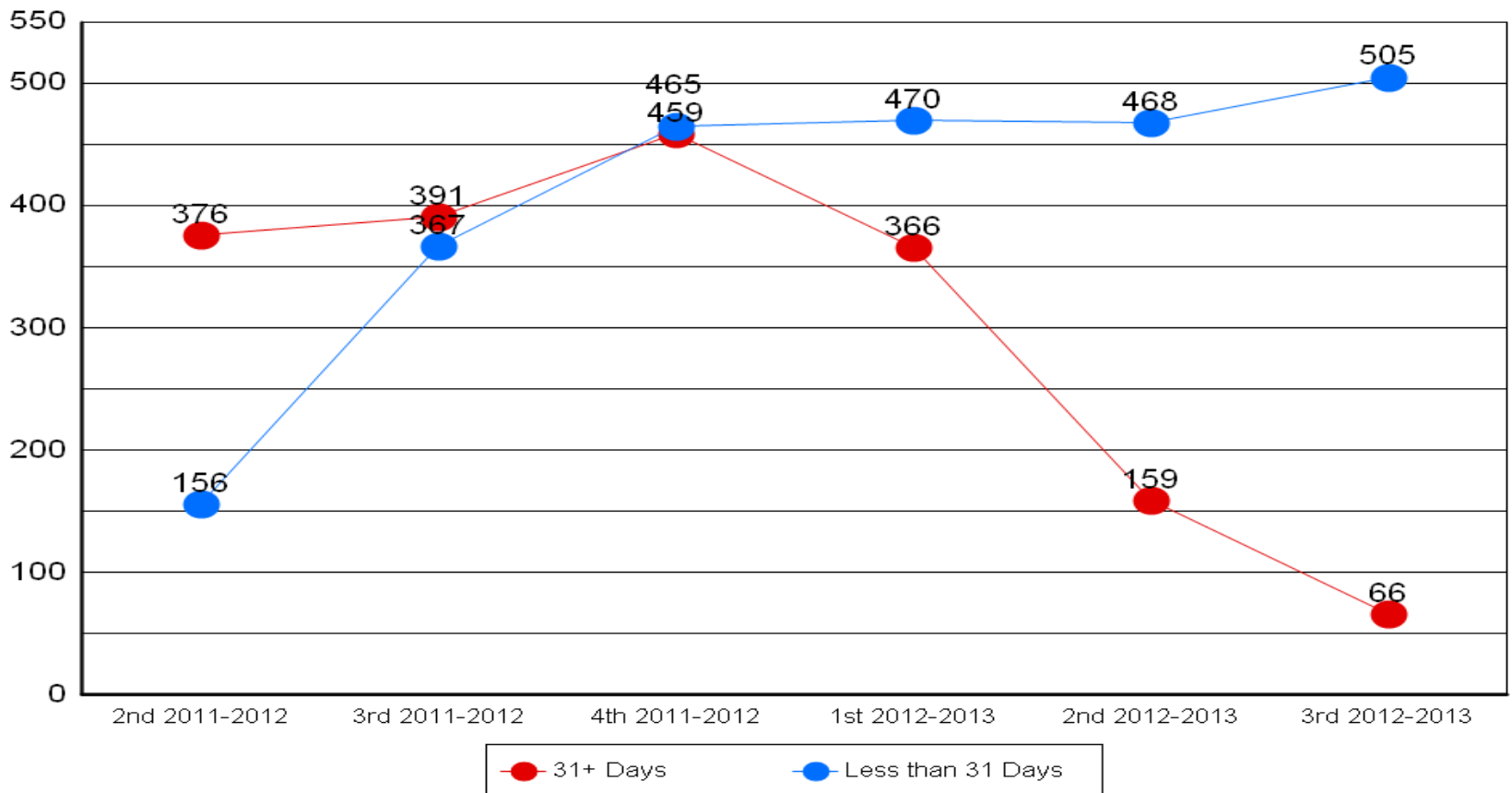
PSP CASC Initial Assessments



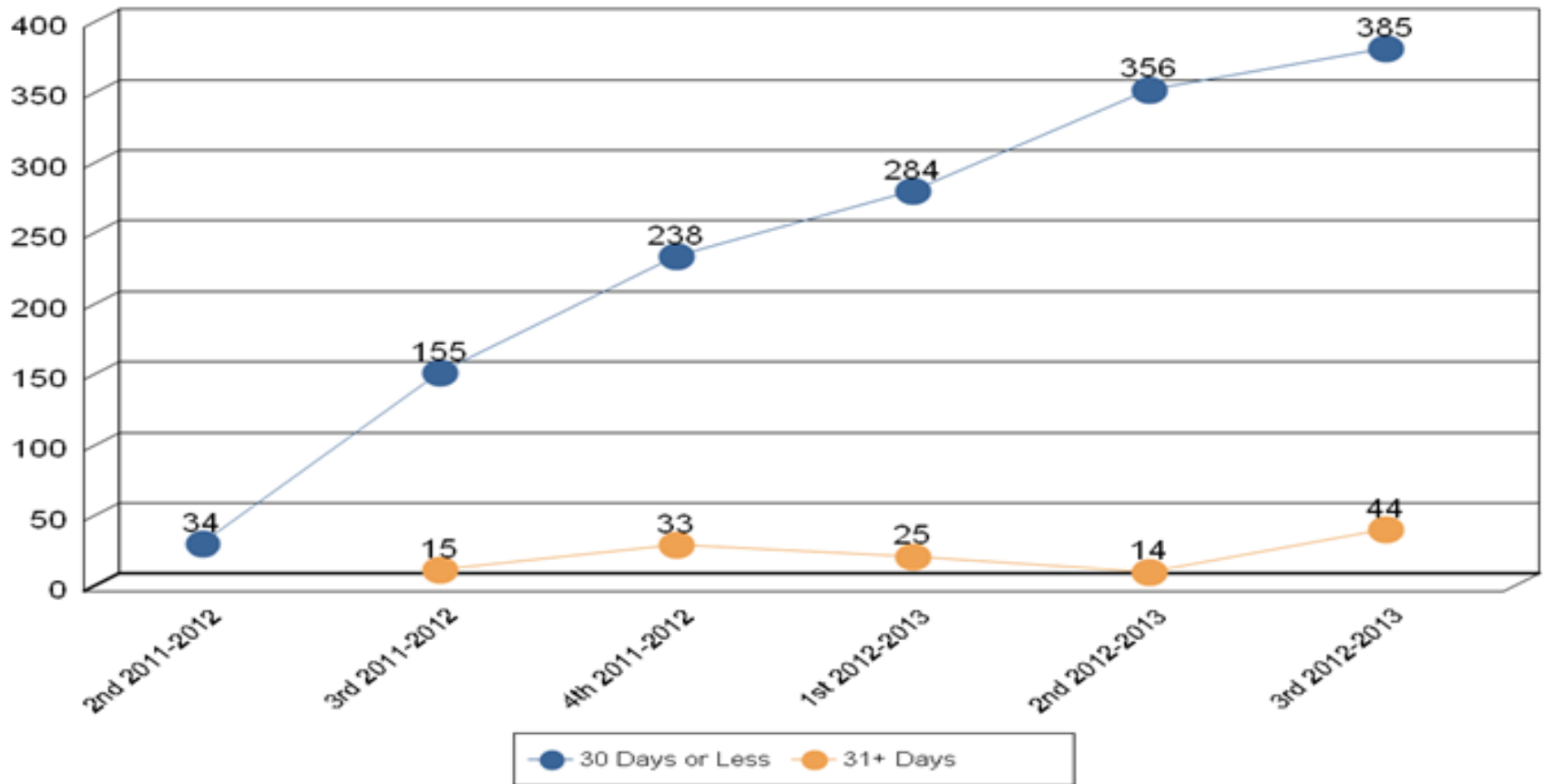
PSP Entering Treatment



PSP – Length of Time from HUB (only) to CASC



PSP – Length of Time from CASC to Treatment Admission



DPH-SAPC Emergent Issues

- Jurisdiction issue for PSPs with other charges and referred to specialty courts (e.g. Drug Court, Proposition 36, and others)
- Recent trends show decreased PSP referrals from HUBs and increased referrals from Probation Area Offices



Los Angeles County Probation Department





CBO Contract

- We are working with Chief Executive Office (CEO) on the Services Contract for the next Fiscal Year, with this matter tentatively scheduled to be brought before your Board in the near future.



AB 109 Implementation Collaborations

A. Monthly Presentations

1. The various County departments involved in implementing AB109 will have the opportunity to present their respective sections of the report.
2. Meetings were held with the Executive Director of the Countywide Criminal Justice Coordination Committee (CCJCC) to ensure the merging of our respective reporting requirements.

B. Re-entry

- The Probation Department, along with CCJCC, will establish a Community Based Organization (CBO)/Faith Based Organizations (FBO) Advisory Committee
- Probation continues to participate in meetings with various regional re-entry coalitions/partnerships, forums, and the CBO representative to the PSRT to address re-entry related issues



AB 109 Re-entry Strategies

Pre-Release Center

(occurs while PSP is custody)

- Initial assessment based on pre-release packets
- Add conditions of supervision; based on individual needs (e.g. Drug treatment and testing for drug offenders, GPS for sex offenders) identified in packet
- DMH screens the case for mental health needs and initiates transition strategies
- Coordinate housing referrals for those requiring transportation from CDCR (de-certified MDOs, medically fragile)

HUB

(1st contact within 48 business hours)

- Criminogenic assessment
- Explains role of Probation
- Determine immediate needs (housing, transportation, medical)
- Referrals to co-located Mental Health clinicians, CASC, and DPSS staff
- Full range of referrals to services:
 - Employment, Shelter, Drug Treatment, Sober Living, Transitional Housing
- Provide assistance to secure birth certificates, I.D., bus tokens, clothing, food, etc.
- Assign DPO and develop a case plan
- Review conditions of supervision
- Assess for Veterans status and make referrals to Veterans Affairs or Volunteers of America-Incarcerated Veterans Transition Program

Supervision

(next business day from HUB visit & ongoing)

- Reinforce conditions and expectations
- Follow up on referrals for services
- Refers to co-located Mental Health, CASC, and DPSS staff at one of the HUBs if necessary
- Same referral resources available similar to the HUBs
- Regular monthly meetings
- Conduct home contacts, address verifications, and field checks in coordination with law enforcement
- Evaluate transition into community
- Utilize intermediate sanctions
- Request flash incarcerations
- Recommend revocations if PSP fails to respond to sanctions



AB 109 Services

healthRIGHT 360:

Referrals for service(s) are tracked on Probation's healthRIGHT360 database. This database allows the user to extract participation rate information using "Service Start Date" and the "Service Stop Date."

- The no-show rate for Housing Services is approximately 38%
 - Average number of days per PSP is **20**
- The no-show rate for Job Readiness/Placement is approximately 64%



AB 109 Services

Department of Mental Health:

- Rate of engagement in treatment has increased from 30% in 2011, 49% 2012, to 65% in 2013

Department of Public Health:

- Rate of engagement in treatment has increased from 21% in the second quarter of Fiscal Year (FY) 2011-2012 to 57% in the second quarter of FY 2012-2013



Questions

