


WASHINGTON STATE JAIL INDUSTRIES BOARD


2004 Offender Work Report



Offenders Working in Jails and for Communities

Marvin M. Wolff
Chair

Jill Will
Executive Director



JAIL INDUSTRIES BOARD OF DIRECTORS

Marvin M. Wolff, CHAIR

Whatcom Maritime Association

Debra Latimer, VICE CHAIR

Director, Corrections Clearinghouse, Employment Security Department

Randy Loomans, VICE CHAIR

Education and Safety Director, Washington State Labor Council

Jim Berrios—Owner, Golden Steer Rib and Steak House

Ed Crawford—Chief of Police, Kent Police Department

David Dillman—Director, Metropolitan Improvement District, Seattle

James Huffman—Crime Victims Representative

David D. Johnson—Assistant Executive Secretary,
Washington State Building and Construction Trades Council

Kenneth Kunes—Clerk, Grant County

Andre Loh—Dean of Adult and Basic Education, Seattle Central Community College

The Honorable Garry Lucas—Sheriff, Clark County

The Honorable Helen McGovern—Council Member, City of Lakewood

Runette Mitchell—Community Program Administrator,
King County Department of Adult and Juvenile Corrections


Sean Morrow—Executive Vice President, Communications Workers of America Local # 7818

The Honorable James Von Sauer—Prosecuting Attorney, Ferry County

Chandra Wrzesinski—Administrator, Lewis County Jail

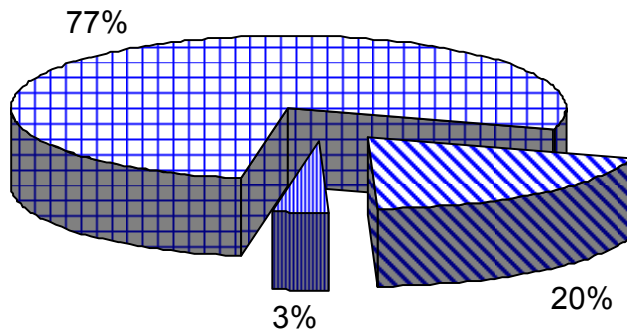
Howard Yarbrough—Administrator, Correctional Industries




Jill Will—Executive Director, Jail Industries Board



2004 Offender Work Report


2004 Total Offender Labor Hours



-  In Jails 77 %
-  For Government Agencies 20 %
-  For Community Organizations 3 %

Total Labor Hours: 3,479,822

Value to Communities
at Minimum Wage: \$24,915,525



2004 Offender Work Report

Report Prepared By:


Jail Industries Board
3060 Willamette Drive NE, Suite 100
Lacey, WA 98516

Phone: 360-486-2440

Fax: 360-486-2381

Email: jwill@cjtc.state.wa.us

Web: www.jib.wa.gov




2004 Offender Work Report

Mission of the Jail Industries Board

Provide statewide leadership and technical assistance to establish, develop, and maintain jail industries through partnerships with labor, business, victims, community, and government which promote:

- ◆ Victim compensation and restitution
- ◆ Reduced cost of incarceration
- ◆ Reduced victimization and recidivism
- ◆ Meaningful work experience
and work ethics
- ◆ Public service through offender labor



2004 Offender Work Report

Executive Summary

Facilities Reporting

Sixty-one facilities reported offender labor information to the Jail Industries Board in 2004. All thirty-eight counties operating jails reported inmates working. Nineteen city jails reported offender labor information. In total, offenders worked 3,479,822 labor hours. Valued at the 2004 state minimum wage of \$7.16 per hour, these hours were worth \$24,915,525 to the taxpayers of Washington.

Correctional Facility Operations

Offender labor supporting daily operations within correctional facilities accounted for 77% of all labor hours reported. This work offset costs of incarceration in Washington jails and provided essential daily services. Work within correctional facilities totaled 2,674,877 labor hours in 2004.

The top ten jobs performed by inmates working in and around jails:

Food Service	51 facilities
Laundry Services	51 facilities
Janitorial Services	50 facilities
Vehicle Washing/Detailing	22 facilities
General Labor	21 facilities
Building Maintenance	12 facilities
Truck Load/Unload	12 facilities
Building Refurbishment	10 facilities
Grounds Maintenance	10 facilities
Inmate Uniform Repair	10 facilities

Services for Government Agencies

In 2004, 20% of total labor hours were provided to city and county government agencies other than jails. These 691,385 hours were worked by minimum security jail inmates and by offenders performing community restitution hours in lieu of incarceration. Most minimum security crews had multiple agency customers for their services.



2004 Offender Work Report

The ten tasks with the largest government agency customer bases:


Litter Pickup	32 customers
General Labor	27 customers
Parks Maintenance	24 customers
Grounds Maintenance	23 customers
Vehicle Washing/Detailing	23 customers
Courthouse Maintenance	21 customers
Landscaping	19 customers
Janitorial Services	18 customers
Fairgrounds Maintenance	17 customers
Building Maintenance	17 customers

Community Contributions

Jails reported 113,560 labor hours performed on behalf of not-for-profit community organizations, 3% of total labor hours. These hours were provided to 75 different customers.

The top eight tasks done for community organizations:

General Labor	9 organizations
Fairgrounds Setup/Maintenance	8 organizations
Grounds Maintenance	5 organizations
Food Bank Staffing	5 organizations
Playfield Maintenance	4 organizations
Litter Pickup	4 organizations
Parks Maintenance	4 organizations
Truck Load/Unloading	4 organizations




2004 Offender Work Report

Labor Hours Summary

Facility	Average Daily Population	Offender Labor Hours			Total	Value to Community at \$7.16/Hour
		Jail	Government	Community		
Aberdeen Police Department	20	1,961			1,961	\$14,039
Adams County Jail	28	5,418			5,418	\$38,793
Asotin County Jail	41	8,064		768	8,832	\$63,237
Auburn Detention Facility	104	5,472	480		5,952	\$42,616
Benton County Jail	602	87,360	56,980		144,340	\$1,033,474
Buckley Police Department	18	9,380		1,200	10,580	\$75,753
Chelan County Regional Justice Center	306	89,491	23,449	14,392	127,332	\$911,697
Clallam County Jail	105	29,280	10,867		40,147	\$287,453
Clark County Jail	566	35,887			35,887	\$256,954
Clark County Jail Work Center	130	133,058	34	7,151	140,243	\$1,004,141
Columbia County Jail	7	2,912			2,912	\$20,850
Cowlitz County Corrections	250	43,920	45,905	12,214	102,038	\$730,594
Enumclaw Police Department	15	3,767			3,767	\$26,970
Ferry County Jail	20	5,263			5,263	\$37,685
Fife Police Department	19	160			160	\$1,146
Forks Police Department	18	6,140		2,064	8,204	\$58,744
Franklin County Correctional Center	145	16,512			16,512	\$118,226
Garfield County Jail	4	370	155		524	\$3,752
Grandview Police Department	0	1,050	250	4	1,303	\$9,328
Grant County Jail	187	54,684	33,324	1,004	89,012	\$637,326
Grays Harbor County Jail	139	2,256		8	2,264	\$16,210
Island County Jail	53	33,024			33,024	\$236,452
Issaquah Police Department	42	6,570	708		7,278	\$52,110
Jefferson County Jail	44	7,585	3,019		10,604	\$75,925
Kent Police Department	103	41,329	25,698		67,027	\$479,913
King County Community Corrections	161	9,675	76,625		86,300	\$617,908
King County Correctional Facility	1,260	170,924			170,924	\$1,223,816
King County Regional Justice Center	986	287,564			287,564	\$2,058,958
Kirkland Police Department	8	361			361	\$2,586
Kitsap County Jail	330	75,976	7,751	11,455	95,182	\$681,503
Kittitas County Jail	98	43,638	19,932	9,176	72,746	\$520,861
Klickitat County Jail	49	9,030	1,651		10,681	\$76,477
Lewis County Jail	191	36,840	20,942	3,463	61,245	\$438,515

Numbers may not add due to rounding.




2004 Offender Work Report

Labor Hours Summary


Facility	Average Daily Population	Offender Labor Hours			Total	Value to Community at \$7.16/Hour
		Jail	Government	Community		
Lincoln County Jail	19	1,806			1,806	\$12,931
Lynnwood Police Department	39	5,475			5,475	\$39,201
Mason County Jail	100	15,370		2,844	18,214	\$130,412
Oak Harbor Police Department	7	7,843			7,843	\$56,157
Okanogan County Jail	140	29,680	23,896	7,264	60,840	\$435,614
Olympia Police Department	26	2,890			2,890	\$20,690
Pacific County Jail	30	5,779			5,779	\$41,379
Pend Oreille County Jail	26	10,114	5,418		15,532	\$111,206
Pierce County Corrections	1,290	199,279			199,279	\$1,426,839
Puyallup Police Department	32	6,140			6,140	\$43,965
Renton Police Department	59	5,779			5,779	\$41,379
San Juan County Jail	0	5,336			5,336	\$38,206
Skagit County Jail	222	59,237	42,931		102,168	\$731,523
Skamania County Jail	26	7,680	10,320	2,400	20,400	\$146,064
Snohomish County Corrections	823	209,764	83,405	1,301	294,471	\$2,108,409
Spokane County Geiger Corrections	540	138,711	76,382		215,093	\$1,540,066
Spokane County Jail	646	134,472			134,472	\$962,820
Stevens County Jail	48	10,752			10,752	\$76,984
Sunnyside Police Department	45	26,006	6,192		32,198	\$230,541
Thurston County Corrections	473	166,520	17,920	224	184,664	\$1,322,194
Toppenish Police Department	15	8,075			8,075	\$57,817
Wahkiakum County Jail	8	4,354	1,777	170	6,301	\$45,115
Walla Walla County Jail	90	28,595	15,800	172	44,567	\$319,096
Wapato Police Department	38	576		384	960	\$6,874
Whatcom County Jail	298	108,334	11,760		120,094	\$859,873
Whitman County Corrections	39	5,856	10,869	1,227	17,952	\$128,536
Yakima County Corrections	948	201,340	50,658	32,268	284,266	\$2,035,345
Yakima Police Department	55	4,192	6,288	2,408	12,888	\$92,278
Grand Totals	12,131	2,674,877	691,385	113,560	3,479,822	\$24,915,525

Numbers may not add due to rounding.



2004 Offender Work Report


Work Performed	Number of Customers Statewide			
	Community	Government	Jail	Grand Total
Building Refurbishment		10	10	20
Food Service	3	4	51	58
Garden Produce		1	3	4
General Labor	9	27	21	57
Janitorial	3	18	50	71
Landscaping	1	19	8	28
Laundry	1	1	51	53
Maintenance/Setup—Fairgrounds	8	17		25
Maintenance/Setup—Playing Field	4	5		9
Maintenance—Building	1	17	12	30
Maintenance—Courthouse		21	2	23
Maintenance—Facilities		14	5	19
Maintenance—Golf Course	1	1		2
Maintenance—Grounds	5	23	10	38
Maintenance—Litter Pickup	4	32	7	43
Maintenance—Museum	1	4		5
Maintenance—Other	1	4	1	6
Maintenance—Outdoor	1	10	2	13
Maintenance—Parks	4	24		28
Maintenance—Pistol Range		9	4	13
Maintenance—Records/archives		6	1	7
Maintenance—Road	1	7		8
Maintenance—Trail	1	8		9
Maintenance—Vehicle		8	3	11
Natural Resources—Brush Removal		6		6
Natural Resources—Conservation		4		4
Natural Resources—Weed Control	1	14	1	16
Natural Resources—Brush Removal		6		6
Natural Resources—Erosion/Flood Control		6		6
Other	1	1	1	3
Recycling—Appliance	1	7	1	9
Recycling—General	3	12	2	17
Recycling—Pallets		2	1	3
Services—Canal Cleaning		2		2
Services—Fire Department Assistance		11		11
Services—Firewood		2		2
Services—Graffiti Removal	1	9	2	12
Services—Snow Removal		16	6	22
Services—Vehicle Washing/Detailing		23	22	45



2004 Offender Work Report

Number of Customers Statewide

Work Performed	Number of Customers Statewide			Grand Total
	Community	Government	Jail	
Sewing—Inmate Property Bags			4	4
Sewing—Inmate Uniform Repair			10	10
Sewing—Other	1		2	3
Staffing—Animal Care		2		2
Staffing—Barber			4	4
Staffing—Bookkeeping			1	1
Staffing—Commissary			5	5
Staffing—Event	3	5		8
Staffing—Food Bank	5			5
Staffing—Holiday Setup	3		1	4
Staffing—Hospice Assistance	1			1
Staffing—Library			4	4
Staffing—Lobby			1	1
Staffing—Office Assistance (general)		2	4	6
Staffing—Senior Center	1			1
Truck Load/Unload	4	5	12	21
Tutoring (Peer)			1	1
Warehousing	1	1	4	6
Grand Total	75	426	330	831



2004 Offender Work Report

Aberdeen Police Department

Average Daily Population: 20

If checked, data estimated.

LABOR HOURS	Work in Jails		Work for Government		Work for Not-for-Profit Organizations	
	Average Workers	Total Hours	Average Workers	Total Hours	Average Workers	Total Hours


Inmate Labor	3	1,961				
Community Service Labor						
Subtotal	3	1,961				

VALUE OF HOURS @ \$7.16 per hour	Offsetting Costs of Incarceration		Reducing Tax Burden		Contributing to Community	
	\$14,039		\$0		\$0	

TOTAL HOURS	1,961	TOTAL VALUE	\$14,039
--------------------	--------------	--------------------	-----------------

WORK DETAIL (IN=Inmate; CS= Offender Sentenced to Community Service)

Category	By	Work	Customer
Government		Maintenance—Parks	City of Aberdeen Parks Dept
Jail		Janitorial	Aberdeen City Jail
		Laundry	Aberdeen City Jail



2004 Offender Work Report

Adams County Jail

Average Daily Population: 28

If checked, data estimated.

LABOR HOURS	Work in Jails		Work for Government		Work for Not-for-Profit Organizations	
	Average Workers	Total Hours	Average Workers	Total Hours	Average Workers	Total Hours


Inmate Labor	15	5,418				
Community Service Labor						
Subtotal	15	5,418				

VALUE OF HOURS @ \$7.16 per hour	Offsetting Costs of Incarceration		Reducing Tax Burden		Contributing to Community	
		\$38,793		\$0		\$0

TOTAL HOURS	5,418	TOTAL VALUE	\$38,793
--------------------	--------------	--------------------	-----------------

WORK DETAIL (IN=Inmate; CS= Offender Sentenced to Community Service)

Category	By	Work	Customer
Government		Janitorial	Adams Co Sheriff's Office
		Maintenance—Pistol Range	Adams Co Sheriff's Office
		Services—Fire Department Assistance	Adams Co Fire District #1, Ritzville Fire Dept (Truck Wash)
		Services—Snow Removal	Adams Co Sheriff's Office
		Services—Vehicle Washing/Detailing	Adams Co Sheriff's Office
Jail		Food Service	Adams Co Jail
		Janitorial	Adams Co Jail
		Laundry	Adams Co Jail
		Maintenance—Building	Adams Co Jail
		Staffing—Library	Adams Co Jail



2004 Offender Work Report

Asotin County Jail

Average Daily Population: 41

If checked, data estimated.

LABOR HOURS	Work in Jails		Work for Government		Work for Not-for-Profit Organizations	
	Average Workers	Total Hours	Average Workers	Total Hours	Average Workers	Total Hours


Inmate Labor	3	8,064				2	768
Community Service Labor							
Subtotal	3	8,064				2	768

VALUE OF HOURS @ \$7.16 per hour	Offsetting Costs of Incarceration		Reducing Tax Burden		Contributing to Community	
		\$57,738		\$0		\$5,499

TOTAL HOURS	8,832	TOTAL VALUE	\$63,237
--------------------	--------------	--------------------	-----------------

WORK DETAIL (IN=Inmate; CS= Offender Sentenced to Community Service)

Category	By	Work	Customer
Government		Maintenance—Litter Pickup	Asotin Co Landfill
Jail		Food Service	Asotin Co Jail
		Janitorial	Asotin Co Jail
		Laundry	Asotin Co Jail



2004 Offender Work Report

Auburn Detention Facility

Average Daily Population: 104

If checked, data estimated.

LABOR HOURS	Work in Jails		Work for Government		Work for Not-for-Profit Organizations	
	Average Workers	Total Hours	Average Workers	Total Hours	Average Workers	Total Hours


Inmate Labor	2	5,472		1	480	
Community Service Labor						
Subtotal	2	5,472		1	480	

VALUE OF HOURS @ \$7.16 per hour	Offsetting Costs of Incarceration		Reducing Tax Burden		Contributing to Community	
		\$39,180		\$3,437		\$0

TOTAL HOURS	5,952	TOTAL VALUE	\$42,616
--------------------	--------------	--------------------	-----------------

WORK DETAIL (IN=Inmate; CS= Offender Sentenced to Community Service)

Category	By	Work	Customer
Government	IN	Building Refurbishment	Police Dept, Court, City Hall
	IN	General Labor	Police Dept, Court, City Hall
	IN	Janitorial	Police Dept, Court
	IN	Services—Snow Removal	Police Dept, Court, City Hall
		Truck Load/Unload	Police Dept, Court, City Hall
	Jail	IN	Building Refurbishment
IN		Food Service	Jail
IN		General Labor	Jail
IN		Janitorial	Jail
IN		Laundry	Jail
IN		Services—Graffiti Removal	Jail
IN		Services—Snow Removal	Jail
		Truck Load/Unload	Jail



2004 Offender Work Report

Benton County Jail

Average Daily Population: 602

If checked, data estimated.

LABOR HOURS	Work in Jails		Work for Government		Work for Not-for-Profit Organizations	
	Average Workers	Total Hours	Average Workers	Total Hours	Average Workers	Total Hours


Inmate Labor	40	87,360	37	56,980		
Community Service Labor						
Subtotal	40	87,360	37	56,980		

VALUE OF HOURS @ \$7.16 per hour	Offsetting Costs of Incarceration	Reducing Tax Burden	Contributing to Community
		\$625,498	\$407,977

TOTAL HOURS	144,340	TOTAL VALUE	\$1,033,474
--------------------	----------------	--------------------	--------------------

WORK DETAIL (IN=Inmate; CS= Offender Sentenced to Community Service)

Category	By	Work	Customer	
Government		General Labor	Benton Co, Kennewick, Richland, West Richland	
		Landscaping	Benton Co, Kennewick, Richland, West Richland	
		Maintenance/Setup—Fairgrounds	Benton Co	
		Maintenance—Building	Benton Co, Kennewick, Richland, West Richland	
		Maintenance—Courthouse	Benton Co	
		Maintenance—Facilities	Benton Co	
		Maintenance—Grounds	Benton Co	
		Maintenance—Litter Pickup	Benton Co, WA State	
		Maintenance—Parks	Benton Co, Kennewick, Richland, West Richland	
		Maintenance—Pistol Range	Benton Co	
		Natural Resources—Weed Control	Benton Co, Kennewick, Richland, West Richland	
		Recycling—Appliance	Benton Co, WA State	
		Recycling—General	Benton Co, WA State	
		Services—Fire Department Assistance	Benton Co	
		Services—Snow Removal	Benton Co, Kennewick, Richland, West Richland	
		Services—Vehicle Washing/Detailing	Benton Co, Kennewick, Richland, West Richland	
		Staffing—Event	Kennewick	
	Jail		Building Refurbishment	Benton Co
			Food Service	Benton Co
			Janitorial	Benton Co
		Laundry	Benton Co	
		Sewing—Inmate Uniform Repair	Benton Co	
		Staffing—Commissary	Benton Co	
		Truck Load/Unload	Benton Co	



2004 Offender Work Report

Buckley Police Department

Average Daily Population: 18

If checked, data estimated.

LABOR HOURS	Work in Jails		Work for Government		Work for Not-for-Profit Organizations	
	Average Workers	Total Hours	Average Workers	Total Hours	Average Workers	Total Hours


Inmate Labor	19	9,380				1,200
Community Service Labor						
Subtotal	19	9,380				1,200

VALUE OF HOURS @ \$7.16 per hour	Offsetting Costs of Incarceration		Reducing Tax Burden		Contributing to Community	
		\$67,161		\$0		\$8,592

TOTAL HOURS	10,580	TOTAL VALUE	\$75,753
--------------------	---------------	--------------------	-----------------

WORK DETAIL (IN=Inmate; CS= Offender Sentenced to Community Service)

Category	By	Work	Customer
Community		General Labor	Buckley Food Bank
		Truck Load/Unload	Buckley Food Bank
Government		Janitorial	City of Buckley, Buckley Police Dept
		Natural Resources—Weed Control	Buckley City Parks
		Natural Resources—Brush Removal	Buckley City Parks
		Services—Vehicle Washing/Detailing	Buckley Police Dept, Buckley Fire Dept
Jail		Food Service	Buckley City Jail
		Laundry	Buckley City Jail
		Truck Load/Unload	Buckley City Jail



2004 Offender Work Report

Chelan County Regional Justice Center Average Daily Population: 306

If checked, data estimated.

LABOR HOURS	Work in Jails		Work for Government		Work for Not-for-Profit Organizations	
	Average Workers	Total Hours	Average Workers	Total Hours	Average Workers	Total Hours


Inmate Labor	69	89,491		18	23,449		11	14,392
Community Service Labor								
Subtotal	69	89,491		18	23,449		11	14,392

VALUE OF HOURS @ \$7.16 per hour	Offsetting Costs of Incarceration		Reducing Tax Burden		Contributing to Community	
		\$640,756		\$167,895		\$103,047

TOTAL HOURS	127,332	TOTAL VALUE	\$911,697
--------------------	----------------	--------------------	------------------

WORK DETAIL (IN=Inmate; CS= Offender Sentenced to Community Service)

Category	By	Work	Customer
Community		General Labor	Goodwill, Salvation Army, Womens Resource Center, Food Distribution
		Natural Resources—Weed Control	Noxious Weeds
		Truck Load/Unload	Food Distribution
Government		Maintenance/Setup—Fairgrounds	Chelan Co
		Maintenance—Building	Chelan Co
		Maintenance—Courthouse	Chelan Co
		Maintenance—Facilities	Chelan Co
		Maintenance—Litter Pickup	Chelan Co, Douglas Co
		Maintenance—Museum	City of Wenatchee
		Maintenance—Outdoor	Ohme Garden
		Maintenance—Parks	Douglas Co, City of Wenatchee
		Maintenance—Vehicle	Chelan Co
		Natural Resources—Brush Removal	Forest Service
		Natural Resources—Conservation	Forest Service
		Natural Resources-Erosion/Flood Control	Forest Service
		Recycling—General	Chelan Co, Douglas Co
		Services—Vehicle Washing/Detailing	Link Transit
	Jail		Food Service
		Janitorial	Chelan Co Regional Justice Center
		Laundry	Chelan Co Regional Justice Center
		Recycling—Pallets	Chelan Co Regional Justice Center



2004 Offender Work Report

Clallam County Jail

Average Daily Population: 105

If checked, data estimated.

LABOR HOURS	Work in Jails		Work for Government		Work for Not-for-Profit Organizations	
	Average Workers	Total Hours	Average Workers	Total Hours	Average Workers	Total Hours


Inmate Labor	10	29,280		15	10,867		
Community Service Labor							
Subtotal	10	29,280		15	10,867		

VALUE OF HOURS @ \$7.16 per hour	Offsetting Costs of Incarceration		Reducing Tax Burden		Contributing to Community	
		\$209,645		\$77,808		\$0

TOTAL HOURS	40,147	TOTAL VALUE	\$287,453
--------------------	---------------	--------------------	------------------

WORK DETAIL (IN=Inmate; CS= Offender Sentenced to Community Service)

Category	By	Work	Customer
Government		Maintenance—Litter Pickup	Chain Gang for Co Roads, Olympic Nat'l Park, Dept of Transportation
		Maintenance—Road	Chain Gang for Co Roads
		Maintenance—Trail	Chain Gang for Co Parks and Recreation
		Natural Resources—Weed Control	Chain Gang for Noxious Weed Control Office
		Natural Resources—Brush Removal	Chain Gang for Co Roads
		Natural Resources-Erosion/Flood Control	Chain Gang for Co Roads and Emergency Services
Jail		General Labor	Clallam Co Corrections
		Recycling—General	Chain Gang while picking up litter
		Services—Vehicle Washing/Detailing	Chain Gang
		Truck Load/Unload	Clallam Co Corrections, Kitchen Trusties
		Warehousing	Clallam Co Corrections, Kitchen Trusties



2004 Offender Work Report

Clark County Jail

Average Daily Population: 566

If checked, data estimated.

LABOR HOURS	Work in Jails		Work for Government		Work for Not-for-Profit Organizations	
	Average Workers	Total Hours	Average Workers	Total Hours	Average Workers	Total Hours


Inmate Labor	28	35,887				
Community Service Labor						
Subtotal	28	35,887				

VALUE OF HOURS @ \$7.16 per hour	Offsetting Costs of Incarceration		Reducing Tax Burden		Contributing to Community	
		\$256,954		\$0		\$0

TOTAL HOURS	35,887	TOTAL VALUE	\$256,954
--------------------	---------------	--------------------	------------------

WORK DETAIL (IN=Inmate; CS= Offender Sentenced to Community Service)

Category	By	Work	Customer
Jail		Food Service	Clark Co Jail
		General Labor	Clark Co Jail
		Janitorial	Clark Co Jail
		Laundry	Clark Co Jail



2004 Offender Work Report

Clark County Jail Work Center

Average Daily Population: 130

If checked, data estimated.

LABOR HOURS	Work in Jails		Work for Government		Work for Not-for-Profit Organizations	
	Average Workers	Total Hours	Average Workers	Total Hours	Average Workers	Total Hours


Inmate Labor	54	133,058		34		4	7,151
Community Service Labor							
Subtotal	54	133,058		34		4	7,151

VALUE OF HOURS @ \$7.16 per hour	Offsetting Costs of Incarceration		Reducing Tax Burden		Contributing to Community	
	\$952,696		\$243		\$51,201	

TOTAL HOURS	140,243	TOTAL VALUE	\$1,004,141
--------------------	----------------	--------------------	--------------------

WORK DETAIL (IN=Inmate; CS= Offender Sentenced to Community Service)

Category	By	Work	Customer
Community		Recycling—Appliance	General public, government offices, schools
	Government	Janitorial	Clark Co Sheriff's Office, Precincts
Jail		Maintenance—Building	Clark Co Sheriff's Office, Precincts
		Maintenance—Grounds	Courthouse, Sheriff's Office
		Maintenance—Litter Pickup	Courthouse, Sheriff's Office
		Maintenance—Pistol Range	Clark Co Sheriff's Office, Custody
		Other	Clark Co
		Recycling—Appliance	General public, government offices, schools
		Services—Vehicle Washing/Detailing	Clark Co Sheriff's Office
		Food Service	Clark Co Jail, Juvenile Detention
		Janitorial	Clark Co Jail
		Laundry	Clark Co Jail, Juvenile Detention
		Maintenance—Building	Clark Co Jail
		Maintenance—Grounds	Clark Co Jail
		Maintenance—Litter Pickup	Clark Co Jail
	Other	Clark Co Jail	
	Services—Vehicle Washing/Detailing	Clark Co Jail	



2004 Offender Work Report

Columbia County Jail

Average Daily Population: 7

If checked, data estimated.

LABOR HOURS	Work in Jails		Work for Government		Work for Not-for-Profit Organizations	
	Average Workers	Total Hours	Average Workers	Total Hours	Average Workers	Total Hours

Inmate Labor	4	2,912				
Community Service Labor						
Subtotal	4	2,912				


VALUE OF HOURS @ \$7.16 per hour	Offsetting Costs of Incarceration		Reducing Tax Burden		Contributing to Community	
		\$20,850		\$0		\$0

TOTAL HOURS	2,912	TOTAL VALUE	\$20,850
--------------------	--------------	--------------------	-----------------

Hours reported are combined inmate and community service labor.

WORK DETAIL (IN=Inmate; CS= Offender Sentenced to Community Service)

Category	By	Work	Customer
Government		Maintenance—Litter Pickup	Columbia Co
		Natural Resources—Brush Removal	Columbia Co Roadside
Jail		Recycling—Appliance	Columbia Co



2004 Offender Work Report

Cowlitz County Corrections

Average Daily Population: 250

If checked, data estimated.

LABOR HOURS	Work in Jails		Work for Government		Work for Not-for-Profit Organizations	
	Average Workers	Total Hours	Average Workers	Total Hours	Average Workers	Total Hours


Inmate Labor	15	43,920		16	42,710		20	12,077
Community Service Labor				6	3,195			
Subtotal	15	43,920		22	45,905		20	12,214

VALUE OF HOURS @ \$7.16 per hour	Offsetting Costs of Incarceration		Reducing Tax Burden		Contributing to Community	
		\$314,467		\$328,678		\$87,449

TOTAL HOURS	102,038	TOTAL VALUE	\$730,594
--------------------	----------------	--------------------	------------------

WORK DETAIL (IN=Inmate; CS= Offender Sentenced to Community Service)

Category	By	Work	Customer
Community		Maintenance/Setup—Playing Field	Western, Central, KRV, Kelso Little Leagues
		Staffing—Food Bank	Cowlitz Co Work Release Garden Produce
		Staffing—Holiday Setup	Salvation Army
		Truck Load/Unload	Salvation Army, Kelso School District
Government		Building Refurbishment	Cowlitz Co
		Garden Produce	Cowlitz Co Work Release Garden
		General Labor	Cowlitz Co, City of Longview, Kelso, Kalama, Woodland, Castle Rock
		Janitorial	Cowlitz Co Fairgrounds, Hall of Justice
		Landscaping	School Districts, Co Parks Dept, City Parks Dept, Kelso Train Station, Cowlitz Co
		Maintenance/Setup—Fairgrounds	Cowlitz Co, Castle Rock
		Maintenance—Building	Cowlitz Co, Fairgrounds
		Maintenance—Courthouse	Cowlitz Co
		Maintenance—Facilities	Cowlitz Co
		Maintenance—Grounds	Cowlitz Co, School Districts, Cities, Kelso Train Station
		Maintenance—Litter Pickup	Dept of Ecology, Dept of Transportation, Co Public Works
		Maintenance—Museum	Cowlitz Co
		Maintenance—Outdoor	Hoffstead Bluffs, Tourism, United States Forest Service, Cowlitz Co, Cities
		Maintenance—Parks	Kelso, Longview, Cowlitz Co, Woodland
		Maintenance—Records/archives	Cowlitz Co Records
		Maintenance—Road	Cowlitz Co
	Maintenance—Trail	United States Army Corp of Engineers, United States Forest Service	
	Maintenance—Vehicle	Cowlitz Co, School District	



2004 Offender Work Report


Cowlitz County Corrections

Average Daily Population: 250

If checked, data estimated.

WORK DETAIL (IN=Inmate; CS= Offender Sentenced to Community Service)

Category	By	Work	Customer
Government		Natural Resources—Brush Removal	DNR, Cities, School District, Cowlitz Co, Dept of Transportation, United State Forest Service
		Natural Resources—Conservation	Abernathy Salmon Recovery Grant
		Natural Resources—Weed Control	Cowlitz Co, Cold Water Ridge, School Distirct
		Natural Resources-Erosion/Flood Control	Cowlitz Co Public Works
		Recycling—Appliance	Dept of Ecology, Dept of Transportation, Co Roads
		Services—Canal Cleaning	Cowlitz Co Public Works at the Lexington Diking
		Services—Fire Department Assistance	Cowlitz Co District #2
		Services—Firewood	City of Longview
		Services—Graffiti Removal	School District
		Services—Snow Removal	Cowlitz Co
		Services—Vehicle Washing/Detailing	Cowlitz Co, School District
		Truck Load/Unload	Cowlitz Co
Jail		Services—Graffiti Removal	Cowlitz Co Corrections



2004 Offender Work Report

Enumclaw Police Department

Average Daily Population: 15

If checked, data estimated.

LABOR HOURS	Work in Jails		Work for Government		Work for Not-for-Profit Organizations	
	Average Workers	Total Hours	Average Workers	Total Hours	Average Workers	Total Hours


Inmate Labor	4	3,767				
Community Service Labor						
Subtotal	4	3,767				

VALUE OF HOURS @ \$7.16 per hour	Offsetting Costs of Incarceration		Reducing Tax Burden		Contributing to Community	
		\$26,970		\$0		\$0

TOTAL HOURS	3,767	TOTAL VALUE	\$26,970
--------------------	--------------	--------------------	-----------------

WORK DETAIL (IN=Inmate; CS= Offender Sentenced to Community Service)

Category	By	Work	Customer
Jail		Food Service	Enumclaw City Jail
		General Labor	Enumclaw City Jail
		Janitorial	Enumclaw City Jail
		Laundry	Enumclaw City Jail



2004 Offender Work Report

Ferry County Jail

Average Daily Population: 20

If checked, data estimated.

LABOR HOURS	Work in Jails		Work for Government		Work for Not-for-Profit Organizations	
	Average Workers	Total Hours	Average Workers	Total Hours	Average Workers	Total Hours


Inmate Labor	6	5,263				
Community Service Labor						
Subtotal	6	5,263				

VALUE OF HOURS @ \$7.16 per hour	Offsetting Costs of Incarceration		Reducing Tax Burden		Contributing to Community	
		\$37,685		\$0		\$0

TOTAL HOURS	5,263	TOTAL VALUE	\$37,685
--------------------	--------------	--------------------	-----------------

WORK DETAIL (IN=Inmate; CS= Offender Sentenced to Community Service)

Category	By	Work	Customer
Government		Building Refurbishment	Ferry Co Courthouse
		General Labor	Ferry Co Courthouse
		Janitorial	Ferry Co Sheriff
		Landscaping	Ferry Co
		Maintenance—Facilities	Ferry Co Sheriff
		Services—Snow Removal	Ferry Co Courthouse, Ferry Co Sheriff
		Services—Vehicle Washing/Detailing	Ferry Co Fire Dept and Ambulance Services
Jail		Building Refurbishment	Ferry Co Jail
		Food Service	Ferry Co Jail
		General Labor	Ferry Co Jail
		Janitorial	Ferry Co Jail
		Landscaping	Ferry Co Jail
		Laundry	Ferry Co Jail
		Maintenance—Facilities	Ferry Co Jail
		Services—Snow Removal	Ferry Co Jail
		Services—Vehicle Washing/Detailing	Ferry Co Jail
		Truck Load/Unload	Ferry Co Jail
		Warehousing	Ferry Co Jail



2004 Offender Work Report

Fife Police Department

Average Daily Population: 19

If checked, data estimated.

LABOR HOURS	Work in Jails		Work for Government		Work for Not-for-Profit Organizations	
	Average Workers	Total Hours	Average Workers	Total Hours	Average Workers	Total Hours


Inmate Labor	1	160				
Community Service Labor						
Subtotal	1	160				

VALUE OF HOURS @ \$7.16 per hour	Offsetting Costs of Incarceration		Reducing Tax Burden		Contributing to Community	
		\$1,146		\$0		\$0

TOTAL HOURS	160	TOTAL VALUE	\$1,146
--------------------	------------	--------------------	----------------

WORK DETAIL (IN=Inmate; CS= Offender Sentenced to Community Service)

Category	By	Work	Customer
Jail		Services—Vehicle Washing/Detailing	Fife City Jail



2004 Offender Work Report

Forks Police Department

Average Daily Population: 18

If checked, data estimated.

LABOR HOURS	Work in Jails		Work for Government		Work for Not-for-Profit Organizations	
	Average Workers	Total Hours	Average Workers	Total Hours	Average Workers	Total Hours


Inmate Labor	10	6,140			1	2,064
Community Service Labor						
Subtotal	10	6,140			1	2,064

VALUE OF HOURS @ \$7.16 per hour	Offsetting Costs of Incarceration		Reducing Tax Burden		Contributing to Community	
		\$43,965		\$0		\$14,778

TOTAL HOURS	8,204	TOTAL VALUE	\$58,744
--------------------	--------------	--------------------	-----------------

WORK DETAIL (IN=Inmate; CS= Offender Sentenced to Community Service)

Category	By	Work	Customer
Jail		Food Service	Forks Jail
		Janitorial	Forks Jail
		Laundry	Forks Jail
		Maintenance—Grounds	Forks Jail



2004 Offender Work Report

Franklin County Correctional Center

Average Daily Population: 145

If checked, data estimated.

LABOR HOURS	Work in Jails		Work for Government		Work for Not-for-Profit Organizations	
	Average Workers	Total Hours	Average Workers	Total Hours	Average Workers	Total Hours


Inmate Labor	17	16,512				
Community Service Labor						
Subtotal	17	16,512				

VALUE OF HOURS @ \$7.16 per hour	Offsetting Costs of Incarceration		Reducing Tax Burden		Contributing to Community	
		\$118,226		\$0		\$0

TOTAL HOURS	16,512	TOTAL VALUE	\$118,226
--------------------	---------------	--------------------	------------------

WORK DETAIL (IN=Inmate; CS= Offender Sentenced to Community Service)

Category	By	Work	Customer
Government		General Labor	County Shop
Jail		Food Service	Franklin Co Jail
		Janitorial	Franklin Co Jail
		Laundry	Franklin Co Jail



2004 Offender Work Report

Garfield County Jail

Average Daily Population: 4

If checked, data estimated.

LABOR HOURS	Work in Jails		Work for Government		Work for Not-for-Profit Organizations	
	Average Workers	Total Hours	Average Workers	Total Hours	Average Workers	Total Hours


Inmate Labor	3	370		1	155	
Community Service Labor						
Subtotal	3	370		1	155	

VALUE OF HOURS @ \$7.16 per hour	Offsetting Costs of Incarceration	Reducing Tax Burden	Contributing to Community
	\$2,646	\$1,106	\$0

TOTAL HOURS	524	TOTAL VALUE	\$3,752
--------------------	------------	--------------------	----------------

WORK DETAIL (IN=Inmate; CS= Offender Sentenced to Community Service)

Category	By	Work	Customer
Community		Maintenance/Setup—Fairgrounds	Fair Association
		Maintenance—Building	Fair Association
		Maintenance—Grounds	Fairgrounds
		Maintenance—Parks	Rose Gardens
Government		General Labor	Public Works, Garfield Co, Fairgrounds
		Janitorial	Garfield Co
		Landscaping	County Courthouse
		Maintenance—Building	Courthouse
		Maintenance—Courthouse	Garfield Co
		Maintenance—Grounds	Courthouse, Public Works
		Maintenance—Parks	Public Works
		Maintenance—Vehicle	Fire Dept, Sheriff's Dept
		Services—Vehicle Washing/Detailing	Fire Dept
Jail		General Labor	Garfield Co Jail
		Janitorial	Garfield Co Jail
		Laundry	Garfield Co Jail
		Services—Vehicle Washing/Detailing	Sheriff's Dept



2004 Offender Work Report

Grandview Police Department

Average Daily Population:

If checked, data estimated.

LABOR HOURS	Work in Jails		Work for Government		Work for Not-for-Profit Organizations	
	Average Workers	Total Hours	Average Workers	Total Hours	Average Workers	Total Hours


Inmate Labor	2	1,050		1	250		1	4
Community Service Labor								
Subtotal	2	1,050		1	250		1	4

VALUE OF HOURS @ \$7.16 per hour	Offsetting Costs of Incarceration		Reducing Tax Burden		Contributing to Community	
		\$7,516		\$1,786		\$25

TOTAL HOURS	1,303	TOTAL VALUE	\$9,328
--------------------	--------------	--------------------	----------------

WORK DETAIL (IN=Inmate; CS= Offender Sentenced to Community Service)

Category	By	Work	Customer
Community		Maintenance/Setup—Fairgrounds	Grandview Parks Dept
	Government	Janitorial	Grandview Police Dept
Government		Maintenance—Grounds	Grandview Police Dept, City Hall, Fire Dept
		Maintenance—Litter Pickup	Grandview Police Dept, City Hall, Fire Dept, Public Works
		Maintenance—Records/archives	Grandview Police Dept
		Services—Graffiti Removal	Grandview Police Dept
		Services—Vehicle Washing/Detailing	Grandview Police Dept, Fire Dept
Jail		Food Service	Grandview Police Dept
		Janitorial	Grandview Police Dept



2004 Offender Work Report

Grant County Jail

Average Daily Population: 187

If checked, data estimated.

LABOR HOURS	Work in Jails		Work for Government		Work for Not-for-Profit Organizations	
	Average Workers	Total Hours	Average Workers	Total Hours	Average Workers	Total Hours


Inmate Labor	53	54,684		17	25,132		2	1,004
Community Service Labor				6	8,192			
Subtotal	53	54,684		23	33,324		2	1,004

VALUE OF HOURS @ \$7.16 per hour	Offsetting Costs of Incarceration		Reducing Tax Burden		Contributing to Community	
		\$391,537		\$238,600		\$7,189

TOTAL HOURS	89,012	TOTAL VALUE	\$637,326
--------------------	---------------	--------------------	------------------

WORK DETAIL (IN=Inmate; CS= Offender Sentenced to Community Service)

Category	By	Work	Customer	
Community Government		Staffing—Holiday Setup	Boys and Girls Club of Moses Lake, American Legion	
		Building Refurbishment	Grant Co Maintenance, Grant Co Historical Museum	
		General Labor	Ground Co Maintenance	
		Janitorial	Grant Co Maintenance	
		Maintenance/Setup—Fairgrounds	Grant Co Fairgrounds	
		Maintenance—Building	Grant Co Maintenance, Port of Ephrata, Sun Lakes State Park	
		Maintenance—Courthouse	Grant Co Maintenance	
		Maintenance—Facilities	Grant Co Maintenance	
		Maintenance—Grounds	Grant Co Maintenance, Grant Co Work Release Center	
		Maintenance—Litter Pickup	Dept of Ecology, Grant Co Solid Waste, Bureau of Reclamation	
		Maintenance—Museum	Grant Co Historical Museum	
		Maintenance—Outdoor	Sun Lakes State Park, Soap Lake Schools	
		Maintenance—Parks	Sun Lakes State Park	
		Maintenance—Pistol Range	Grant Co Sheriff's Office	
		Maintenance—Records/archives	Grant Co Sheriff's Office	
		Maintenance—Vehicle	Port of Ephrata, Grant Co Work Release	
		Natural Resources—Weed Control	Port of Ephrata, DSHS Adult Disabilities	
		Recycling—General	Grant Co Public Works	
	Jail		Services—Snow Removal	Grant Co Maintenance, Port of Ephrata
			Services—Vehicle Washing/Detailing	Grant Co Sheriff's Office, Ephrata School District
		Food Service	Grant Co Jail and Grant Co Work Release Center	
		Garden Produce	Grant Co Jail and Grant Co Work Release Center	
		General Labor	Grant Co Jail and Grant Co Work Release Center	
		Janitorial	Grant Co Jail and Grant Co Work Release Center	
		Landscaping	Grant Co Work Release Center	



2004 Offender Work Report


Grant County Jail

Average Daily Population: 187

If checked, data estimated.

WORK DETAIL (IN=Inmate; CS= Offender Sentenced to Community Service)

Category	By	Work	Customer
		Laundry	Grant Co Jail and Grant Co Work Release Center
		Natural Resources—Weed Control	Grant Co Work Release
		Sewing—Inmate Uniform Repair	Grant Co Jail and Grant Co Work Release Center
		Staffing—Barber	Grant Co Work Release inmates



2004 Offender Work Report

Grays Harbor County Jail

Average Daily Population: 139

If checked, data estimated.

LABOR HOURS	Work in Jails		Work for Government		Work for Not-for-Profit Organizations	
	Average Workers	Total Hours	Average Workers	Total Hours	Average Workers	Total Hours


Inmate Labor	21	2,256				8
Community Service Labor						
Subtotal	21	2,256				8

VALUE OF HOURS @ \$7.16 per hour	Offsetting Costs of Incarceration		Reducing Tax Burden		Contributing to Community	
		\$16,153		\$0		\$57

TOTAL HOURS	2,264	TOTAL VALUE	\$16,210
--------------------	--------------	--------------------	-----------------

WORK DETAIL (IN=Inmate; CS= Offender Sentenced to Community Service)

Category	By	Work	Customer
Community		General Labor	Grays Harbor Co
		Janitorial	Grays Harbor Co
		Landscaping	Grays Harbor Co
		Maintenance—Parks	Grays Harbor Co
Government		General Labor	Grays Harbor Co
		Janitorial	Grays Harbor Co
		Landscaping	Grays Harbor Co
		Maintenance/Setup—Fairgrounds	Grays Harbor Co
		Maintenance—Litter Pickup	Grays Harbor Co
		Maintenance—Parks	Grays Harbor Co
Jail		Services—Vehicle Washing/Detailing	Grays Harbor Co
		Food Service	Grays Harbor Co Jail
		General Labor	Grays Harbor Co Jail
		Janitorial	Grays Harbor Co Jail
		Landscaping	Grays Harbor Co Jail
		Laundry	Grays Harbor Co Jail
		Services—Vehicle Washing/Detailing	Grays Harbor Co Jail
		Sewing—Inmate Uniform Repair	Grays Harbor Co Jail
	Truck Load/Unload	Grays Harbor Co Jail	



2004 Offender Work Report

Island County Jail

Average Daily Population: 53

If checked, data estimated.

LABOR HOURS	Work in Jails		Work for Government		Work for Not-for-Profit Organizations	
	Average Workers	Total Hours	Average Workers	Total Hours	Average Workers	Total Hours


Inmate Labor	10	33,024				
Community Service Labor						
Subtotal	10	33,024				

VALUE OF HOURS @ \$7.16 per hour	Offsetting Costs of Incarceration	Reducing Tax Burden	Contributing to Community
		\$236,452	\$0

TOTAL HOURS	33,024	TOTAL VALUE	\$236,452
--------------------	---------------	--------------------	------------------

WORK DETAIL (IN=Inmate; CS= Offender Sentenced to Community Service)

Category	By	Work	Customer
Government		General Labor	Island Co Parks Dept
		Landscaping	Island Co Parks Dept
		Maintenance/Setup—Playing Field	Island Co Parks Dept
		Maintenance—Grounds	Island Co Parks Dept
		Maintenance—Litter Pickup	Island Co Parks Dept
		Maintenance—Parks	Island Co Parks Dept
		Natural Resources—Weed Control	Island Co Parks Dept
	Jail		Food Service
		Janitorial	Island Co Jail
		Laundry	Island Co Jail
		Services—Vehicle Washing/Detailing	Island Co Jail
		Sewing—Inmate Uniform Repair	Island Co Jail
		Staffing—Library	Island Co Jail



2004 Offender Work Report

Issaquah Police Department

Average Daily Population: 42

If checked, data estimated.

LABOR HOURS	Work in Jails		Work for Government		Work for Not-for-Profit Organizations	
	Average Workers	Total Hours	Average Workers	Total Hours	Average Workers	Total Hours


Inmate Labor	3	6,570		1	708	
Community Service Labor						
Subtotal	3	6,570		1	708	

VALUE OF HOURS @ \$7.16 per hour	Offsetting Costs of Incarceration		Reducing Tax Burden		Contributing to Community	
	\$47,041		\$5,069		\$0	

TOTAL HOURS	7,278	TOTAL VALUE	\$52,110
--------------------	--------------	--------------------	-----------------

WORK DETAIL (IN=Inmate; CS= Offender Sentenced to Community Service)

Category	By	Work	Customer	
Government		Building Refurbishment	City of Issaquah	
		General Labor	City of Issaquah	
		Landscaping	City of Issaquah	
		Maintenance—Building	City of Issaquah	
		Maintenance—Courthouse	City of Issaquah	
		Maintenance—Facilities	City of Issaquah	
		Maintenance—Grounds	City of Issaquah	
		Maintenance—Other	City of Issaquah	
		Maintenance—Parks	City of Issaquah	
		Maintenance—Trail	City of Issaquah	
		Natural Resources—Brush Removal	City of Issaquah	
		Natural Resources—Weed Control	City of Issaquah	
	Jail		Food Service	City of Issaquah
			General Labor	City of Issaquah
		Janitorial	City of Issaquah	
		Laundry	City of Issaquah	
		Maintenance—Litter Pickup	City of Issaquah	
		Maintenance—Outdoor	City of Issaquah	
	Maintenance—Pistol Range	City of Issaquah		



2004 Offender Work Report

Jefferson County Jail

Average Daily Population: 44

If checked, data estimated.

LABOR HOURS	Work in Jails		Work for Government		Work for Not-for-Profit Organizations	
	Average Workers	Total Hours	Average Workers	Total Hours	Average Workers	Total Hours

Inmate Labor	9	7,585		3	3,019	
Community Service Labor						
Subtotal	9	7,585		3	3,019	


VALUE OF HOURS @ \$7.16 per hour	Offsetting Costs of Incarceration	Reducing Tax Burden	Contributing to Community
	\$54,309	\$21,616	\$0

TOTAL HOURS	10,604	TOTAL VALUE	\$75,925
--------------------	---------------	--------------------	-----------------

Government hours also includes hours worked for not-for-profit organizations.

WORK DETAIL (IN=Inmate; CS= Offender Sentenced to Community Service)

Category	By	Work	Customer
Community		Food Service	Jefferson Co Food Bank Co-Op
		General Labor	Community Action
		Maintenance/Setup—Fairgrounds	Jefferson Co
		Maintenance/Setup—Playing Field	Jefferson Co
		Maintenance—Grounds	Jefferson Co
		Maintenance—Litter Pickup	Jefferson Co
		Maintenance—Parks	Jefferson Co
Government		Services—Fire Department Assistance	Chimacum Fire Dist #1
		Staffing—Animal Care	Jefferson Co
Jail		Food Service	Jefferson Co Sheriff's Office
		General Labor	Jefferson Co Sheriff's Office
		Janitorial	Jefferson Co Sheriff's Office
		Laundry	Jefferson Co Sheriff's Office
		Maintenance—Pistol Range	Jefferson Co Sheriff's Office
		Services—Vehicle Washing/Detailing	Jefferson Co Sheriff's Office



2004 Offender Work Report

Kent Police Department

Average Daily Population: 103

If checked, data estimated.

LABOR HOURS	Work in Jails		Work for Government		Work for Not-for-Profit Organizations	
	Average Workers	Total Hours	Average Workers	Total Hours	Average Workers	Total Hours

Inmate Labor	41,329		25,698		
Community Service Labor					
Subtotal	41,329		25,698		


VALUE OF HOURS @ \$7.16 per hour	Offsetting Costs of Incarceration	Reducing Tax Burden	Contributing to Community
		\$295,916	\$183,998

TOTAL HOURS	67,027	TOTAL VALUE	\$479,913
--------------------	---------------	--------------------	------------------

The 'Government' total also includes hour worked for community organizations. Average Daily Population for alternative incarcerations programs was 36.24.

WORK DETAIL (IN=Inmate; CS= Offender Sentenced to Community Service)

Category	By	Work	Customer
Community		General Labor	St. Vincents
		Janitorial	Senior Center, Family Youth, Kent Museum, Light House, New Connections
		Maintenance—Grounds	Five Mile Lake, Family Youth, New Connections, Pea Patch
		Maintenance—Litter Pickup	Five Mile Lake
		Staffing—Event	Cornucopia, Senior Center, Kiwanis
		Staffing—Food Bank	Food Bank
Government		General Labor	Kent Police Dept
		Janitorial	Kent Commons, King Co Library, Multi Services, Kent Public Works
		Maintenance—Grounds	Clarke Lake, Garrison Park, National Cemetary, Old Fishing Hole, Russell Road
		Maintenance—Litter Pickup	Chiefs Alley, Garbage Coll, Kent Police Dept, Russell Road
		Services—Fire Department Assistance	Kent Fire Dept
		Services—Vehicle Washing/Detailing	Algona Police Dept, Kent Police Dept
		Staffing—Event	Canterbury Park, Parks, Fun Run
		Staffing—Office Assistance (general)	Multi Media
Jail		Food Service	City of Kent Correctional Facility
		Janitorial	City of Kent Correctional Facility
		Laundry	City of Kent Correctional Facility
		Maintenance—Grounds	City of Kent Correctional Facility
		Staffing—Office Assistance (general)	City of Kent Correctional Facility



2004 Offender Work Report

King County Community Corrections Average Daily Population: 161

If checked, data estimated.

LABOR HOURS	Work in Jails		Work for Government		Work for Not-for-Profit Organizations	
	Average Workers	Total Hours	Average Workers	Total Hours	Average Workers	Total Hours

Inmate Labor	10	9,675		6	10,709	
Community Service Labor				28	65,916	
Subtotal	10	9,675		33	76,625	


VALUE OF HOURS @ \$7.16 per hour	Offsetting Costs of Incarceration		Reducing Tax Burden		Contributing to Community	
	\$69,273		\$548,635		\$0	

TOTAL HOURS	86,300	TOTAL VALUE	\$617,908
--------------------	---------------	--------------------	------------------

Jail labor hours are estimated. Government hours are actual.

WORK DETAIL (IN=Inmate; CS= Offender Sentenced to Community Service)

Category	By	Work	Customer
Community		Maintenance/Setup—Fairgrounds	Community
	Government	General Labor	Community Agencies, Government Agencies, Non-Profit Agencies
		Janitorial	King Co, Surrounding Cities
		Landscaping	King Co, Surrounding Cities
		Maintenance—Courthouse	King Co
		Maintenance—Grounds	King Co, Surrounding Cities
		Maintenance—Litter Pickup	King Co, Surrounding Cities
		Maintenance—Outdoor	King Co
		Maintenance—Parks	King Co, Surrounding Cities
		Maintenance—Records/archives	King Co Records
		Natural Resources—Weed Control	King Co, Surrounding Cities
		Natural Resources—Brush Removal	Dept of Transportation
		Recycling—Appliance	King Co
		Recycling—Pallets	King Co
		Services—Graffiti Removal	King Co, Surrounding Cities, City of Seattle
		Services—Snow Removal	King Co
Jail		Food Service	Jail
		General Labor	Jail
		Janitorial	Jail
		Staffing—Barber	Jail
		Staffing—Holiday Setup	Jail
		Staffing—Office Assistance (general)	Jail
		Truck Load/Unload	Jail



2004 Offender Work Report

King County Correctional Facility

Average Daily Population: 1,260

If checked, data estimated.

LABOR HOURS	Work in Jails		Work for Government		Work for Not-for-Profit Organizations	
	Average Workers	Total Hours	Average Workers	Total Hours	Average Workers	Total Hours


Inmate Labor	118	170,924			
Community Service Labor					
Subtotal	118	170,924			

VALUE OF HOURS @ \$7.16 per hour	Offsetting Costs of Incarceration		Reducing Tax Burden		Contributing to Community	
		\$1,223,816		\$0		\$0

TOTAL HOURS	170,924	TOTAL VALUE	\$1,223,816
--------------------	----------------	--------------------	--------------------

WORK DETAIL (IN=Inmate; CS= Offender Sentenced to Community Service)

Category	By	Work	Customer
Jail		Food Service	King Co Detention Facility
		Landscaping	King Co Detention Facility
		Laundry	King Co Correctional Facility
		Staffing—Commissary	King Co Correctional Facility



2004 Offender Work Report

King County Regional Justice Center Average Daily Population: 986

If checked, data estimated.

LABOR HOURS	Work in Jails		Work for Government		Work for Not-for-Profit Organizations	
	Average Workers	Total Hours	Average Workers	Total Hours	Average Workers	Total Hours


Inmate Labor	175	287,564				
Community Service Labor						
Subtotal	175	287,564				

VALUE OF HOURS @ \$7.16 per hour	Offsetting Costs of Incarceration		Reducing Tax Burden		Contributing to Community	
		\$2,058,958		\$0		\$0

TOTAL HOURS	287,564	TOTAL VALUE	\$2,058,958
--------------------	----------------	--------------------	--------------------

WORK DETAIL (IN=Inmate; CS= Offender Sentenced to Community Service)

Category	By	Work	Customer
Jail		Food Service	King Co Regional Justice Center
		Janitorial	King Co Regional Justice Center
		Laundry	King Co Regional Justice Center
		Staffing—Commissary	King Co Regional Justice Center



2004 Offender Work Report

Kirkland Police Department

Average Daily Population: **8**

If checked, data estimated.

LABOR HOURS	Work in Jails		Work for Government		Work for Not-for-Profit Organizations	
	Average Workers	Total Hours	Average Workers	Total Hours	Average Workers	Total Hours


Inmate Labor	2	361				
Community Service Labor						
Subtotal	2	361				

VALUE OF HOURS @ \$7.16 per hour	Offsetting Costs of Incarceration		Reducing Tax Burden		Contributing to Community	
		\$2,586		\$0		\$0

TOTAL HOURS	361	TOTAL VALUE	\$2,586
--------------------	------------	--------------------	----------------

WORK DETAIL (IN=Inmate; CS= Offender Sentenced to Community Service)

Category	By	Work	Customer
Government		General Labor	City of Kirkland
		Maintenance—Litter Pickup	City of Kirkland
		Services—Vehicle Washing/Detailing	City of Kirkland
Jail		Building Refurbishment	City of Kirkland



2004 Offender Work Report

Kitsap County Jail

Average Daily Population: 330

If checked, data estimated.

LABOR HOURS	Work in Jails		Work for Government		Work for Not-for-Profit Organizations	
	Average Workers	Total Hours	Average Workers	Total Hours	Average Workers	Total Hours


Inmate Labor	31	75,976		7,751		11,455
Community Service Labor						
Subtotal	31	75,976		7,751		11,455

VALUE OF HOURS @ \$7.16 per hour	Offsetting Costs of Incarceration		Reducing Tax Burden		Contributing to Community	
		\$543,988		\$55,497		\$82,018

TOTAL HOURS	95,182	TOTAL VALUE	\$681,503
--------------------	---------------	--------------------	------------------

WORK DETAIL (IN=Inmate; CS= Offender Sentenced to Community Service)

Category	By	Work	Customer
Government		General Labor	EVOC, Kitsap Co, Kitsap Co Sheriff's Office
		Maintenance/Setup—Fairgrounds	Kitsap Co
		Maintenance—Building	Kitsap Co Sheriff's Office
		Maintenance—Courthouse	Kitsap Co
		Maintenance—Parks	Kitsap Co
		Maintenance—Pistol Range	Kitsap Co
		Maintenance—Trail	Clear Creek Trail
	Jail		Food Service
		Janitorial	Kitsap Co Jail
		Laundry	Kitsap Co Jail
		Maintenance—Building	Kitsap Co Jail



2004 Offender Work Report

Kittitas County Jail

Average Daily Population: 98

If checked, data estimated.

LABOR HOURS	Work in Jails		Work for Government		Work for Not-for-Profit Organizations	
	Average Workers	Total Hours	Average Workers	Total Hours	Average Workers	Total Hours


Inmate Labor	10	43,638		7	19,932		3	9,176
Community Service Labor								
Subtotal	10	43,638		7	19,932		3	9,176

VALUE OF HOURS @ \$7.16 per hour	Offsetting Costs of Incarceration		Reducing Tax Burden		Contributing to Community	
		\$312,448		\$142,713		\$65,700

TOTAL HOURS	72,746	TOTAL VALUE	\$520,861
--------------------	---------------	--------------------	------------------

WORK DETAIL (IN=Inmate; CS= Offender Sentenced to Community Service)

Category	By	Work	Customer
Government		Building Refurbishment	Co Maintenance
		General Labor	Co Maintenance
		Janitorial	Co Maintenance
		Landscaping	Co Maintenance
		Maintenance/Setup—Fairgrounds	Co Maintenance
		Maintenance—Building	Co Maintenance
		Maintenance—Courthouse	Co Maintenance
		Maintenance—Facilities	Co Maintenance
		Maintenance—Grounds	Co Maintenance
		Services—Snow Removal	Co Maintenance
	Jail		Food Service
		Janitorial	Corrections Center
		Laundry	Corrections Center
		Maintenance—Litter Pickup	Corrections Center
		Maintenance—Other	Corrections Center
		Services—Vehicle Washing/Detailing	Corrections Center
		Sewing—Inmate Uniform Repair	Corrections Center



2004 Offender Work Report

Klickitat County Jail

Average Daily Population: 49

If checked, data estimated.

LABOR HOURS	Work in Jails		Work for Government		Work for Not-for-Profit Organizations	
	Average Workers	Total Hours	Average Workers	Total Hours	Average Workers	Total Hours


Inmate Labor	8	9,030		2	1,651	
Community Service Labor						
Subtotal	8	9,030		2	1,651	

VALUE OF HOURS @ \$7.16 per hour	Offsetting Costs of Incarceration		Reducing Tax Burden		Contributing to Community	
		\$64,655		\$11,823		\$0

TOTAL HOURS	10,681	TOTAL VALUE	\$76,477
--------------------	---------------	--------------------	-----------------

WORK DETAIL (IN=Inmate; CS= Offender Sentenced to Community Service)

Category	By	Work	Customer
Community		Recycling—General	Recycling Center
Government		Maintenance/Setup—Fairgrounds	Fairgrounds
Jail		Food Service	Klickitat Co Jail
		Janitorial	Klickitat Co Jail
		Laundry	Klickitat Co Jail
		Maintenance—Vehicle	Klickitat Co Jail



2004 Offender Work Report

Lewis County Jail

Average Daily Population: 191

If checked, data estimated.

LABOR HOURS	Work in Jails		Work for Government		Work for Not-for-Profit Organizations	
	Average Workers	Total Hours	Average Workers	Total Hours	Average Workers	Total Hours

Inmate Labor	15	36,840		10	20,942		2	3,463
Community Service Labor								
Subtotal	15	36,840		10	20,942		2	3,463


VALUE OF HOURS @ \$7.16 per hour	Offsetting Costs of Incarceration		Reducing Tax Burden		Contributing to Community	
	\$263,774		\$149,944		\$24,797	

TOTAL HOURS	61,245	TOTAL VALUE	\$438,515
--------------------	---------------	--------------------	------------------

The Average Daily Population (ADP) includes 28.4 average daily offenders supervised on electronic home monitoring.

WORK DETAIL (IN=Inmate; CS= Offender Sentenced to Community Service)

Category	By	Work	Customer
Community		General Labor	Salvation Army, Legal Aid, WSU Ext. Office, Blanchett House, Steam Train, Human Response
		Maintenance/Setup—Playing Field	Chehalis Little League
		Maintenance—Outdoor	Cent-Cheh Airport
Government		Truck Load/Unload	Lewis Co Food Bank, Chehalis Food Bank
		Food Service	Lewis Co Senior Center
		Maintenance/Setup—Fairgrounds	Lewis Co Fairgrounds
		Maintenance—Courthouse	Lewis Co Facilities
		Maintenance—Facilities	Lewis Co Facilities
		Maintenance—Grounds	Lewis Co Facilities
		Maintenance—Litter Pickup	Lewis Co Public Works
		Maintenance—Museum	Lewis Co Mueseum
		Recycling—General	Lewis Co Transfer Station
		Services—Fire Department Assistance	Lewis Co Fire District #5
		Staffing—Animal Care	Lewis Co Animal Shelter
Jail		Food Service	Lewis Co Jail
		Laundry	Lewis Co Jail
		Maintenance—Building	Lewis Co Jail
		Services—Vehicle Washing/Detailing	Lewis Co Jail



2004 Offender Work Report

Lincoln County Jail

Average Daily Population: 19

If checked, data estimated.

LABOR HOURS	Work in Jails		Work for Government		Work for Not-for-Profit Organizations	
	Average Workers	Total Hours	Average Workers	Total Hours	Average Workers	Total Hours


Inmate Labor	2	1,806				
Community Service Labor						
Subtotal	2	1,806				

VALUE OF HOURS @ \$7.16 per hour	Offsetting Costs of Incarceration		Reducing Tax Burden		Contributing to Community	
	Average Workers	Total Hours	Average Workers	Total Hours	Average Workers	Total Hours
		\$12,931		\$0		\$0

TOTAL HOURS	1,806	TOTAL VALUE	\$12,931
--------------------	--------------	--------------------	-----------------

WORK DETAIL (IN=Inmate; CS= Offender Sentenced to Community Service)

Category	By	Work	Customer
Jail		Food Service	Lincoln Co Jail
		Laundry	Lincoln Co Jail
		Maintenance—Grounds	Lincoln Co Jail



2004 Offender Work Report

Lynnwood Police Department

Average Daily Population: 39

If checked, data estimated.

LABOR HOURS	Work in Jails		Work for Government		Work for Not-for-Profit Organizations	
	Average Workers	Total Hours	Average Workers	Total Hours	Average Workers	Total Hours

Inmate Labor	2	5,475				
Community Service Labor						
Subtotal	2	5,475				


VALUE OF HOURS @ \$7.16 per hour	Offsetting Costs of Incarceration		Reducing Tax Burden		Contributing to Community	
		\$39,201		\$0		\$0

TOTAL HOURS	5,475	TOTAL VALUE	\$39,201
--------------------	--------------	--------------------	-----------------

A total of 482 offenders participated in community restitution labor in 2004. Jail labor hours are estimated. Restitution labor hours are actual.

WORK DETAIL (IN=Inmate; CS= Offender Sentenced to Community Service)

Category	By	Work	Customer
Government		General Labor	Police Dept
		Landscaping	Justice Building
		Services—Vehicle Washing/Detailing	Police Dept
Jail		Food Service	Lynnwood City Jail
		Janitorial	Lynnwood City Jail
		Laundry	Lynnwood City Jail
		Maintenance—Litter Pickup	Lynnwood City Jail



2004 Offender Work Report

Mason County Jail

Average Daily Population: 100

If checked, data estimated.

LABOR HOURS	Work in Jails		Work for Government		Work for Not-for-Profit Organizations	
	Average Workers	Total Hours	Average Workers	Total Hours	Average Workers	Total Hours


Inmate Labor	8	15,370			4	2,844
Community Service Labor						
Subtotal	8	15,370			4	2,844

VALUE OF HOURS @ \$7.16 per hour	Offsetting Costs of Incarceration	Reducing Tax Burden	Contributing to Community
	\$110,049	\$0	\$20,363

TOTAL HOURS	18,214	TOTAL VALUE	\$130,412
--------------------	---------------	--------------------	------------------

WORK DETAIL (IN=Inmate; CS= Offender Sentenced to Community Service)

Category	By	Work	Customer
Community		Maintenance—Litter Pickup	Litter Crew
		Maintenance—Road	Litter Crew
		Recycling—General	Litter Crew
Government		Maintenance—Courthouse	Mason Co
		Maintenance—Litter Pickup	Litter Crew
		Maintenance—Road	Litter Crew
		Recycling—General	Litter Crew
Jail		Building Refurbishment	Mason Co Jail
		Food Service	Mason Co Jail
		General Labor	Mason Co Jail
		Janitorial	Mason Co Jail
		Laundry	Mason Co Jail
		Maintenance—Courthouse	Mason Co Jail
		Maintenance—Facilities	Mason Co Jail
		Services—Vehicle Washing/Detailing	Mason Co Jail
		Truck Load/Unload	Mason Co Jail
		Warehousing	Mason Co Jail



2004 Offender Work Report

Oak Harbor Police Department

Average Daily Population: **7**

If checked, data estimated.

LABOR HOURS	Work in Jails		Work for Government		Work for Not-for-Profit Organizations	
	Average Workers	Total Hours	Average Workers	Total Hours	Average Workers	Total Hours


Inmate Labor	4	7,843				
Community Service Labor						
Subtotal	4	7,843				

VALUE OF HOURS @ \$7.16 per hour	Offsetting Costs of Incarceration	Reducing Tax Burden	Contributing to Community
		\$56,157	\$0

TOTAL HOURS	7,843	TOTAL VALUE	\$56,157
--------------------	--------------	--------------------	-----------------

WORK DETAIL (IN=Inmate; CS= Offender Sentenced to Community Service)

Category	By	Work	Customer
Government		General Labor	Marina, City Yard
		Janitorial	Marina, City Yard
		Landscaping	Marina, City Yard
		Maintenance—Grounds	Marina, City Yard
		Maintenance—Litter Pickup	Marina, City Yard
		Maintenance—Outdoor	Marina, City Yard
		Maintenance—Parks	City Yard
		Maintenance—Road	City Yard
		Maintenance—Trail	City Yard
		Services—Vehicle Washing/Detailing	City Yard
	Jail		Food Service
		General Labor	Oak Harbor City Jail
		Janitorial	Oak Harbor City Jail
		Laundry	Oak Harbor City Jail
		Maintenance—Litter Pickup	Oak Harbor City Jail
		Services—Vehicle Washing/Detailing	Oak Harbor City Jail



2004 Offender Work Report

Okanogan County Jail

Average Daily Population: 140

If checked, data estimated.

LABOR HOURS	Work in Jails		Work for Government		Work for Not-for-Profit Organizations	
	Average Workers	Total Hours	Average Workers	Total Hours	Average Workers	Total Hours


Inmate Labor	13	29,680		11	23,896		3	7,264
Community Service Labor								
Subtotal	13	29,680		11	23,896		3	7,264

VALUE OF HOURS @ \$7.16 per hour	Offsetting Costs of Incarceration		Reducing Tax Burden		Contributing to Community	
		\$212,509		\$171,095		\$52,010

TOTAL HOURS	60,840	TOTAL VALUE	\$435,614
--------------------	---------------	--------------------	------------------

WORK DETAIL (IN=Inmate; CS= Offender Sentenced to Community Service)

Category	By	Work	Customer
Community		Maintenance—Parks	Dept of Corrections, Local towns
		Staffing—Food Bank	Okanogan Co Jail, Juvenile Justice
Government		Food Service	Juvenile Justice
		Janitorial	Juvenile Justice, Courthouse
		Laundry	Juvenile Justice
		Maintenance/Setup—Fairgrounds	Fairgrounds
		Maintenance—Courthouse	Okanogan Co Courthouse
		Maintenance—Litter Pickup	Dept of Corrections
		Maintenance—Parks	Dept of Corrections, Local towns
		Natural Resources—Weed Control	Dept of Corrections
		Natural Resources—Brush Removal	Dept of Corrections
		Services—Vehicle Washing/Detailing	Courthouse, Juvenile Justice
	Jail		Food Service
		Janitorial	Okanogan Co Jail
		Laundry	Okanogan Co Jail
		Services—Snow Removal	Okanogan Co Jail
		Services—Vehicle Washing/Detailing	Okanogan Co Jail



2004 Offender Work Report

Olympia Police Department

Average Daily Population: 26

If checked, data estimated.

LABOR HOURS	Work in Jails		Work for Government		Work for Not-for-Profit Organizations	
	Average Workers	Total Hours	Average Workers	Total Hours	Average Workers	Total Hours


Inmate Labor	3	2,890				
Community Service Labor						
Subtotal	3	2,890				

VALUE OF HOURS @ \$7.16 per hour	Offsetting Costs of Incarceration		Reducing Tax Burden		Contributing to Community	
		\$20,690		\$0		\$0

TOTAL HOURS	2,890	TOTAL VALUE	\$20,690
--------------------	--------------	--------------------	-----------------

WORK DETAIL (IN=Inmate; CS= Offender Sentenced to Community Service)

Category	By	Work	Customer
Jail		Food Service	Olympia City Jail
		Janitorial	Olympia City Jail
		Laundry	Olympia City Jail



2004 Offender Work Report

Pacific County Jail

Average Daily Population: 30

If checked, data estimated.

LABOR HOURS	Work in Jails		Work for Government		Work for Not-for-Profit Organizations	
	Average Workers	Total Hours	Average Workers	Total Hours	Average Workers	Total Hours


Inmate Labor	8	5,779				
Community Service Labor						
Subtotal	8	5,779				

VALUE OF HOURS @ \$7.16 per hour	Offsetting Costs of Incarceration		Reducing Tax Burden		Contributing to Community	
	\$41,379		\$0		\$0	

TOTAL HOURS	5,779	TOTAL VALUE	\$41,379
--------------------	--------------	--------------------	-----------------

WORK DETAIL (IN=Inmate; CS= Offender Sentenced to Community Service)

Category	By	Work	Customer
Jail		Food Service	Pacific Co Jail
		General Labor	Pacific Co Jail
		Laundry	Pacific Co Jail
		Maintenance—Litter Pickup	Pacific Co Jail
		Services—Vehicle Washing/Detailing	Pacific Co Jail
		Sewing—Inmate Property Bags	Pacific Co Jail
		Sewing—Inmate Uniform Repair	Pacific Co Jail



2004 Offender Work Report

Pend Oreille County Jail

Average Daily Population: 26

If checked, data estimated.

LABOR HOURS	Work in Jails		Work for Government		Work for Not-for-Profit Organizations	
	Average Workers	Total Hours	Average Workers	Total Hours	Average Workers	Total Hours

Inmate Labor	8	10,114		3	5,418	
Community Service Labor						
Subtotal	8	10,114		3	5,418	


VALUE OF HOURS @ \$7.16 per hour	Offsetting Costs of Incarceration		Reducing Tax Burden		Contributing to Community	
		\$72,413		\$38,793		\$0

TOTAL HOURS	15,532	TOTAL VALUE	\$111,206
--------------------	---------------	--------------------	------------------

Work for government also includes hours worked for not-for-profit organizations.

WORK DETAIL (IN=Inmate; CS= Offender Sentenced to Community Service)

Category	By	Work	Customer
Community		Maintenance/Setup—Fairgrounds	Pend Oreille Co Fair
		Warehousing	Newport Library
Government		General Labor	Pend Oreille Co
		Landscaping	Pend Oreille Co, Newport
		Maintenance—Building	Pend Oreille Co
		Maintenance—Grounds	Pend Oreille Co, Newport, Cusick, Ione
		Maintenance—Litter Pickup	Pend Oreille Co, State of WA
		Maintenance—Parks	Pend Oreille Co, Newport, Cusick, Ione
		Natural Resources—Brush Removal	Pend Oreille Co
		Recycling—Appliance	Pend Oreille Co
		Recycling—General	Pend Oreille Co
		Services—Snow Removal	Pend Oreille Co, Newport
		Services—Vehicle Washing/Detailing	Pend Oreille Co, Newport, Kalispel Tribe
	Jail		Food Service
		Janitorial	Pend Oreille Co Jail
		Laundry	Pend Oreille Co Jail



2004 Offender Work Report

Pierce County Corrections

Average Daily Population: 1,290

If checked, data estimated.

LABOR HOURS	Work in Jails		Work for Government		Work for Not-for-Profit Organizations	
	Average Workers	Total Hours	Average Workers	Total Hours	Average Workers	Total Hours


Inmate Labor	72	199,279				
Community Service Labor						
Subtotal	72	199,279				

VALUE OF HOURS @ \$7.16 per hour	Offsetting Costs of Incarceration		Reducing Tax Burden		Contributing to Community	
		\$1,426,839		\$0		\$0

TOTAL HOURS	199,279	TOTAL VALUE	\$1,426,839
--------------------	----------------	--------------------	--------------------

WORK DETAIL (IN=Inmate; CS= Offender Sentenced to Community Service)

Category	By	Work	Customer
Jail		Food Service	Pierce Co Corrections
		Janitorial	Pierce Co Corrections
		Laundry	Pierce Co Corrections



2004 Offender Work Report

Puyallup Police Department

Average Daily Population: 32

If checked, data estimated.

LABOR HOURS	Work in Jails		Work for Government		Work for Not-for-Profit Organizations	
	Average Workers	Total Hours	Average Workers	Total Hours	Average Workers	Total Hours


Inmate Labor	6	6,140				
Community Service Labor						
Subtotal	6	6,140				

VALUE OF HOURS @ \$7.16 per hour	Offsetting Costs of Incarceration		Reducing Tax Burden		Contributing to Community	
		\$43,965		\$0		\$0

TOTAL HOURS	6,140	TOTAL VALUE	\$43,965
--------------------	--------------	--------------------	-----------------

WORK DETAIL (IN=Inmate; CS= Offender Sentenced to Community Service)

Category	By	Work	Customer
Jail		Food Service	Puyallup City Jail
		Janitorial	Puyallup City Jail
		Laundry	Puyallup City Jail



2004 Offender Work Report

Renton Police Department

Average Daily Population: 59

If checked, data estimated.

LABOR HOURS	Work in Jails		Work for Government		Work for Not-for-Profit Organizations	
	Average Workers	Total Hours	Average Workers	Total Hours	Average Workers	Total Hours


Inmate Labor	2	5,779				
Community Service Labor						
Subtotal	2	5,779				

VALUE OF HOURS @ \$7.16 per hour	Offsetting Costs of Incarceration		Reducing Tax Burden		Contributing to Community	
		\$41,379		\$0		\$0

TOTAL HOURS	5,779	TOTAL VALUE	\$41,379
--------------------	--------------	--------------------	-----------------

WORK DETAIL (IN=Inmate; CS= Offender Sentenced to Community Service)

Category	By	Work	Customer
Jail		Food Service	Renton City Jail
		Janitorial	Renton City Jail
		Laundry	Renton City Jail



2004 Offender Work Report

San Juan County Jail

Average Daily Population:

If checked, data estimated.


LABOR HOURS	Work in Jails		Work for Government		Work for Not-for-Profit Organizations	
	Average Workers	Total Hours	Average Workers	Total Hours	Average Workers	Total Hours

Inmate Labor						
Community Service Labor	9	5,336				
Subtotal	9	5,336				

VALUE OF HOURS @ \$7.16 per hour	Offsetting Costs of Incarceration		Reducing Tax Burden		Contributing to Community	
		\$38,206		\$0		\$0

TOTAL HOURS	5,336	TOTAL VALUE	\$38,206
--------------------	--------------	--------------------	-----------------

San Juan County Jail is a holding facility only. All labor hours reported are performed by offenders working as an alternative to incarceration.



2004 Offender Work Report

Skagit County Jail

Average Daily Population: 222

If checked, data estimated.

LABOR HOURS	Work in Jails		Work for Government		Work for Not-for-Profit Organizations	
	Average Workers	Total Hours	Average Workers	Total Hours	Average Workers	Total Hours


Inmate Labor	28	59,237		14	26,419	
Community Service Labor				10	16,512	
Subtotal	28	59,237		24	42,931	

VALUE OF HOURS @ \$7.16 per hour	Offsetting Costs of Incarceration		Reducing Tax Burden		Contributing to Community	
		\$424,135		\$307,387		\$0

TOTAL HOURS	102,168	TOTAL VALUE	\$731,523
--------------------	----------------	--------------------	------------------

WORK DETAIL (IN=Inmate; CS= Offender Sentenced to Community Service)

Category	By	Work	Customer
Government		Maintenance/Setup—Fairgrounds	Skagit Co
		Maintenance/Setup—Playing Field	Skagit Co
		Maintenance—Building	Skagit Co
		Maintenance—Courthouse	Skagit Co
		Maintenance—Facilities	Skagit Co
		Maintenance—Litter Pickup	Skagit Co Public Works
		Maintenance—Parks	Skagit Co
		Maintenance—Road	Skagit Co Public Works
		Maintenance—Trail	Skagit Co Parks Dept
		Maintenance—Vehicle	Skagit Co Sheriff's Office, Sedro Woolley Police Dept, Sedro Woolley Fire Dept
		Services—Graffiti Removal	City of Mount Vernon
		Services—Vehicle Washing/Detailing	Skagit Co Sheriff's Office, Sedro Woolley Police Dept
	Jail		Food Service
		General Labor	Skagit Co Jail
		Janitorial	Skagit Co Jail
		Landscaping	Skagit Co Jail
		Laundry	Skagit Co Jail
		Maintenance—Facilities	Skagit Co Jail



2004 Offender Work Report

Skamania County Jail

Average Daily Population: 26

If checked, data estimated.

LABOR HOURS	Work in Jails		Work for Government		Work for Not-for-Profit Organizations	
	Average Workers	Total Hours	Average Workers	Total Hours	Average Workers	Total Hours


Inmate Labor	3	7,680	4	10,320	1	2,400
Community Service Labor						
Subtotal	3	7,680	4	10,320	1	2,400

VALUE OF HOURS @ \$7.16 per hour	Offsetting Costs of Incarceration		Reducing Tax Burden		Contributing to Community	
		\$54,989		\$73,891		\$17,184

TOTAL HOURS	20,400	TOTAL VALUE	\$146,064
--------------------	---------------	--------------------	------------------

WORK DETAIL (IN=Inmate; CS= Offender Sentenced to Community Service)

Category	By	Work	Customer
Community		Maintenance/Setup—Fairgrounds	Skamania Co Fairgrounds
		Maintenance—Grounds	Stevenson Library
Government		Maintenance—Grounds	Skamania Courthouse, Skamania Sheriff's Office
		Maintenance—Litter Pickup	State HWY 14, County roads, Forest Service roads
		Maintenance—Parks	Co parks, State parks, Forest Service parks
		Maintenance—Pistol Range	Stevenson Range
		Maintenance—Trail	United States Forest Service
		Recycling—Appliance	Stevenson Transfer Site
Jail		Recycling—General	Stevenson Transfer Site
		Food Service	Skamania Sheriff's Office
		Janitorial	Skamania Sheriff's Office
		Landscaping	Skamania Sheriff's Office
		Laundry	Skamania Sheriff's Office
		Maintenance—Building	Skamania Sheriff's Office
	Maintenance—Grounds	Skamania Sheriff's Office	



2004 Offender Work Report

Snohomish County Corrections

Average Daily Population: 823

If checked, data estimated.

LABOR HOURS	Work in Jails		Work for Government		Work for Not-for-Profit Organizations	
	Average Workers	Total Hours	Average Workers	Total Hours	Average Workers	Total Hours


Inmate Labor	160	209,764	60	83,405	2	1,301
Community Service Labor						
Subtotal	160	209,764	60	83,405	2	1,301

VALUE OF HOURS @ \$7.16 per hour	Offsetting Costs of Incarceration		Reducing Tax Burden		Contributing to Community	
		\$1,501,912		\$597,182		\$9,315

TOTAL HOURS	294,471	TOTAL VALUE	\$2,108,409
--------------------	----------------	--------------------	--------------------

WORK DETAIL (IN=Inmate; CS= Offender Sentenced to Community Service)

Category	By	Work	Customer	
Community		Other	Evergreen Manor	
Government		Building Refurbishment	Snohomish Co Parks	
		General Labor	Snohomish Co, Co Fairgrounds	
		Janitorial	Snohomish Co, Co Fairgrounds, Parks	
		Landscaping	Snohomish Co	
		Maintenance/Setup—Fairgrounds	Co Fairgrounds	
		Maintenance/Setup—Playing Field	City of Snohomish	
		Maintenance—Building	Snohomish Co	
		Maintenance—Courthouse	Snohomish Co	
		Maintenance—Facilities	Snohomish Co	
		Maintenance—Grounds	Snohomish Co	
		Maintenance—Litter Pickup	Snohomish Co, Solid Waste	
		Maintenance—Outdoor	State of WA Dept of Corrections	
		Maintenance—Parks	Snohomish Co, Snohomish Co Parks	
		Maintenance—Records/archives	Snohomish Co	
		Maintenance—Vehicle	Snohomish Co	
		Natural Resources—Brush Removal	Snohomish Co	
		Natural Resources—Weed Control	Snohomish Co	
		Recycling—General	Snohomish Co Solid Waste	
		Services—Snow Removal	Co Fairgrounds, Parks, Snohomish	
		Truck Load/Unload	Snohomish Co	
	Jail		Building Refurbishment	Snohomish Co Corrections
			Food Service	Snohomish Co, Snohomish Co Corrections, Aramark
			Garden Produce	Indian Ridge
		General Labor	Indian Ridge Corrections	



2004 Offender Work Report


Snohomish County Corrections

Average Daily Population: 823

If checked, data estimated.

WORK DETAIL (IN=Inmate; CS= Offender Sentenced to Community Service)

Category	By	Work	Customer
		Janitorial	Indian Ridge, Snohomish Corrections
		Laundry	Indian Ridge, Snohomish Co Corrections
		Maintenance—Building	Indian Ridge
		Maintenance—Grounds	Indian Ridge
		Services—Snow Removal	Indian Ridge
		Services—Vehicle Washing/Detailing	Indian Ridge
		Sewing—Inmate Property Bags	Indian Ridge
		Sewing—Inmate Uniform Repair	Indian Ridge
		Sewing—Other	Indian Ridge
		Staffing—Library	Indian Ridge
		Truck Load/Unload	Indian Ridge



2004 Offender Work Report

Spokane County Geiger Corrections

Average Daily Population: 540

If checked, data estimated.

LABOR HOURS	Work in Jails		Work for Government		Work for Not-for-Profit Organizations	
	Average Workers	Total Hours	Average Workers	Total Hours	Average Workers	Total Hours


Inmate Labor	90	138,711		82	76,382	
Community Service Labor						
Subtotal	90	138,711		82	76,382	

VALUE OF HOURS @ \$7.16 per hour	Offsetting Costs of Incarceration		Reducing Tax Burden		Contributing to Community	
		\$993,171		\$546,895		\$0

TOTAL HOURS	215,093	TOTAL VALUE	\$1,540,066
--------------------	----------------	--------------------	--------------------

WORK DETAIL (IN=Inmate; CS= Offender Sentenced to Community Service)

Category	By	Work	Customer	
Community		Maintenance—Golf Course	Spokane Co	
		Staffing—Event	Spokane Co Fairgrounds	
Government		Maintenance/Setup—Fairgrounds	Spokane Co	
		Maintenance—Grounds	Spokane Co Courthouse	
		Maintenance—Litter Pickup	City of Spokane, Spokane Co, Spokane International Airport	
		Maintenance—Other	Dept of Ecology, Hazard Waste	
		Maintenance—Parks	City of Spokane	
		Maintenance—Road	City of Spokane, Spokane Co	
		Natural Resources—Brush Removal	Spokane Co Public Works	
		Natural Resources-Erosion/Flood Control	Spokane Co Public Works	
		Recycling—General	City of Spokane	
		Services—Graffiti Removal	Spokane Co, Downtown Partnership	
		Services—Snow Removal	Spokane Co Public Works, Downtown Partnership	
	Jail		Building Refurbishment	Geiger Corrections Center
			Food Service	Geiger Corrections Center
		General Labor	Geiger Corrections Center	
		Janitorial	Geiger Corrections Center	
		Landscaping	Geiger Corrections Center	
		Laundry	Geiger Corrections Center	
		Maintenance—Building	Geiger Corrections Center	
		Maintenance—Grounds	Geiger Corrections Center	
		Maintenance—Vehicle	Sheriff's Dept	
		Services—Vehicle Washing/Detailing	Geiger Corrections Center	
		Sewing—Inmate Uniform Repair	Geiger Corrections Center	
		Sewing—Other	Geiger Corrections Center	



2004 Offender Work Report


Spokane County Geiger Corrections

Average Daily Population: 540

If checked, data estimated.

WORK DETAIL (IN=Inmate; CS= Offender Sentenced to Community Service)

Category	By	Work	Customer
		Staffing—Barber	Geiger Corrections Center
		Staffing—Commissary	Geiger Corrections Center



2004 Offender Work Report

Spokane County Jail

Average Daily Population: 646

If checked, data estimated.

LABOR HOURS	Work in Jails		Work for Government		Work for Not-for-Profit Organizations	
	Average Workers	Total Hours	Average Workers	Total Hours	Average Workers	Total Hours


Inmate Labor	62	134,472				
Community Service Labor						
Subtotal	62	134,472				

VALUE OF HOURS @ \$7.16 per hour	Offsetting Costs of Incarceration		Reducing Tax Burden		Contributing to Community	
		\$962,820		\$0		\$0

TOTAL HOURS	134,472	TOTAL VALUE	\$962,820
--------------------	----------------	--------------------	------------------

WORK DETAIL (IN=Inmate; CS= Offender Sentenced to Community Service)

Category	By	Work	Customer
Jail		Food Service	Spokane Co Jail
		Janitorial	Spokane Co Jail
		Laundry	Spokane Co Jail



2004 Offender Work Report

Stevens County Jail

Average Daily Population: 48

If checked, data estimated.

LABOR HOURS	Work in Jails		Work for Government		Work for Not-for-Profit Organizations	
	Average Workers	Total Hours	Average Workers	Total Hours	Average Workers	Total Hours


Inmate Labor	4	10,752				
Community Service Labor						
Subtotal	4	10,752				

VALUE OF HOURS @ \$7.16 per hour	Offsetting Costs of Incarceration		Reducing Tax Burden		Contributing to Community	
		\$76,984		\$0		\$0

TOTAL HOURS	10,752	TOTAL VALUE	\$76,984
--------------------	---------------	--------------------	-----------------

WORK DETAIL (IN=Inmate; CS= Offender Sentenced to Community Service)

Category	By	Work	Customer
Jail		Food Service	Stevens Co Jail
		Janitorial	Stevens Co Jail
		Laundry	Stevens Co Jail



2004 Offender Work Report

Sunnyside Police Department

Average Daily Population: 45

If checked, data estimated.

LABOR HOURS	Work in Jails		Work for Government		Work for Not-for-Profit Organizations	
	Average Workers	Total Hours	Average Workers	Total Hours	Average Workers	Total Hours


Inmate Labor	6	26,006		2	6,192	
Community Service Labor						
Subtotal	6	26,006		2	6,192	

VALUE OF HOURS @ \$7.16 per hour	Offsetting Costs of Incarceration		Reducing Tax Burden		Contributing to Community	
		\$186,206		\$44,335		\$0

TOTAL HOURS	32,198	TOTAL VALUE	\$230,541
--------------------	---------------	--------------------	------------------

WORK DETAIL (IN=Inmate; CS= Offender Sentenced to Community Service)

Category	By	Work	Customer
Community		Maintenance—Litter Pickup	City of Sunnyside
		Staffing—Hospice Assistance	City of Sunnyside
		Staffing—Senior Center	City of Sunnyside
Jail		Food Service	Sunnyside City Jail
		Janitorial	Sunnyside City Jail
		Laundry	Sunnyside City Jail
		Maintenance—Grounds	Sunnyside City Jail



2004 Offender Work Report

Thurston County Corrections

Average Daily Population: 473

If checked, data estimated.

LABOR HOURS	Work in Jails		Work for Government		Work for Not-for-Profit Organizations	
	Average Workers	Total Hours	Average Workers	Total Hours	Average Workers	Total Hours


Inmate Labor	166,520		17,920		224
Community Service Labor					
Subtotal	166,520		17,920		224

VALUE OF HOURS @ \$7.16 per hour	Offsetting Costs of Incarceration	Reducing Tax Burden	Contributing to Community
		\$1,192,283	\$128,307

TOTAL HOURS	184,664	TOTAL VALUE	\$1,322,194
--------------------	----------------	--------------------	--------------------

WORK DETAIL (IN=Inmate; CS= Offender Sentenced to Community Service)

Category	By	Work	Customer
Community		Maintenance—Trail	Special Olympia
		Staffing—Event	Lakefair
Government		General Labor	Detectives, Co Shop, Tenino School District, Facilities, Solid Waste
		Maintenance/Setup—Fairgrounds	Thurston Co Fairgrounds
		Maintenance—Grounds	Yelm Cemetary
		Maintenance—Litter Pickup	Thurston Co
		Maintenance—Parks	Thurston Co
		Natural Resources—Weed Control	Thurston Co
		Staffing—Office Assistance (general)	District Court Runner
Jail		Janitorial	Thurston Co Jail
		Services—Vehicle Washing/Detailing	Thurston Co Jail
		Staffing—Office Assistance (general)	District Court Runner



2004 Offender Work Report

Toppenish Police Department

Average Daily Population: 15

If checked, data estimated.

LABOR HOURS	Work in Jails		Work for Government		Work for Not-for-Profit Organizations	
	Average Workers	Total Hours	Average Workers	Total Hours	Average Workers	Total Hours


Inmate Labor	5	8,075				
Community Service Labor						
Subtotal	5	8,075				

VALUE OF HOURS @ \$7.16 per hour	Offsetting Costs of Incarceration		Reducing Tax Burden		Contributing to Community	
		\$57,817		\$0		\$0

TOTAL HOURS	8,075	TOTAL VALUE	\$57,817
--------------------	--------------	--------------------	-----------------

WORK DETAIL (IN=Inmate; CS= Offender Sentenced to Community Service)

Category	By	Work	Customer
Government		Landscaping	City of Toppenish
		Maintenance/Setup—Playing Field	City Parks Dept
		Maintenance—Litter Pickup	City Parks Dept
		Maintenance—Parks	City Parks Dept
		Maintenance—Road	Public Works
		Natural Resources—Weed Control	Public Works
		Services—Fire Department Assistance	City Fire Dept
		Services—Graffiti Removal	City Parks Dept
	Jail		Building Refurbishment
		Food Service	Toppenish Police Dept
		General Labor	Toppenish Police Dept
		Janitorial	Toppenish Police Dept
		Laundry	Toppenish Police Dept
		Maintenance—Building	Toppenish Police Dept
		Maintenance—Pistol Range	Toppenish Police Dept
		Maintenance—Vehicle	Toppenish Police Dept
		Services—Snow Removal	Toppenish Police Dept
		Services—Vehicle Washing/Detailing	Toppenish Police Dept



2004 Offender Work Report

Wahkiakum County Jail

Average Daily Population: **8**

If checked, data estimated.

LABOR HOURS	Work in Jails		Work for Government		Work for Not-for-Profit Organizations	
	Average Workers	Total Hours	Average Workers	Total Hours	Average Workers	Total Hours


Inmate Labor	2	4,354		2	1,777		2	170
Community Service Labor								
Subtotal	2	4,354		2	1,777		2	170

VALUE OF HOURS @ \$7.16 per hour	Offsetting Costs of Incarceration		Reducing Tax Burden		Contributing to Community	
		\$31,175		\$12,723		\$1,217

TOTAL HOURS	6,301	TOTAL VALUE	\$45,115
--------------------	--------------	--------------------	-----------------

WORK DETAIL (IN=Inmate; CS= Offender Sentenced to Community Service)

Category	By	Work	Customer
Community		General Labor	Pioneer Foundation, Pioneer Church
		Recycling—General	Pioneer Foundation
Government		General Labor	Wahkiakum High School, City of Cathlamet, Wahkiakum Co
		Maintenance/Setup—Fairgrounds	Wahkiakum Co Fairgrounds
		Maintenance—Courthouse	Wahkiakum Co
		Maintenance—Grounds	Wahkiakum High School
		Maintenance—Litter Pickup	Wahkiakum Co, Dept of Transportation
		Maintenance—Parks	City of Cathlamet
		Natural Resources-Erosion/Flood Control	Wahkiakum Co
		Recycling—General	Courthouse
		Services—Snow Removal	City of Cathlamet
		Services—Vehicle Washing/Detailing	Wahkiakum Co
Jail		Food Service	Wahkiakum Co Jail
		Janitorial	Wahkiakum Co Jail
		Laundry	Wahkiakum Co Jail
		Maintenance—Building	Wahkiakum Co Jail
		Recycling—General	Wahkiakum Co Jail
		Services—Vehicle Washing/Detailing	Wahkiakum Co Jail



2004 Offender Work Report

Walla Walla County Jail

Average Daily Population: 90

If checked, data estimated.

LABOR HOURS	Work in Jails		Work for Government		Work for Not-for-Profit Organizations	
	Average Workers	Total Hours	Average Workers	Total Hours	Average Workers	Total Hours


Inmate Labor	12	28,595		15,800		172
Community Service Labor						
Subtotal	12	28,595		15,800		172

VALUE OF HOURS @ \$7.16 per hour	Offsetting Costs of Incarceration	Reducing Tax Burden	Contributing to Community
		\$204,737	\$113,128

TOTAL HOURS	44,567	TOTAL VALUE	\$319,096
--------------------	---------------	--------------------	------------------

WORK DETAIL (IN=Inmate; CS= Offender Sentenced to Community Service)

Category	By	Work	Customer
Community		General Labor	Walla Walla Co
		Janitorial	Prescott Lions Club
Government		Building Refurbishment	Walla Walla Co
		Food Service	NWC
		General Labor	Walla Walla Co
		Landscaping	Walla Walla Co Court House
		Maintenance/Setup—Fairgrounds	Walla Walla Co
		Maintenance—Building	Walla Walla Co
		Maintenance—Courthouse	Walla Walla Co
		Maintenance—Facilities	Walla Walla Co
		Maintenance—Litter Pickup	Walla Walla Co
		Maintenance—Pistol Range	Walla Walla Co Sheriffs Office
		Maintenance—Vehicle	Walla Walla Co
		Recycling—General	Walla Walla Co
		Services—Firewood	Walla Walla Co
		Services—Vehicle Washing/Detailing	Walla Walla Co, Walla Walla Co Sheriffs Office
		Truck Load/Unload	Walla Walla Co
Jail		Food Service	Walla Walla Co Jail
		General Labor	Walla Walla Co Jail
		Janitorial	Walla Walla Co Jail
		Laundry	Walla Walla Co Jail
		Maintenance—Building	Walla Walla Co Jail
		Maintenance—Facilities	Walla Walla Co Jail
		Truck Load/Unload	Walla Walla Co Jail



2004 Offender Work Report

Wapato Police Department

Average Daily Population: 38

If checked, data estimated.

LABOR HOURS	Work in Jails		Work for Government		Work for Not-for-Profit Organizations	
	Average Workers	Total Hours	Average Workers	Total Hours	Average Workers	Total Hours


Inmate Labor	6	576			4	384
Community Service Labor						
Subtotal	6	576			4	384

VALUE OF HOURS @ \$7.16 per hour	Offsetting Costs of Incarceration	Reducing Tax Burden	Contributing to Community
	\$4,124	\$0	\$2,749

TOTAL HOURS	960	TOTAL VALUE	\$6,874
--------------------	------------	--------------------	----------------

WORK DETAIL (IN=Inmate; CS= Offender Sentenced to Community Service)

Category	By	Work	Customer
Community		Food Service	Wapato Food Bank
		Staffing—Food Bank	Wapato Food Bank
Government		General Labor	City of Wapato
		Landscaping	Wapato Fire Dept
		Maintenance/Setup—Fairgrounds	City of Wapato
		Maintenance—Courthouse	Wapato Courthouse
		Maintenance—Litter Pickup	City of Wapato
		Maintenance—Outdoor	City of Wapato
		Maintenance—Parks	City of Wapato
		Services—Fire Department Assistance	Wapato Fire Dept
		Services—Graffiti Removal	City of Wapato
		Services—Snow Removal	City of Wapato
Jail		Janitorial	Wapato City Jail
		Laundry	Wapato City Jail
		Services—Vehicle Washing/Detailing	Wapato City Jail



2004 Offender Work Report

Whatcom County Jail

Average Daily Population: 298

If checked, data estimated.

LABOR HOURS	Work in Jails		Work for Government		Work for Not-for-Profit Organizations	
	Average Workers	Total Hours	Average Workers	Total Hours	Average Workers	Total Hours


Inmate Labor	29	108,334		29	11,760		
Community Service Labor							
Subtotal	29	108,334		29	11,760		

VALUE OF HOURS @ \$7.16 per hour	Offsetting Costs of Incarceration		Reducing Tax Burden		Contributing to Community	
		\$775,671		\$84,202		\$0

TOTAL HOURS	120,094	TOTAL VALUE	\$859,873
--------------------	----------------	--------------------	------------------

WORK DETAIL (IN=Inmate; CS= Offender Sentenced to Community Service)

Category	By	Work	Customer
Community		Maintenance/Setup—Fairgrounds	Northwest WA Fair
		Maintenance/Setup—Playing Field	Boys and Girls Club
Government		Building Refurbishment	Whatcom Co Facilities
		General Labor	Whatcom Co
		Landscaping	Whatcom Co Facilities
		Maintenance—Building	Whatcom Co Facilities
		Maintenance—Courthouse	Whatcom Co Facilities
		Maintenance—Facilities	Whatcom Co Facilities
		Maintenance—Grounds	Whatcom Co Facilities
		Maintenance—Litter Pickup	City of Bellingham, State of WA, Whatcom Co
		Maintenance—Outdoor	United States Forest Service
		Maintenance—Parks	United States Forest Service, City of Bellingham, Whatcom Co
		Maintenance—Pistol Range	Whatcom Co Sheriff's Office
		Maintenance—Records/archives	Whatcom Co
		Maintenance—Trail	United States Forest Service, City of Bellingham, Whatcom Co
		Natural Resources—Brush Removal	United States Forest Service, Whatcom Co River and Flood
		Natural Resources—Conservation	United States Forest Service, Whatcom Co River and Flood
		Natural Resources—Weed Control	United States Forest Service, Whatcom Co River and Flood
		Natural Resources—Erosion/Flood Control	United States Forest Service, Whatcom Co River and Flood
		Services—Canal Cleaning	Whatcom Co River and Flood
		Services—Fire Department Assistance	Whatcom Co
		Services—Graffiti Removal	City of Bellingham
	Services—Snow Removal	Whatcom Co	
	Staffing—Event	Whatcom Co Parks	
Jail		Food Service	Whatcom Co Jail



2004 Offender Work Report


Whatcom County Jail

Average Daily Population: 298

If checked, data estimated.

WORK DETAIL (IN=Inmate; CS= Offender Sentenced to Community Service)

Category	By	Work	Customer
		Janitorial	Whatcom Co Jail
		Laundry	Whatcom Co Jail
		Services—Vehicle Washing/Detailing	Whatcom Co Jail
		Sewing—Inmate Property Bags	Whatcom Co Jail
		Sewing—Inmate Uniform Repair	Whatcom Co Jail, Skagit Co Jail



2004 Offender Work Report

Whitman County Corrections

Average Daily Population: 39

If checked, data estimated.

LABOR HOURS	Work in Jails		Work for Government		Work for Not-for-Profit Organizations	
	Average Workers	Total Hours	Average Workers	Total Hours	Average Workers	Total Hours


Inmate Labor	6	5,856	8	10,869	2	1,227
Community Service Labor						
Subtotal	6	5,856	8	10,869	2	1,227

VALUE OF HOURS @ \$7.16 per hour	Offsetting Costs of Incarceration		Reducing Tax Burden		Contributing to Community	
		\$41,929		\$77,822		\$8,785

TOTAL HOURS	17,952	TOTAL VALUE	\$128,536
--------------------	---------------	--------------------	------------------

WORK DETAIL (IN=Inmate; CS= Offender Sentenced to Community Service)

Category	By	Work	Customer
Community		General Labor	Community Bible Church, Community Action Center
		Maintenance—Grounds	Perkins House Historical Site
		Staffing—Food Bank	Council on Aging
Government		General Labor	City and Co Library, Health Dept
		Maintenance—Building	Colfax City Hall, Colfax Schools
		Maintenance—Courthouse	Whitman Co
		Maintenance—Grounds	Whitman Co Parks and Recreation
		Maintenance—Litter Pickup	Whitman Co, Colfax Airport
		Services—Fire Department Assistance	Colfax Fire Dept
		Services—Vehicle Washing/Detailing	Co Maintenance Shop
Jail		Staffing—Event	Elks Building
		Food Service	Whitman Co Jail
		Janitorial	Whitman Co Jail



2004 Offender Work Report

Yakima County Corrections

Average Daily Population: 948

If checked, data estimated.

LABOR HOURS	Work in Jails		Work for Government		Work for Not-for-Profit Organizations	
	Average Workers	Total Hours	Average Workers	Total Hours	Average Workers	Total Hours


Inmate Labor	194	201,340	26	50,658	36	32,268
Community Service Labor						
Subtotal	194	201,340	26	50,658	36	32,268

VALUE OF HOURS @ \$7.16 per hour	Offsetting Costs of Incarceration	Reducing Tax Burden	Contributing to Community
		\$1,441,594	\$362,711

TOTAL HOURS	284,266	TOTAL VALUE	\$2,035,345
--------------------	----------------	--------------------	--------------------

WORK DETAIL (IN=Inmate; CS= Offender Sentenced to Community Service)

Category	By	Work	Customer
Community		Food Service	Older Nutrition Program
		Maintenance/Setup—Fairgrounds	Central WA Fairgrounds
		Maintenance—Museum	Union Gap Museum, Ahtahum Mission
		Maintenance—Other	7 Children's camps
		Sewing—Other	Wishing Star Foundation
		Staffing—Holiday Setup	Wishing Star Foundation
Government		Food Service	Juvenile Detention
		General Labor	Yakima Co Facilities Services, Cities of Union Gap, Yakima, Selah
		Janitorial	Yakima Co Facilities Services
		Landscaping	Yakima Co Dept of Corrections, Yakima Co Facilities Services
		Maintenance/Setup—Playing Field	City of Yakima, Union Gap, Naches
		Maintenance—Building	Yakima Co Facilities Services
		Maintenance—Courthouse	Yakima Co Facilities Services
		Maintenance—Facilities	Yakima Co Facilities Services
		Maintenance—Golf Course	City of Yakima
		Maintenance—Grounds	Yakima Co Facilities Services, City of Union Gap, City of Yakima,
		Maintenance—Litter Pickup	Yakima Co, Cities of Yakima, Union Gap, Naches, Zillah, Buena, Toppenish, etc
		Maintenance—Other	Union Gap
		Maintenance—Outdoor	Yakima Co Facility Services
		Maintenance—Parks	Yakima Co, City of Yakima, Union Gap, Naches, Grandview
		Natural Resources—Conservation	Salmon Recovery Board
		Natural Resources—Weed Control	Salmon Recovery Board
		Recycling—Appliance	Yakima Co
	Recycling—General	Yakima Co	



2004 Offender Work Report


Yakima County Corrections

Average Daily Population: 948

If checked, data estimated.

WORK DETAIL (IN=Inmate; CS= Offender Sentenced to Community Service)

Category	By	Work	Customer
Government		Recycling—Pallets	Yakima Co
		Services—Fire Department Assistance	Yakima Co
		Services—Graffiti Removal	Yakima Co, City of Yakima
		Services—Snow Removal	Yakima Co, City of Yakima
		Services—Vehicle Washing/Detailing	YSO, Union Gap Police Dept
		Staffing—Event	YSO
Jail		Building Refurbishment	Yakima Co Dept of Corrections
		Food Service	Yakima Co Dept of Corrections
		Garden Produce	Yakima Co Dept of Corrections
		General Labor	Yakima Co Dept of Corrections
		Janitorial	Yakima Co Dept of Corrections
		Landscaping	Yakima Co Dept of Corrections
		Laundry	Yakima Co Dept of Corrections
		Maintenance—Building	Yakima Co Dept of Corrections
		Maintenance—Grounds	Yakima Co Dept of Corrections
		Maintenance—Pistol Range	Yakima Co Dept of Corrections
		Maintenance—Records/archives	Yakima Co Dept of Corrections
		Services—Vehicle Washing/Detailing	Yakima Co Dept of Corrections
		Sewing—Inmate Property Bags	Yakima Co Dept of Corrections
		Sewing—Inmate Uniform Repair	Yakima Co Dept of Corrections
		Staffing—Barber	Yakima Co Dept of Corrections
		Staffing—Bookkeeping	Yakima Co Dept of Corrections
		Staffing—Commissary	Yakima Co Dept of Corrections
		Staffing—Library	Yakima Co Dept of Corrections
		Staffing—Lobby	Yakima Co Dept of Corrections
		Staffing—Office Assistance (general)	Yakima Co Dept of Corrections
		Truck Load/Unload	Yakima Co Dept of Corrections
		Tutoring (Peer)	Yakima Co Dept of Corrections
		Warehousing	Yakima Co Dept of Corrections



2004 Offender Work Report

Yakima Police Department

Average Daily Population: 55

If checked, data estimated.

LABOR HOURS	Work in Jails		Work for Government		Work for Not-for-Profit Organizations	
	Average Workers	Total Hours	Average Workers	Total Hours	Average Workers	Total Hours


Inmate Labor	2	4,192		3	6,288		2	2,408
Community Service Labor								
Subtotal	2	4,192		3	6,288		2	2,408

VALUE OF HOURS @ \$7.16 per hour	Offsetting Costs of Incarceration		Reducing Tax Burden		Contributing to Community	
		\$30,015		\$45,022		\$17,241

TOTAL HOURS	12,888	TOTAL VALUE	\$92,278
--------------------	---------------	--------------------	-----------------

WORK DETAIL (IN=Inmate; CS= Offender Sentenced to Community Service)

Category	By	Work	Customer	
Community		Laundry	Yakima Police Patrolman's Association	
		Services—Graffiti Removal	Community Buildings	
Government		Building Refurbishment	Police and Legal Center, Probation Building	
		General Labor	Police and Legal Center, Probation Building	
		Janitorial	Police and Legal Center, Probation Building	
		Landscaping	Yakima City Detention Facility, Police and Legal Center, Probation Building	
		Maintenance—Building	Police and Legal Center, Probation Building	
		Maintenance—Courthouse	Police and Legal Center, Probation Building	
		Maintenance—Facilities	Police and Legal Center, Probation Building	
		Maintenance—Grounds	Police and Legal Center, Probation Building	
		Maintenance—Litter Pickup	Police and Legal Center, Probation Building	
		Maintenance—Other	Yakima Police Dept Secured Parking	
		Maintenance—Outdoor	Police and Legal Center, Probation Building	
		Maintenance—Pistol Range	Yakima Police Dept Firing Range	
		Maintenance—Vehicle	Yakima Police Dept	
		Services—Snow Removal	Police and Legal Center, Probation Building	
		Services—Vehicle Washing/Detailing	Yakima Police Dept, City and County Narcotics	
		Truck Load/Unload	Police and Legal Center, Probation Building	
		Warehousing	Yakima Police Annex	
	Jail		Building Refurbishment	Yakima City Detention Facility
			Food Service	Yakima City Detention Facility
		General Labor	Yakima City Detention Facility	
		Janitorial	Yakima City Detention Facility	
		Laundry	Yakima City Detention Facility	



2004 Offender Work Report

Yakima Police Department

Average Daily Population: 55

If checked, data estimated.

WORK DETAIL (IN=Inmate; CS= Offender Sentenced to Community Service)

Category	By	Work	Customer
		Maintenance—Building	Yakima City Detention Center
		Maintenance—Courthouse	Yakima City Detention Facility
		Maintenance—Facilities	Yakima City Detention Facility
		Maintenance—Grounds	Yakima City Detention Facility
		Maintenance—Litter Pickup	Yakima City Detention Facility
		Maintenance—Outdoor	Yakima City Detention Center
		Services—Snow Removal	Yakima City Detention Facility
		Truck Load/Unload	Yakima City Detention Center